


INSTRUCTION MANUAL AND ADVENTURER'S JOURNAL

OFFICIAL
**Advanced
Dungeons & Dragons[®]**
COMPUTER PRODUCT

DEATH KNIGHTS OF KRYNN



A DRAGONLANCE[™]
Fantasy Role-Playing Epic, Vol. II



WIZARD Works

LIMITED WARRANTY

SSI MAKES NO WARRANTIES, EITHER EXPRESS OR IMPLIED, WITH RESPECT TO THE SOFTWARE PROGRAM RECORDED ON THE DISKETTE OR THE GAME DESCRIBED IN THIS RULE BOOK, THEIR QUALITY, PERFORMANCE, MERCHANTABILITY OR FITNESS FOR ANY PARTICULAR PURPOSE. THE PROGRAM AND GAME ARE SOLD "AS IS." THE ENTIRE RISK AS TO THEIR QUALITY AND PERFORMANCE IS WITH THE BUYER. IN NO EVENT WILL SSI BE LIABLE FOR DIRECT, INDIRECT, INCIDENTAL, OR CONSEQUENTIAL DAMAGES RESULTING FROM ANY DEFECT IN THE PROGRAM OR GAME EVEN IF SSI HAS BEEN ADVISED OF THE POSSIBILITY OF SUCH DAMAGES. (SOME STATES DO NOT ALLOW THE EXCLUSION OR LIMITATION OF IMPLIED WARRANTIES OR LIABILITY FOR INCIDENTAL OR CONSEQUENTIAL DAMAGES, SO THE ABOVE LIMITATION OR EXCLUSION MAY NOT APPLY TO YOU.)

The enclosed software program and this Rule Book are copyrighted. All rights are reserved. This Rule Book may not be copied, photographed, reproduced, or translated or reduced to any electrical medium or machine readable form, in whole or in part, without prior written consent from SSI. The program accompanying this Rule Book may be copied, by the original purchaser only, as necessary for use on the computer for which it was purchased.

ADVANCED DUNGEONS & DRAGONS, AD&D, DRAGONLANCE and the TSR logo are trademarks owned by and used under license from TSR Inc., Lake Geneva, WI, USA

Copyright ©1990 Strategic Simulations, Inc. All Rights Reserved. Copyright ©1990 TSR, Inc. All Rights Reserved.

WHAT TO DO IF YOU HAVE A DEFECTIVE DISK

Each of our games undergoes extensive playtesting prior to its release. Through this process we hope to uncover and correct any errors in programming. However, due to the complex nature of our simulations, some program errors may go undetected until after publication. In addition to errors in the program, there are occasionally problems with the disk itself. We experience the industry standard of approximately a 3 to 5% failure rate of duplicated disks. Before assuming that a disk is defective, make sure to check your disk drive. Up to 95% of the disks returned to us as defective will run fine on our computer systems. Often the problem is with a disk drive that needs servicing for alignment, speed, or cleaning.

Should you have a defective disk, please return the disk only (keep all other parts of the game) to our Customer Support Department, along with a note describing the problem you have encountered. A replacement disk will be provided upon our receipt of the defective disk.

Should you uncover an error in the program, return your game disk to our Customer Support Department. Please enclose a description of what was taking place in the game when the error occurred. Upon correction of the program error, we will return an updated disk to you.

Always make sure to include your name, address, and daytime telephone number with any correspondence. We will do our best to see that any problems are corrected as soon as possible.


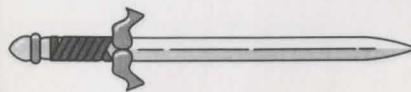
TABLE OF CONTENTS

Introduction	1
Your Game Box Should Contain	1
Transferring Characters from CHAMPIONS OF KRYNN.....	1
Before You Play.....	1
Getting Started Quickly	1
Beginning to Play.....	2
Modifying Characters and Parties	3
Character Summary Screen.....	4
Non-Player Characters (NPCs).....	5
Viewing Characters	5
Character Status	5
Adventuring	6
Display Screens and Points of View	6
Adventuring Options.....	7
Encamp	7
Magic	8
Civilization	9
Encounters	10
Combat.....	11
After Combat.....	12

Questions or Problems?

If you encounter a disk or system related problem, you can contact the WizardWorks Technical Support Staff at (612) 559-5301 between 9:00 a.m. and 4:00 p.m. Central Time, Monday through Friday, holidays excluded. You may also write to us at 3850 Annapolis Lane, Suite 100, Minneapolis, MN 55447.

We cannot give game playing hints through the Technical Support Number. If you need game hints, **clue books can be ordered by returning the form included with the package.**



INTRODUCTION

Welcome to the official ADVANCED DUNGEONS & DRAGONS® computer product, DEATH KNIGHTS OF KRYNN, a DRAGONLANCE™ fantasy role-playing epic. This game is based on the rules and background created by TSR, Inc. and a story line created especially for this game.

DEATH KNIGHTS OF KRYNN begins a year after the defeat of Takhisis' minions in CHAMPIONS OF KRYNN. The Solamnic commander of Gargath Outpost has asked your characters back to celebrate the victory—to share memories and feasting with old comrades. Your adventuring party looks forward to a peaceful and uneventful celebration...

Your Game Box Should Contain

- Disks
- Rule Book
- Adventurer's Journal
- Data Card

This rule book is designed to explain all your options and guide you through playing the game. If you are not familiar with the ADVANCED DUNGEONS & DRAGONS® game system, you will find helpful information about how things work in the Adventurer's Journal.

The Adventurer's Journal contains a variety of information including details about character classes, magic, combat and an introduction to the adventure story. The Journal also includes the maps, information, rumors and stories that you will need to play the game. As you play the game you will discover for yourself which of the tales you hear are fact and which are fiction.

The Data Card explains how to start the game and select items and menu options with your specific computer. It tells you how to

transfer characters to DEATH KNIGHTS OF KRYNN from the fantasy role-playing game, CHAMPIONS OF KRYNN. It also shows how to get right into the game without having to read through the rules.

Transferring Characters from CHAMPIONS OF KRYNN

DEATH KNIGHTS OF KRYNN will accept characters which were created and played in CHAMPIONS OF KRYNN. There are two ways to get characters from CHAMPIONS into DEATH KNIGHTS. The first, and preferred way, is to load a saved game and select CHAMPIONS on the LOAD FROM option. The second is to remove the characters from their CHAMPIONS party, copy them to your DEATH KNIGHTS save disk or directory and add them to a new party. See your Data Card for more details.


Note: If you transfer characters to DEATH KNIGHTS before they have completed the CHAMPIONS adventure, they may lose some items.

Before You Play

There is no copy protection on your DEATH KNIGHTS OF KRYNN disks, so please make backup copies and put the originals away for safekeeping. When you start the game, you will be asked to answer a verification question from this rule book or the Adventurer's Journal before you can play. Turn to the page as indicated for either this rule book or the Adventurer's Journal, find the indicated word, type it in and press the <Return> or <Enter> key.

Getting Started Quickly

DEATH KNIGHTS OF KRYNN comes with a ready-made party in a saved game that allows you to begin adventuring immediately. Use the instructions on the Data Card to load the saved game and begin playing. Use this rule book to answer any questions during play.



Using Menus

All commands are menu based, and the concept of the active character is central to the game. During combat the active character is chosen automatically according to a character's initiative and random factors. Other times you select the active character.

If a command affects the whole party, just select the command. If the command affects one character, make that character active and then choose the command.

Example: To look at a character's items, select that character, choose the VIEW command, and then choose the ITEMS command. The computer displays a list of that character's items and their readied status.

Menus are displayed either vertically or horizontally.

Vertical menus select the character, item, or spell to be acted upon. If there are more choices than will fit on the screen at one time, use the NEXT and PREV commands to view the additional selections.

Example: When purchasing items, selections are made from a vertical menu list of equipment.

Horizontal menus list what the active character can do, or what can be done to him. In the rules, menus are shown with all of their options, although in some cases, options will not be available every time a menu appears.

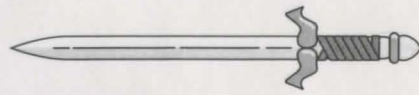
Example:

Treasure Menu

VIEW TAKE POOL SHARE DETECT EXIT

The options TAKE and SHARE will only appear if there is treasure to take. The option DETECT will only appear if there is treasure and the active character has a Detect Magic spell available.

The rule book only lists the general game menus. Special menus appear with many encounters that indicate available options.



BEGINNING TO PLAY

You must load a saved game or generate characters and band them together into a party. This first menu is displayed at the start of a game:

CREATE NEW CHARACTER

ADD CHARACTER TO PARTY

LOAD SAVED GAME

INITIALIZE MOUSE/JOYSTICK (Some computer systems)

EXIT TO DOS (Some computer systems)

CREATE NEW CHARACTER is used to build a character. Detailed information about characters, races, classes and so on is available in the Journal under Characters and Parties beginning on page 2. This command displays the following menus to define the character.

- PICK RACE lists the seven races you can choose for a player-character.


- PICK GENDER lists the sex the character can be. Gender affects the character's maximum strength.

- PICK CLASS lists the class or classes the character is qualified for based on race.

- PICK DEITY (clerics only) lists all of the gods a cleric character can choose to worship. Each deity confers unique powers to its clerics and determines which alignments a character can be. See the Deities section in the Journal for more details.

- PICK ALIGNMENT lists all the possible alignments for the character based on character class.

The computer randomly generates the character's ability scores after you choose alignment. If you are not happy with the character's scores you may roll them again. Remember that you can use the MODIFY CHARACTER command on the Party Creation/Hall Menu to change the character's ability scores and hit points (HP) after the character has been generated.



- NAME CHARACTER provides a 15 letter space to type in the character's name. This name will be automatically saved to disk. On some computer systems the character is named after the abilities scores are generated, on others the name is entered after the combat icon is selected.

- SELECT COMBAT ICON allows you to design the shape that will represent the character in combat. Customize this icon to represent the character's favorite weapon, armor and colors. Different computers and graphic adapters have different capabilities; experiment to create the best icon for each character. The combat icon may be altered during the game using the ALTER command from the Encampment Menu.

- EXIT from any of the character creation menus returns you to the Party Creation Menu.

ADD CHARACTER TO PARTY allows you to add individual characters to the party from the saved game disk or directory. A party is a group of characters composed of up to six player characters (called PCs) and up to two non-player characters (called NPCs). A party should have a balanced mix of characters with different classes. For more information about building parties see Building a Successful Party on page 9 of the Journal. You will also need to indicate the last game the character adventured in with the From Where Menu.


From Where Menu

ADD FROM WHERE: DEATH CHAMPIONS EXIT

- DEATH adds a character that was generated in DEATH KNIGHTS OF KRYNN or last adventured there.

- CHAMPIONS adds a character that last adventured in CHAMPIONS OF KRYNN.

- EXIT quits the ADD CHARACTER option.



LOAD SAVED GAME permits you to resume a previously saved game. The saved game provided with DEATH KNIGHTS OF KRYNN can also be loaded, and on some systems you can directly load saves from CHAMPIONS OF KRYNN. See your Data Card for more information.

INITIALIZE MOUSE/JOYSTICK sets up the joystick or mouse. This option is only available on some computer systems.

EXIT TO DOS ends play. This option is only available on some computer systems.

Modifying Characters and Parties

The Party Creation/Hall Menu shows the characters currently in your party and lists the commands for creating and modifying the party. Not all of the options are available at all times.

CREATE NEW CHARACTER

DROP CHARACTER

MODIFY CHARACTER

TRAIN CHARACTER (Hall only)

KNIGHT CHANGE ORDER (Hall only)

VIEW CHARACTER

ADD CHARACTER TO PARTY

REMOVE CHARACTER FROM PARTY

LOAD SAVED GAME


SAVE CURRENT GAME

BEGIN ADVENTURING

EXIT TO DOS (Some computer systems)

DROP CHARACTER eliminates a character from the party and erases him from the saved game disk. A dropped character cannot be recovered.

MODIFY CHARACTER allows you to change the character's ability scores and HP. Use MODIFY CHARACTER to change a character generated in DEATH KNIGHTS OF KRYNN to match the ability scores of a favorite AD&D® game character. A character cannot be modified once he has begun adventuring.



CHARACTER SUMMARY SCREEN

Name: BEYRANN		Alignment: CHAOTIC NEUTRAL		Age: 350 YEARS		Lunitari		Nuitari		Current Hit Points: 9/50	
Sex: MALE	STATUS: OKAY			Maximum Hit Points: 50		Race: QUALINESTI ELF					
SHINARE CLERIC/FIGHTER/RED MAGE		LEVEL: 6/7/6		EXPERIENCE: 71332							
ABILITY SCORES STR 18 (67) INT 16 WIS 14 DEX 19 CON 17 CHA 13				STEEL 500 ARMOR CLASS -2 THACO 10 DAMAGE 1D8+4							
				ENCUMBRANCE 961 MOVEMENT 6				COMBAT MOVEMENT			
LONG SWORD		Readied Weapon & Armor									
PLATE MAIL											
WARR TRADE DROP EXIT											

TRAIN CHARACTER (from Hall Menu only) increases a character's level when he has gained enough experience points. Characters may only advance one level per class per training session. See the Experience Points and Level sections in the Journal under Ability Scores and Other Attributes for more information. Training takes no game time. When mages advance, they may add a spell to their spell books. There is no charge for training characters.

KNIGHT CHANGE ORDER (from Hall Menu only) allows a knight of sufficient experience and abilities to petition for admission into the next higher order. Look under Solamnic Knights on page 7 of the Journal.

VIEW CHARACTER displays a Character Summary Screen for the active character. For more information see the Viewing Characters section.

REMOVE CHARACTER FROM PARTY transfers a character from the party to the saved game disk or directory.

SAVE CURRENT GAME stores the current game to the saved game disk or directory.

BEGIN ADVENTURING starts the game.



Clerics have the ability to sometimes turn away or even destroy undead creatures such as skeletons or zombies. This power increases as the cleric increases in level. The prime requisite for clerics is wisdom.

Fighters can fight with any armor or weapons, but they cannot cast magic spells. Fighters can have exceptional strength and gain additional HP bonuses if they have a Constitution of 17+. The prime requisite for fighters is strength.

Mages have powerful spells, but can use no armor and few weapons. They can only memorize those spells available in their magical spell books or use scrolls. In the world of Krynn, the power of mages is moderated by the three moons and mages are divided into three orders based on alignment. A mage's power fluctuates with the cycles of the moon that influences his order. For more information on the orders and moons see the Magic section (page 15). The prime requisite for mages is intelligence.

Paladins can fight with any armor or weapons, are totally immune to disease and can cast a few clerical spells once they reach ninth-level. Paladins can have exceptional strength and gain additional HP bonuses as fighters. They are somewhat resistant to spells and poison.

Because of their special nature, certain magical abilities are conferred on them by deities. They can turn

undead creatures as if they were a cleric two levels below their current level and are always surrounded by the equivalent of a Protection from Evil 10' Radius spell. Once a day paladins may heal two HP of damage per their level. They can also Cure Disease once a week at 1st - 5th levels, twice a week at 6th to 10th and three times a week at 11th to 14th level. At ninth-level, paladins gain the ability to cast clerical spells, but they cannot use clerical scrolls.

Paladins must be of lawful good alignment and have ability scores of at least 9 in intelligence and constitution, at least 12 in strength, at least 13 in wisdom and at least 17 in charisma. The prime requisites for paladins are strength and wisdom.


Rangers can fight with any armor or weapons. Rangers can have exceptional strength and gain additional HP bonuses as fighters. They do additional damage in combat when fighting giant-class creatures. No more than three rangers can join one party.

Rangers are very in tune with nature and gain the ability to cast druidic spells when they reach eighth-level. At ninth-level they gain the ability to cast mage spells. Rangers can never use scrolls of any type.

Rangers must be of good alignment and have ability scores of at least 13



7



in strength and intelligence and at least 14 in wisdom and constitution. The prime requisites for rangers are strength, intelligence and wisdom.

Solamnic Knights are the pride of chivalric honor in the world of Krynn. The knights are divided into three orders: the Knights of the Crown, the Knights of the Sword and the prestigious Knights of the Rose. All are renowned for their bravery and skill at arms. Knights begin the game with Solamnic Plate Mail, long sword +1 and a shield.

Knights are valuable for their leadership ability in combat. Whenever a party with a Knight enters combat, he makes a leadership check. If the check is successful, all NPCs in the party come under your control like regular PCs. Chances of success increase dramatically as a Knight rises through the three orders.

Knights must take a vow of poverty and so they tithe a large part of their monies and treasures back to the orders. Knights of the Crown will tithe 10 percent to their order whenever they enter an outpost. Knights of the Sword and Rose will give up everything except 20 steel pieces when they tithe. When Knights of the Sword or the Rose become sixth-level, they gain the ability to cast some clerical spells.

If a Knight of either of the first two orders (Crown or Sword) is of sufficient level and has high enough ability scores, he may petition the next higher order for admission.

Note: Knights receive experience bonuses for doing knightly deeds and not for meeting prime requisites minimums.

To join the Knights of the Sword a knight must have the following minimum ability scores: STR 12, INT 9, WIS 13, DEX 9, CON 10.


To join the Knights of the Rose a knight must have the following minimum ability scores: STR 15, INT 10, WIS 13, DEX 12, CON 15.

Thieves can fight with swords, short bows and slings and wear leather armor. In combat they do additional damage 'back stabbing', which is described in the Combat section. Thieves also have special skills for opening locks and removing traps. The prime requisite for thieves is dexterity.

Multi-class are non-human characters who belong to two or more classes at the same time. The character's experience points are divided among each of the classes, even after the character can no longer advance in one or more of those classes. The character's hit points per level are averaged among the classes. The multi-class character gains all the benefits of all classes with regard to weapons and equipment.



8



Alignment

Alignment is the philosophy a character lives by and can affect how NPCs and some magic items in the game react to the character. The following alignments are available to Player Characters.

Lawful Good characters believe in the rule of law for the good of all.

Lawful Neutral characters believe the rule of law is more important than any objective good or evil outcome.

Neutral Good characters believe that the triumph of good is more important than the rule of either law or chaos.

True Neutral characters believe that there must be a balance between good and evil and law and chaos.

Chaotic Good characters believe in creating good outcomes unfettered by the rule of law.

Chaotic Neutral characters believe that the freedom to act is more important than any objective good or evil outcome.

Note: Due to the nature of this adventure, no evil Player Characters are permitted.

Other Attributes

Each character also has three other important values that change as the game goes on: Hit Points, Experience Points and Levels.

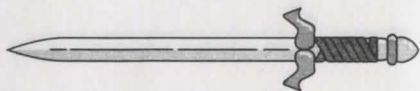
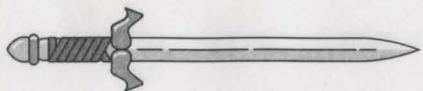
Hit Points (HP) represent the amount of damage a character can take before he goes unconscious. To calculate a character's maximum HP, the computer rolls the character's hit dice and adds any adjustments for level or constitution. A character gains a HP bonus to



“...he was very old, but looked strong enough to ward off the fiercest of monsters. That face, riddled with a thousand wrinkles, still displayed the dignity of a Solamnic Knight...”

each hit die if his constitution is over 14. When a character takes enough damage that his HP reach 0, he is unconscious. If the character's HP drop to anything from -1 to -9, he will lose 1 HP per turn from bleeding until he is bandaged or dies. A character is dead if he has -10 HP or less. When you view a character, his HP on the screen will never be displayed as less than 0.

Experience Points are a measure of what the character has learned on his adventures. Characters receive experience points for actions such as fighting monsters, finding treasures and successfully completing quests. The computer keeps track of experience and when



characters earn enough they may advance in levels. See the Level Advancement Tables for each class's experience requirements.



“...the door was open, so I walked in. There before me stood a high priest, his robe tattered from years of weathering. ‘I’ve been expecting you,’ he said in a deep voice ...”

Levels are a measure of how much a character has learned in his class. Characters can go to a hall and receive the training required to increase in level when they have enough experience. Characters may only advance one level at a time. If a character has gained enough experience to go up two or more levels since the last time he has trained, he will go up one level and lose all experience in excess of one point below the next level.

Example:

An 11th level thief enters a training hall with 667,543 experience points (enough for 13th-level). He will leave as a 12th-level thief with 660,000 experience points — one point below 13th-level. Once characters have reached their maximum levels for this game, they cannot train.

New characters start with 210,003 experience points and they will already have all levels and spells appropriate for that experience. Characters may advance to a maximum of 14th-level, except thieves who may advance to 18th-level.



Building a Successful Party

Forming a strong and adaptable party is a key to success in Champions of Krynn. You may place up to six Player Characters in your party. It is recommended that you use all six characters. A smaller party is less powerful and more likely to be eliminated by your enemies.

In choosing which characters to include in the party, it is wise to include a variety of classes: clerics, mages, thieves and fighters. At least one party member should be a kender, so you may taunt (yell) in combat. Some adventures may only be completed if the party includes a Knight.

Sample party #1:

- One Human Knight
- One Human Paladin
- One Dwarf Ranger
- One Kender Cleric of Mishakal/Thief
- One Qualinesti Elf Cleric of Shinare/Fighter/Red Mage
- One Silvanesti Cleric of Majere/Fighter/White Mage



Sample party#2:

- One Human Knight
- One Silvanesti Elf Cleric of Mishakal/Fighter/White Mage
- One Half-Elf Ranger/Cleric of Majere
- One Qualinesti Elf Cleric of Shinare/Fighter/Red Mage
- One Kender Cleric of Kiri-Jolith/Thief
- One Qualinesti Elf Fighter/Red Mage

Why These Guys?

Cleric/fighter/mages are the ultimate multi-purpose character. A cleric/fighter/mage can cast both mage and cleric spells while wielding the armor and weapons of a fighter. The main disadvantage of the cleric/fighter/mage is that, as a triple-class character, he advances in levels quite slowly.

Fighter/mages may cast spells while wearing armor. This split class can fight as well as a fighter and receives more HP than a pure mage.

Cleric/thieves have more HP and a better armor class than pure thieves. As a cleric, the cleric/thief can cast healing and support spells, allowing the character to perform double duty as both the party thief and additional healer. The thief status permits the powerful back stab attack which is described in the Combat section.



Clerics are essential for healing the party after engagements. The most efficient way to heal is to Encamp and select FIX (you can issue this command several times while encamped). FIX works as follows:

If a cleric is in the party, all available cure spells are cast and automatically memorized, until all characters are healed. If the party has taken more damage than clerics have cure spells, the FIX option may be used again. When FIX is used, characters at the top of the list will be healed before the characters below them. If a cleric is not in the party, HP may be recovered through rest (1 HP per 24 hour period), potions or Temple services.

Rangers normally start the game with more HP than other fighter types. They do extra damage versus giant type monsters and receive mage and druidic spells at high level.

Knights are powerful fighters and there are some items that may only be used by them. Knights have special leadership abilities and gain clerical spells at high levels.

Paladins are great warriors. In addition to their martial prowess, they have natural protection from evil, healing powers and they gain clerical spells.



Preparation Tips

The makeup of your party affects your combat strategy throughout the game. Loading your party with clerics and mages increases the importance of spell casting both before



“...the mere sight of the strong, determined warrior would have scared off all but the bravest of foes. But this was no ordinary rival...”

and during a battle. An emphasis on fighters, Knights, paladins or rangers makes your hand-to-hand combat skills that much more important.

Ready the melee weapons (swords, maces, quarter staves) at the start of the game instead of the missile weapons (bows, slings, darts). Be sure to keep arrows ready too.

COMBAT

Adventurers must battle their way through many dangerous foes to complete the mission. Tales of bravery and heroes ring with the sounds of combat. The following sections offer some more information and tips for combat.

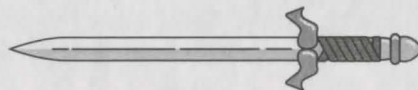
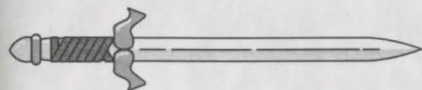
Combat Map

Battle takes place on a tactical combat map that is a more detailed view of the map terrain (3D or overland) that the party was on when the combat began. This map is set up with an invisible square grid and you will notice that everything moves on the grid from square to square. Moving diagonally often costs more movement points than moving horizontally or vertically.

Initiative

Each round of combat is divided into 10 segments. Every character and foe acts on a specific segment based on a random number. The random segment number is generated at the start of each combat round and is modified by dexterity and random factors such as surprise. In most cases a character will move and/or aim an attack during his segment. Casting spells may take extra segments to perform, so often a spell-caster will begin his spell on his segment and have it go off a few segments later.

Sometimes a character will act in segment 10 of one round and segment 1 in the next, appearing to act twice in a row. This is especially common if you use the DELAY command. When the DELAY command is given, that character's action is always delayed until segment 10.



Computer Control

In combat, the player controls the actions of PCs. The computer controls the actions of monsters, NPCs and PCs set to computer control with the QUICK command. If you have a Knight in your party, he may take control of NPCs at the start of combat by making a successful leadership check. A successful leadership check puts NPCs under normal control for that combat.

Combat Ability

Each character's ability in combat is defined by his AC, THACØ and damage.

AC

A character or monster's difficulty to be hit is represented by his armor class or AC. The lower the AC, the harder it is to hit the target. AC is based on armor and a dexterity bonus. Some magic items also help a character's AC.

THACØ

The character's THACØ represents his ability to hit enemies in melee or with missile fire. THACØ stands for To Hit Armor Class 0. This is the number a character must 'roll' equal to or greater than to do damage on a target with an AC of 0. The lower the THACØ, the better the chance to hit the target.

Note: the generation of a random number is often referred to as a 'roll'. In determining if an attack hit, the number generated is from 1 through 20.

An attack is successful if the random number is greater than or equal to the attacker's THACØ minus the target's AC. THACØ may be modified by range, attacking from the rear, magic weapons and magic spells among other things.

Example:

A fighter with a THACØ of 15 attacking a monster with an AC of 3 would need to roll: $(THACØ 15) - (AC 3) = 12+$

But to hit a monster with an AC of -2 he would need to roll: $(THACØ 15) - (AC -2) = 17+$


Damage

When a hit is scored, the attacker does damage. Damage is the range of HP loss the attacker inflicts when he hits an opponent in combat and it depends on the attacker's strength and weapon type. The damage each weapon can do is summarized in the Weapon Table on page 53.

Some monsters take only partial or no damage from certain weapon types. Skeletons, for example, take only half damage from sharp or edged weapons, while some other monsters only take damage from magical weapons.

Attacking

Characters generally engage in melee combat, which is face-to-face fighting with weapons such as swords and maces. Characters also



have other options, such as ranged combat, with bows and slings, and rear attacks on engaged foes. Different options and restrictions apply to each.



“...the wight attacked with such speed and ferocity that some life essence was drained from three of our party before we could defeat it...”

”

Ranged Weapons

A character with a missile weapon (bow, sling, etc.) may not attack when adjacent to an enemy. The exception to this is the kender hoopak. Kender may attack adjacent targets with the metal shod end of their hoopaks or use it as a ranged weapon.

Bows can be used twice per turn. Three darts can be thrown per turn.

Multiple Attacks

After seventh level (eighth for rangers,) all fighter-type characters increase the number of attacks they make with melee weapons. The first increase is three attacks every two rounds, then two attacks every round. See the Bonus Attacks for High Level Fighters table on page 52.

All of a character's attacks are taken against his first target. If the first target goes down with the first attack, he can aim the remaining attack at another target. Fighter-types may also sweep through several weak opponents in one combat round. When a character sweeps, he automatically attacks all of the weak opponents.

Back Stabbing

A thief back stabs if he attacks a target from exactly opposite the first character to attack the target. The thief may not back stab if he has readied armor heavier than leather. A back stab has a better chance of hitting the defender and does additional damage.

Combat Strategies

To succeed in combat, a skilled player deploys his party well, casts effective spells before and during combat, maneuvers his characters into advantageous positions and attacks using his most powerful characters and weapons.

Deploying the Party

When a battle begins, your party is automatically positioned based on the order list of the characters. Characters near the top of the order will be in the front lines and vulnerable to attack. To change the starting deployment, change the order from the Alter menu while encamped. Shift the heavily-armored fighters up the list and the vulnerable mages and thieves towards the bottom of

DEATH KNIGHTS OF KRYNN ADVENTURER'S JOURNAL


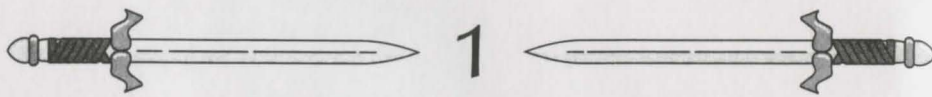


TABLE OF CONTENTS

What Has Gone Before.....	1
Important Geographical Features of Ansalon	2
Characters and Parties	2
The Player Races.....	2
Ability Scores.....	4
Character Classes	5
Alignment	8
Other Attributes	8
Building a Successful Party	9
Why These Guys!	10
Preparation Tips	11
Combat	11
Combat Map	11
Initiative.....	11
Computer Control	12
Attacking	12
Combat Movement	14
After Combat.....	15
Magic.....	15
Mages.....	15
Clerics	16
Knights and Paladins	17
Rangers	17
Tips on Magic Spells	17
Magical Treasures	18
Spell Descriptions	20
Creatures of Krynn	28
Journal Entries	33
Tables	52
Glossary of AD&D® Game and Computer Terms.....	58



WHAT HAS GONE BEFORE

One year ago, the forces of evil were united under the powerful aurak draconian, Myrtani. He had once again uncovered the method of corrupting dragon eggs into draconians. Aided by his Death Knight ally, Sir Lebaum, he was able to seize control of central Krynn and to field a dangerous army of draconians and undead.

As the Solamnic forces converged upon the region, a small band of stalwart heroes uncovered Myrtani's secret plans: to suddenly generate a huge army, and ambush the Solamnic forces. Myrtani hoped to slay key leaders in one swift action, and then crush


the remaining, disorganized resistance. Magic rituals discovered in a stolen tome would allow him to turn stolen dragon eggs into draconians en masse. The eggs were well hidden and Solamnic scouts had missed them after the War of the Lance.

A small band of heroes were able to slip into Myrtani's stronghold in Kernon and slay this foul minion of the evil goddess, Takhisis, before the magic could be used. Without the draconian force, the Knights of Solamnia were able to rout the evil army and bring peace to the region again.

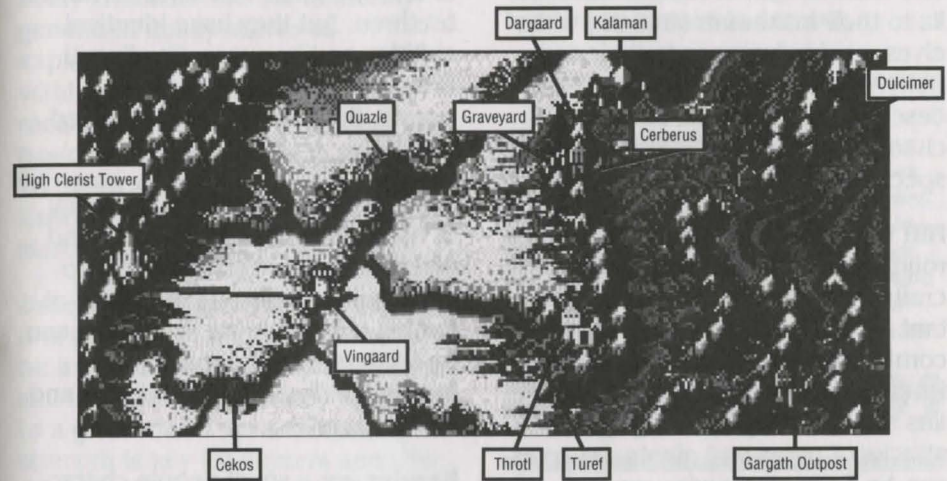
You are cordially invited to attend the first anniversary of the victory at the Battle of Kernon. Those in attendance will include the survivors of that battle and those granted the Special Solamnic Order of the Champions of Krynn.

This will be both a celebration of the great victory and a commemoration of those who fell achieving it. A special memorial will be held for the former commander of the Gargath Outpost, Sir Karl, who was slain defending the Oath and the Measure. This will be held at the parade grounds outside of the Gargath Outpost.

Sir Haroldde



IMPORTANT GEOGRAPHIC FEATURES OF ANSALON



IMPORTANT GEOGRAPHICAL FEATURES


The major cities of the region are Kalamon and Vingaard Keep. They loosely administer the large number of small villages in the region. These include the dwarven village of Turef, the gnomish village of Quazle and the human towns of Cerberus and Cekos. Many wars have been fought in this region, leaving several ruined old castles and forts. Many have evil reputations and should be avoided. Perhaps the most famous of them is Dargaard Keep. Once the home of the famous Knight of the Rose, Lord Soth, it now lies abandoned and decayed.

CHARACTERS AND PARTIES


Individual persons called characters make up your party of adventurers. They can be any one of several races and have any number of different skills. Some will be warriors, some priests, some mages and others may be thieves. Each brings his own skills and talents.

The Player Races

There are seven races for player characters (PCs) in the world of Krynn. Each offers unique strengths and weaknesses. For example, humans can advance without limits in any class (profession), while only



3



non-humans can have more than one class at a time. Kender have limits to their maximum strength, while elves receive bonuses to their dexterity. The following sections describe the races and several charts beginning on page 52 outline specific bonuses and limitations.

Hill Dwarves are a stubborn and rough race of sturdy workers and craftsmen. They are especially resistant to magic and poison. During combat, dwarves receive bonuses when attacking goblins or hobgoblins and are adept at dodging the attacks of ogres and giants. Dwarves can be fighters, thieves, rangers, clerics of Reorx or mixed classes.

Mountain Dwarves are somewhat clannish and more refined than their Hill Dwarf cousins, otherwise they are nearly identical. Mountain dwarves may be fighters, paladins, thieves, clerics of Reorx or mixed classes.

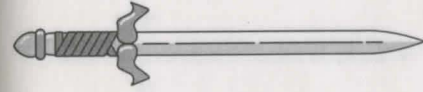
Silvanesti Elves (High Elves) are a tall, arrogant and long-lived race. They are nearly immune to Sleep and Charm spells and are adept at finding hidden doors. During combat, elves receive bonuses when attacking with long or short swords and bows. They cannot be raised from the dead. Silvanesti elves can be fighters, paladins, mages, clerics, rangers and mixed classes.

Qualinesti Elves are slightly smaller and friendlier than their Silvanesti brethren, but they have identical abilities and bonuses. Qualinesti elves can be fighters, rangers, mages, thieves, clerics and mixed classes.


Half-Elves are hybrids, with many of the virtues of both humans and elves. They are resistant to Sleep and Charm spells and are adept at finding hidden doors. Half-elves can be fighters, knights, paladins, mages, clerics, thieves, rangers and mixed classes.

Kender are a small people characterized by an absolute lack of fear and an insatiable curiosity. They are especially resistant to magic and poison and have the special ability to taunt intelligent opponents. When kender successfully taunt, an opponent will attack in a mindless rage, suffering a loss of combat effectiveness. The preferred weapon of the kender is the hoopak, part staff sling part metal shod staff, which only they can use. Kender receive bonuses to hit with hoopaks and are deadly accurate shots. They can be thieves, fighters, rangers, clerics or mixed classes.

Humans are the most common player-race in the world of Krynn. They can be fighters, mages, clerics, thieves, paladins, rangers and Knights but not mixed classes. Only humans and half-elves can be Knights.



4



Ability Scores

Every character has six randomly generated ability scores as explained below. These scores fall within a range determined by the race and class of the character. The basic values range from 3 (low) to 18 (high) and there are charts of limitations, modifiers and bonuses starting on page 52.

Depending on the character class, one or more of these abilities will be a prime requisite. A prime requisite is an ability especially valuable to a given class. For example, strength is key for fighters and wisdom for clerics. Most characters receive bonus experience points when their prime requisite scores are 16 or greater.

Non-human characters may receive modifiers to the basic ability scores to reflect differences between the races. Dwarves for instance, get a +1 constitution bonus and may have a maximum constitution of 19 instead of 18. When a character is generated with the CREATE NEW CHARACTER command, all racial modifiers are calculated automatically.

Strength (STR) is the measure of a character's physical power, muscle mass and stamina. Fighter-type characters may have exceptional strengths greater than 18 which are indicated by a percent value (01, 02, 03 . . . 98, 99, 00) following the base strength. High strength increases a character's combat ability with melee weapons. Strength also deter-

mines how much a character can carry without becoming encumbered and slowed in combat.




“...finding ourselves low on supplies, we stopped in the local store, where we found all manner of useful weapons to keep us going ...”


Intelligence (INT) is the measure of how well a character can learn. Intelligence can limit how far mage characters can advance and what levels of spells they can cast.

Wisdom (WIS) is the measure of a character's ability to understand the ways of the world and to interact with the world. Clerics receive bonus spells for high wisdom and it may limit what level spells they can cast.

Dexterity (DEX) is the measure of a character's manual dexterity and agility. Thieves especially benefit from high dexterity. Dexterity affects how well a character can use ranged weapons (bows, dart, etc.), when he moves in a combat round and how difficult he is to hit in combat.



5



Constitution (CON) is the measure of a character's overall health. Fighters receive one extra hit point per hit die for each point of constitution above 14. Non-fighters receive similar benefits except they receive a maximum of two extra hit points per level (no benefits for constitutions above 16). These bonuses

character with the highest charisma should be the active character when dealing with NPCs.

Character Classes

A character must belong to at least one character class. Non-human characters can have more than one class at the same time. A non-human character with multiple classes has more playing options, but he increases in level more slowly because his experience points are divided evenly among all his classes.

Characters receive HP, spells and abilities based on their class, level and (sometimes) ability scores. Refer to the tables at the back of the journal to find the number and size of hit dice a character receives and the number of spells the character can memorize.


Note: Dice is the term used to describe the range for a randomly generated number. A d6 die has a range from 1 through 6, a d10 has a range from 1 through 10.

Clerics have spells bestowed on them by their deities and can fight wearing armor and using crushing (not edged or pointed) weapons. After selecting a deity, clerics may only choose alignments appropriate to their deity. Each of the deities extends special abilities to his followers. For more information, see the Deities section on page 16.


“...we heard soft footsteps followed by a low, ominous growl. Suddenly, the weretiger rounded the corner, running full speed. We brandished our weapons, but it was too late...”

are only given until characters reach about 10th-level (depending on class). A character's constitution also determines the maximum number of times that character can be raised from the dead and the chance of a resurrection attempt being successful. Every time a character is successfully resurrected, he loses 1 point of constitution.

Charisma (CHA) is the measure of how others react to a character. Charisma is sometimes a factor when encountering NPCs — the higher a character's charisma, the more that character can persuade others to do what he wants. The



6



Clerics have the ability to sometimes turn away or even destroy undead creatures such as skeletons or zombies. This power increases as the cleric increases in level. The prime requisite for clerics is wisdom.

Fighters can fight with any armor or weapons, but they cannot cast magic spells. Fighters can have exceptional strength and gain additional HP bonuses if they have a Constitution of 17+. The prime requisite for fighters is strength.

Mages have powerful spells, but can use no armor and few weapons. They can only memorize those spells available in their magical spell books or use scrolls. In the world of Krynn, the power of mages is moderated by the three moons and mages are divided into three orders based on alignment. A mage's power fluctuates with the cycles of the moon that influences his order. For more information on the orders and moons see the Magic section (page 15). The prime requisite for mages is intelligence.

Paladins can fight with any armor or weapons, are totally immune to disease and can cast a few clerical spells once they reach ninth-level. Paladins can have exceptional strength and gain additional HP bonuses as fighters. They are somewhat resistant to spells and poison.

Because of their special nature, certain magical abilities are conferred on them by deities. They can turn


undead creatures as if they were a cleric two levels below their current level and are always surrounded by the equivalent of a Protection from Evil 10' Radius spell. Once a day paladins may heal two HP of damage per their level. They can also Cure Disease once a week at 1st – 5th levels, twice a week at 6th to 10th and three times a week at 11th to 14th level. At ninth-level, paladins gain the ability to cast clerical spells, but they cannot use clerical scrolls.

Paladins must be of lawful good alignment and have ability scores of at least 9 in intelligence and constitution, at least 12 in strength, at least 13 in wisdom and at least 17 in charisma. The prime requisites for paladins are strength and wisdom.


Rangers can fight with any armor or weapons. Rangers can have exceptional strength and gain additional HP bonuses as fighters. They do additional damage in combat when fighting giant-class creatures. No more than three rangers can join one party.

Rangers are very in tune with nature and gain the ability to cast druidic spells when they reach eighth-level. At ninth-level they gain the ability to cast mage spells. Rangers can never use scrolls of any type.

Rangers must be of good alignment and have ability scores of at least 13



7



in strength and intelligence and at least 14 in wisdom and constitution. The prime requisites for rangers are strength, intelligence and wisdom.

Solamnic Knights are the pride of chivalric honor in the world of Krynn. The knights are divided into three orders: the Knights of the Crown, the Knights of the Sword and the prestigious Knights of the Rose. All are renowned for their bravery and skill at arms. Knights begin the game with Solamnic Plate Mail, long sword +1 and a shield.

Knights are valuable for their leadership ability in combat. Whenever a party with a Knight enters combat, he makes a leadership check. If the check is successful, all NPCs in the party come under your control like regular PCs. Chances of success increase dramatically as a Knight rises through the three orders.

Knights must take a vow of poverty and so they tithe a large part of their monies and treasures back to the orders. Knights of the Crown will tithe 10 percent to their order whenever they enter an outpost. Knights of the Sword and Rose will give up everything except 20 steel pieces when they tithe. When Knights of the Sword or the Rose become sixth-level, they gain the ability to cast some clerical spells.

If a Knight of either of the first two orders (Crown or Sword) is of sufficient level and has high enough ability scores, he may petition the next higher order for admission.


Note: Knights receive experience bonuses for doing knightly deeds and not for meeting prime requisites minimums.

To join the Knights of the Sword a knight must have the following minimum ability scores: STR 12, INT 9, WIS 13, DEX 9, CON 10.


To join the Knights of the Rose a knight must have the following minimum ability scores: STR 15, INT 10, WIS 13, DEX 12, CON 15.

Thieves can fight with swords, short bows and slings and wear leather armor. In combat they do additional damage 'back stabbing', which is described in the Combat section. Thieves also have special skills for opening locks and removing traps. The prime requisite for thieves is dexterity.

Multi-class are non-human characters who belong to two or more classes at the same time. The character's experience points are divided among each of the classes, even after the character can no longer advance in one or more of those classes. The character's hit points per level are averaged among the classes. The multi-class character gains all the benefits of all classes with regard to weapons and equipment.



8



Alignment

Alignment is the philosophy a character lives by and can affect how NPCs and some magic items in the game react to the character. The following alignments are available to Player Characters.

Lawful Good characters believe in the rule of law for the good of all.

Lawful Neutral characters believe the rule of law is more important than any objective good or evil outcome.

Neutral Good characters believe that the triumph of good is more important than the rule of either law or chaos.

True Neutral characters believe that there must be a balance between good and evil and law and chaos.

Chaotic Good characters believe in creating good outcomes unfettered by the rule of law.

Chaotic Neutral characters believe that the freedom to act is more important than any objective good or evil outcome.

Note: Due to the nature of this adventure, no evil Player Characters are permitted.

Other Attributes

Each character also has three other important values that change as the game goes on: Hit Points, Experience Points and Levels.

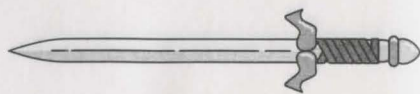
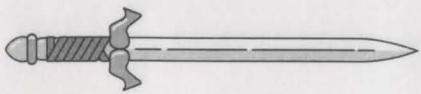
Hit Points (HP) represent the amount of damage a character can take before he goes unconscious. To calculate a character's maximum HP, the computer rolls the character's hit dice and adds any adjustments for level or constitution. A character gains a HP bonus to



“...he was very old, but looked strong enough to ward off the fiercest of monsters. That face, riddled with a thousand wrinkles, still displayed the dignity of a Solamnic Knight...”

each hit die if his constitution is over 14. When a character takes enough damage that his HP reach 0, he is unconscious. If the character's HP drop to anything from -1 to -9, he will lose 1 HP per turn from bleeding until he is bandaged or dies. A character is dead if he has -10 HP or less. When you view a character, his HP on the screen will never be displayed as less than 0.

Experience Points are a measure of what the character has learned on his adventures. Characters receive experience points for actions such as fighting monsters, finding treasures and successfully completing quests. The computer keeps track of experience and when



characters earn enough they may advance in levels. See the Level Advancement Tables for each class's experience requirements.



“...the door was open, so I walked in. There before me stood a high priest, his robe tattered from years of weathering. ‘I’ve been expecting you,’ he said in a deep voice ...”

Levels are a measure of how much a character has learned in his class. Characters can go to a hall and receive the training required to increase in level when they have enough experience. Characters may only advance one level at a time. If a character has gained enough experience to go up two or more levels since the last time he has trained, he will go up one level and lose all experience in excess of one point below the next level.

Example:

An 11th level thief enters a training hall with 667,543 experience points (enough for 13th-level). He will leave as a 12th-level thief with 660,000 experience points — one point below 13th-level. Once characters have reached their maximum levels for this game, they cannot train.

New characters start with 210,003 experience points and they will already have all levels and spells appropriate for that experience. Characters may advance to a maximum of 14th-level, except thieves who may advance to 18th-level.


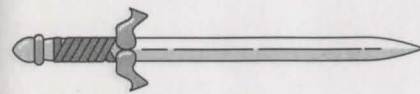
Building a Successful Party

Forming a strong and adaptable party is a key to success in Champions of Krynn. You may place up to six Player Characters in your party. It is recommended that you use all six characters. A smaller party is less powerful and more likely to be eliminated by your enemies.

In choosing which characters to include in the party, it is wise to include a variety of classes: clerics, mages, thieves and fighters. At least one party member should be a kender, so you may taunt (yell) in combat. Some adventures may only be completed if the party includes a Knight.

Sample party #1:

- One Human Knight
- One Human Paladin
- One Dwarf Ranger
- One Kender Cleric of Mishakal/Thief
- One Qualinesti Elf Cleric of Shinare/Fighter/Red Mage
- One Silvanesti Cleric of Majere/Fighter/White Mage



Sample party#2:

- One Human Knight
- One Silvanesti Elf Cleric of Mishakal/Fighter/White Mage
- One Half-Elf Ranger/Cleric of Majere
- One Qualinesti Elf Cleric of Shinare/Fighter/Red Mage
- One Kender Cleric of Kiri-Jolith/Thief
- One Qualinesti Elf Fighter/Red Mage

Why These Guys?

Cleric/fighter/mages are the ultimate multi-purpose character. A cleric/fighter/mage can cast both mage and cleric spells while wielding the armor and weapons of a fighter. The main disadvantage of the cleric/fighter/mage is that, as a triple-class character, he advances in levels quite slowly.

Fighter/mages may cast spells while wearing armor. This split class can fight as well as a fighter and receives more HP than a pure mage.

Cleric/thieves have more HP and a better armor class than pure thieves. As a cleric, the cleric/thief can cast healing and support spells, allowing the character to perform double duty as both the party thief and additional healer. The thief status permits the powerful back stab attack which is described in the Combat section.



Clerics are essential for healing the party after engagements. The most efficient way to heal is to Encamp and select FIX (you can issue this command several times while encamped). FIX works as follows:

If a cleric is in the party, all available cure spells are cast and automatically remembered, until all characters are healed. If the party has taken more damage than clerics have cure spells, the FIX option may be used again. When FIX is used, characters at the top of the list will be healed before the characters below them. If a cleric is not in the party, HP may be recovered through rest (1 HP per 24 hour period), potions or Temple services.

Rangers normally start the game with more HP than other fighter types. They do extra damage versus giant type monsters and receive mage and druidic spells at high level.

Knights are powerful fighters and there are some items that may only be used by them. Knights have special leadership abilities and gain clerical spells at high levels.

Paladins are great warriors. In addition to their martial prowess, they have natural protection from evil, healing powers and they gain clerical spells.



Preparation Tips

The makeup of your party affects your combat strategy throughout the game. Loading your party with clerics and mages increases the importance of spell casting both before



“...the mere sight of the strong, determined warrior would have scared off all but the bravest of foes. But this was no ordinary rival...”

and during a battle. An emphasis on fighters, Knights, paladins or rangers makes your hand-to-hand combat skills that much more important.

Ready the melee weapons (swords, maces, quarter staffs) at the start of the game instead of the missile weapons (bows, slings, darts). Be sure to keep arrows ready too.

COMBAT

Adventurers must battle their way through many dangerous foes to complete the mission. Tales of bravery and heroes ring with the sounds of combat. The following sections offer some more information and tips for combat.



Combat Map

Battle takes place on a tactical combat map that is a more detailed view of the map terrain (3D or overland) that the party was on when the combat began. This map is set up with an invisible square grid and you will notice that everything moves on the grid from square to square. Moving diagonally often costs more movement points than moving horizontally or vertically.

Initiative

Each round of combat is divided into 10 segments. Every character and foe acts on a specific segment based on a random number. The random segment number is generated at the start of each combat round and is modified by dexterity and random factors such as surprise. In most cases a character will move and/or aim an attack during his segment. Casting spells may take extra segments to perform, so often a spell-caster will begin his spell on his segment and have it go off a few segments later.

Sometimes a character will act in segment 10 of one round and segment 1 in the next, appearing to act twice in a row. This is especially common if you use the DELAY command. When the DELAY command is given, that character's action is always delayed until segment 10.



Computer Control

In combat, the player controls the actions of PCs. The computer controls the actions of monsters, NPCs and PCs set to computer control with the QUICK command. If you have a Knight in your party, he may take control of NPCs at the start of combat by making a successful leadership check. A successful leadership check puts NPCs under normal control for that combat.

Combat Ability

Each character's ability in combat is defined by his AC, THACØ and damage.

AC

A character or monster's difficulty to be hit is represented by his armor class or AC. The lower the AC, the harder it is to hit the target. AC is based on armor and a dexterity bonus. Some magic items also help a character's AC.

THACØ

The character's THACØ represents his ability to hit enemies in melee or with missile fire. THACØ stands for To Hit Armor Class 0. This is the number a character must 'roll' equal to or greater than to do damage on a target with an AC of 0. The lower the THACØ, the better the chance to hit the target.

Note: the generation of a random number is often referred to as a 'roll'. In determining if an attack hit, the number generated is from 1 through 20.

An attack is successful if the random number is greater than or equal to the attacker's THACØ minus the target's AC. THACØ may be modified by range, attacking from the rear, magic weapons and magic spells among other things.

Example:

A fighter with a THACØ of 15 attacking a monster with an AC of 3 would need to roll: (THACØ 15) - (AC 3) = 12+

But to hit a monster with an AC of -2 he would need to roll: (THACØ 15) - (AC -2) = 17+

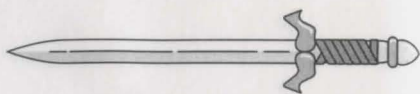
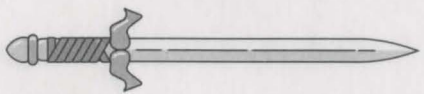
Damage

When a hit is scored, the attacker does damage. Damage is the range of HP loss the attacker inflicts when he hits an opponent in combat and it depends on the attacker's strength and weapon type. The damage each weapon can do is summarized in the Weapon Table on page 53.

Some monsters take only partial or no damage from certain weapon types. Skeletons, for example, take only half damage from sharp or edged weapons, while some other monsters only take damage from magical weapons.

Attacking

Characters generally engage in melee combat, which is face-to-face fighting with weapons such as swords and maces. Characters also



have other options, such as ranged combat, with bows and slings, and rear attacks on engaged foes. Different options and restrictions apply to each.



“...the wight attacked with such speed and ferocity that some life essence was drained from three of our party before we could defeat it...”

Ranged Weapons

A character with a missile weapon (bow, sling, etc.) may not attack when adjacent to an enemy. The exception to this is the kender hoopak. Kender may attack adjacent targets with the metal shod end of their hoopaks or use it as a ranged weapon.

Bows can be used twice per turn. Three darts can be thrown per turn.

Multiple Attacks

After seventh level (eighth for rangers,) all fighter-type characters increase the number of attacks they make with melee weapons. The first increase is three attacks every two rounds, then two attacks every round. See the Bonus Attacks for High Level Fighters table on page 52.

All of a character's attacks are taken against his first target. If the first target goes down with the first attack, he can aim the remaining attack at another target. Fighter-types may also sweep through several weak opponents in one combat round. When a character sweeps, he automatically attacks all of the weak opponents.

Back Stabbing



A thief back stabs if he attacks a target from exactly opposite the first character to attack the target. The thief may not back stab if he has readied armor heavier than leather. A back stab has a better chance of hitting the defender and does additional damage.

Combat Strategies

To succeed in combat, a skilled player deploys his party well, casts effective spells before and during combat, maneuvers his characters into advantageous positions and attacks using his most powerful characters and weapons.

Deploying the Party

When a battle begins, your party is automatically positioned based on the order list of the characters. Characters near the top of the order will be in the front lines and vulnerable to attack. To change the starting deployment, change the order from the Alter menu while encamped. Shift the heavily-armored fighters up the list and the vulnerable mages and thieves towards the bottom of



the list. Party order cannot be changed while in combat, although they are free to move.

When battle begins, your party may be placed in a bad position. If you wish to be defensive, move your characters to anchor your flanks on an obstacle such as a wall or tree. Setting up behind a doorway that your enemies have to move through makes for a very strong defensive position. Also, keep mages safe behind the front line.

Wounded Characters

Characters who are seriously injured should be moved out of the front lines if possible. Remember: if you move away from an adjacent enemy, he gets a free attack at your back. Back attacks have an improved chance to hit.

Stopping Ranged Attacks

Missile weapons cannot be fired if there is an adjacent opponent. If you want to fire missiles, make sure you keep away from the enemy. Hoopaks are the only exception, as they may be used either as a missile weapon or a melee weapon. To stop enemy missile fire, move someone next to the opponent.

Exploiting Enemies' Weaknesses

Exploit your opponents' weaknesses by directing attacks against helpless, wounded or isolated foes. Concentrate your attacks to eliminate one opponent rather than injure many (Exception: enemy spell

casters). A foe with one hit point remaining attacks as powerfully as an uninjured one.

Spell casters cannot fire spells after they have taken damage in a round and they will lose any spells they are in the process of casting when they are hit. Try to keep enemy spell casters under attack every round while protecting your own.

Combat Movement


The number of squares a character can move is affected by the weight he's carrying, his strength and the kind of armor he has readied. A character's movement range is displayed on the view screen and when moving during combat.

Running Away

A character may flee from the battlefield if he can move faster than all enemies, but not if he moves slower than any enemies. A character has a 50% chance to move off the battlefield if he can move as fast as the fastest enemy monster. Exception: if a monster or character can reach the edge of the combat map without any of his opponents being able to see him, he may then flee successfully even though he is slower than his opponents.

Returning to the Party

A character that moves off the battlefield returns to the party after the fight is over. If all active



characters flee combat, any dead or unconscious characters are lost. If a whole party flees, it will not receive any experience points for monsters killed before retreating.

After Combat

If one or more characters survive on the battlefield at the end of combat, the bodies of unconscious or dead party members stay with the party. If the entire party flees from combat, all unconscious and dead party members are permanently lost. If ALL the party members are slain, go back to your last Saved Game and try again from that point.



“...with several of our party wounded from combat we needed the help of a cleric healer. The best one around these parts was right in town...”

MAGIC

Magic is integral to DEATH KNIGHTS OF KRYNN. Mages and clerics, as well as high-level Knights, rangers and paladins can cast spells. A spell can exist in one of four forms: in a character's memory, in a character's spell book, in a scroll or in a wand.

A spell-caster with a memorized spell can cast it using the CAST command. Spells are memorized during rest while encamped.

Memorizing a spell takes 15 minutes of game time per spell level, plus a minimum period of preparation of four hours, plus two hours every two spell levels. For example, first and second level spells take a minimum preparation of four hours, while third and fourth level spells take six hours.

Example:

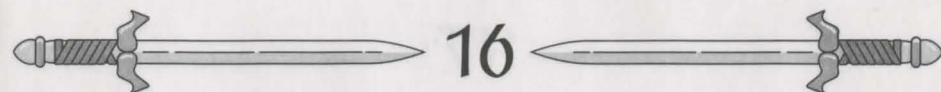
To memorize (2) first-level spells, (1) second-level spell and (1) third-level spell would take: (6 hours preparation) + (2 * 15 min) + (1 * 30 min) + (1 * 45 min) = 7 hours 45 min

Spells do not automatically have their full effect on their target. Each target of a spell may get a saving throw to avoid some or all of the effect of the spell. As a character gains levels, his saving throws improve.

Note: some monsters have magic resistance which decreases the chance of them being affected by spells.

Mages

There are two orders of mages you can play—White Robes and Red Robes. All good alignment mages are White Robes and all neutral alignment mages are Red Robes.



Evil mages are of the Black Robe order. The few mages in the world who do not enter an order are called “Rogues,” and are attacked on sight by all of the other orders. Mages keep spell information in their personal spell books and may only memorize spells that are recorded there.

When a mage trains for a new level, he selects a new spell to scribe into his spell book. A mage can also scribe spells from identified scrolls if he is of high enough level to cast them and they are the correct type for his order. Red Robe mages may only use or scribe Red Robe scrolls and White Robe mages may only use or scribe White Robe scrolls. A mage must cast the Read Magic spell in order to identify the spells on the scroll. A spell disappears after it has been scribed or cast.

The Moons of Krynn

Since the creation of the world, three moons have governed the powers of magic in Krynn. As the moons wax and wane, so do the powers of magic aligned to them. Each moon has a different cycle and affects a different group of mages. Mages of the White Robes gain their power from Solinari the white moon, Mages of the Red Robes are governed by Lunitari the red moon. The evil Mages of the Black Robes are empowered by the dark moon Nuitari. The current position of the moons is displayed at the top of

your computer screen and their effects are as follows:

				
	LOW SANCTION (NEW MOON)	WANING	WAXING	HIGH SANCTION (FULL MOON)
Saving Throws	-1	Normal	Normal	+1
Additional Spells*	0	0	+1	+2
Effective level	-1	Even	Even	+1**

* The additional spells can be of any level the mage can cast.

** Only a mage of sixth-level or higher who also has an intelligence of 15 or greater gains this benefit.

Spheres of Magic

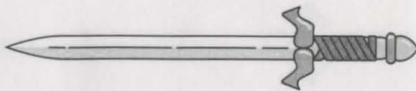
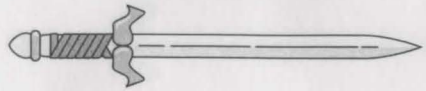
The magic of Krynn operates in spheres, with the different schools of mages only able to manipulate certain of them; spells castable by one order may not necessarily be cast by another. The Spell Parameters Table on page 55 and the Spell Descriptions beginning on page 20 detail which mage orders can cast each spell.

Clerics

Clerical magic requires no spell books. All clerical spells of the appropriate level are always available to a cleric, the character need only memorize them. Unlike mages, clerics can cast spells from scrolls without any preparation.

Deities

Since the earliest days of Krynn, the wisdom of the deities has been brought to all the races through the efforts of the clerics, the mortal



messengers of the will of the heavens. As a sign of favor, deities bestow upon their clerics special bonuses or additional spells. The following is a list of the deities of Krynn that are available to characters, their alignment and clerical bonuses:



“...after night fell, I set up camp and was warming myself by the fire when I heard it. It seemed to come from all around...”



Good Aligned Deities:

Paladine

Powers: None

Extra Spells: Protection from evil 10' radius

Majere

Powers: Turn undead as if cleric is two levels higher

Extra Spells: Silence 15' radius

Kiri-Jolith

Powers: +1 THACØ

Extra Spells: Detect Magic

Mishakal

Powers: +1 die on all healing spells

Extra Spells: Charm Person, Remove Curse, Bless

Neutral Aligned Deities:

Sirion

Powers: None

Extra Spells: Burning Hands

Reorx*

Powers: +1 THACØ (dwarves only)

Extra spells: None

Shinare

Powers: None

Extra Spells: Charm Person

*All dwarven clerics must select Reorx and therefore be neutral.

Knights and Paladins

Knights and paladins use their clerical spells identically to clerics, except that they can never use clerical scrolls, even if they may cast the spells.


Rangers

Rangers use mage and druidic spells. They use mage spells identically to mages and the druidic spells as clerics use their magic. Rangers can never cast spells from scrolls, even if they can memorize and cast the scroll spell normally.

Tips on Magic Spells

Both clerics and mages may cast spells which assist the party in combat. Preparatory spells cast just before a battle can protect and strengthen characters. Spells can be cast to damage foes during combat or to protect or heal comrades.

Spells should be memorized as soon as possible after they are



used. This is most likely to happen after combat. When in camp, have your spell-casters memorize spells and select REST to allow them to imprint the spells for later use. Selecting REST without choosing new spells has the spell-casters rememorize the spells they have cast since last resting.

Note: Before resting, it is a good idea to save your game. We recommend that you save your game after every tough combat and that you keep at least two separate saved games at all times and alternate between them. This will allow you to go back to a save before that fatal battle.

MAGICAL TREASURES

As you travel about and encounter the monsters and puzzles that stand between you and finishing your various quests, you will also find magical items to help you on your way. Here are some descriptions of items that you may find. Not all of these items may be found in your adventure. You can find out if there is a magic item in a treasure by doing a Detect Magic spell using the DETECT command. To find out specifically what an item is, you must take it to a shop and have it identified.

Some magic items are in reality cursed and can do great harm. When a character readies a cursed item, a Remove Curse spell must be cast before the item can be

dropped. Some magic items may only be used by certain classes. Others may not work at all if certain other magic items are also in use. You must select the READY command from the Items Menu to prepare items for use. Items such as armor, weapons or adornments are simply readied and you gain their benefit automatically. Items like scrolls or potions must be readied before they can be used.

Wands


Wands are the traditional objects of enchantment. Wands generally will cast a set number of a given spell (Fireball or Ice Storm for instance). Only experimentation or paying to have them identified will tell what a wand does. Generally wands can only be used by mages, although a few can be used by other classes.

Potions

Potions are the most common sort of magical treasure. Potions may heal wounded characters, cause them to become hastened or invisible or cause any number of other effects.

Scrolls

Scrolls can be either for clerics or one of the mage orders. They offer new spells for mages to scribe into their books, spells of a higher level than the spell-casters can normally cast and extra spells for emergencies. A mage may use SCRIBE to



transfer a scroll into his spell book. Mages and clerics can cast spells directly from scrolls with the USE command.



“...you know what they say — the bigger they are, the harder they fall. This was certainly true of the giant skeleton we encountered. A few choice attacks from the right weapon will reduce them to a pile of bones...”

Enchanted Armor and Shields

Sometimes you may run across armor or shields that have been created by skilled craftsmen and then enchanted by mages to imbue them with protective spells. The power of the magic on these items may vary a great deal. Enchanted armor has the great advantage of offering improved protection with less encumbrance than the same type of mundane armor.

Solamnic Plate

These suits of plate mail were originally crafted for some of the Knights of Solamnia. The armor is of exceptionally high quality and is very ornate. Only Knights may use Solamnic Plate.

Enchanted Weapons

Enchanted weapons come in many sizes and shapes and potencies. Sometimes a weapon will add to your THAC \emptyset and damage. Other weapons may have other magical properties including extra bonuses against specific types of creatures. Once a magic weapon has been readied from the Items Menu, the character will have it for all combats.

Enchanted Adornments


Bracers, necklaces, periapts and especially rings are favorite objects for magical enchantment. These items may have any number of magical properties. Some items will help your AC, others may fire Magic Missiles or be cursed. Once one of these items has been readied from the Items Menu, a character will automatically gain all effects. The exception to this rule is that certain magical necklaces require the USE command to work.

Dragonlances

These powerful enchanted weapons were created for the War of the Lance, to combat the evil dragons. They have large bonuses against any foe, but are deadly when attacking dragons, where they do the wielder's hit points in damage to the beast.

Enchanted Clothing

Wizards will sometimes cast enchantments on commonplace items of clothing such as gauntlets or cloaks. A wide variety of these items are known to exist.



SPELL DESCRIPTIONS

First Level Clerical Spells

Bless improves the THAC \emptyset of friendly characters by 1. The bless spell does not affect characters who are adjacent to monsters when the spell is cast. This is a good spell to cast before going into combat.

Cure Light Wounds heals 1-8 HP (up to the target's normal maximum HP).

Detect Magic indicates which equipment or treasure is magical. View a character's items or Take treasure items. Equipment or treasure preceded by an '*' or a '+' is magical.

Protection from Evil improves the AC and saving throws of the target by 2 against evil attackers.

Resist Cold halves the damage and improves saving throws vs. cold attacks by 3.

Second Level Clerical Spells

Find Traps indicates the presence of traps in the character's path.

Hold Person may paralyze targets of character type (human, etc.), goblin or hobgoblin. You may aim a hold person spell at up to 3 targets.

Resist Fire halves the damage and improves saving throws vs. fire attacks by 3.

Silence 15' Radius must be cast on a character or a monster. That character or monster and all adjacent to him, cannot cast spells for the duration of the spell.

Slow Poison revives a poisoned person for the duration of the spell.

Snake Charm paralyzes as many HP of snakes as the cleric has HP.



Spiritual Hammer creates a temporary magic hammer. It can strike at range and does normal hammer damage plus one point for every three levels the caster has attained. The hammer appears in the cleric's equipment list and must be readied as any other weapon. The hammer will reconjure itself on the cleric's person if it is thrown.

Third Level Clerical Spells

Cure Blindness removes the effect of the Cause Blindness or Power Word, Blind spells.

Cure Disease removes the effects of disease caused by some monsters or by a Cause Disease spell.

Dispel Magic removes the effects of spells that do not have specific counter spells. This is a recuperation spell for any of the party that has been held, slowed or made nauseous.



Prayer improves the THACØ and saving throws of friendly characters by one and reduces the THACØ and saving throw of monsters by one. This is a good spell to cast before going into combat.

Remove Curse removes the effects of a Bestow Curse spell and allows the target to unready cursed magic items.

Fourth Level Clerical Spells

Cure Serious Wounds heals 3-17 HP (up to the target's normal maximum HP).

Neutralize Poison counteracts all toxins and revives a poisoned person.

Protection from Evil 10' Radius must be cast on a character or a monster. It improves the AC and saving throws of the target and all adjacent friendly characters by two against evil attackers.

Sticks to Snakes causes snakes to harass the target. The target is unable to attack or cast spells for the duration of the spell. Large creatures may ignore the created snakes.

Fifth Level Clerical Spells

Cure Critical Wounds heals 6-27 HP (up to the target's normal maximum HP).

Dispel Evil improves the target's AC by seven versus summoned evil creatures for the duration of the spell or until the target hits a summoned creature. The creature must make a saving throw when it is hit or be dispelled.

Raise Dead can bring back to life one non-elf character. The chances for success are based on the target's constitution. The raised character returns to life with one hit point.

Sixth Level Clerical Spells

Heal cures all diseases, blindness, feeblemindedness and restores all except one to four of a character's full hitpoints.

Seventh Level Clerical Spells


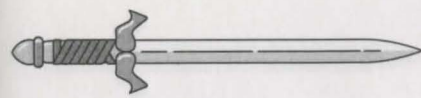
Restoration returns experience levels to characters who have suffered the draining attacks of undead monsters such as wights.

Resurrection is similar to the Raise Dead spell, except that the resurrected character has full hit points returned.

First Level Druid Spells

Detect Magic indicates which equipment or treasure is magical. View a character's items or Take treasure items. Equipment or treasure preceded by an '*' or a '+' is magical.

Entangle will cause plants in the area of effect to grow and entwine around the feet of any creature in



the area. Be careful not to catch allies in the spell area. Entangle only works outdoors.

Faerie Fire will ring a targeted creature in magical light. This spell will outline otherwise invisible creatures and give a +2 THACØ bonus to anyone attacking an affected creature.

Invisibility to Animals will make the target invisible to non-magical, low or non-intelligent animals. This spell does not offer protection against intelligent opponents or magical creatures.

Second Level Druid Spells

Barkskin causes the target's skin to become tougher and harder to damage. The effect of this spell is a -1 bonus to AC. This is a good spell to cast before combat.

Charm Person or Mammal changes the target's allegiance in a combat. It affects character types (human, etc.) and other mammals.

Cure Light Wounds heals 1-8 hitpoints (up to the target's normal maximum hitpoints).

First Level Mage Spells

Burning Hands causes one HP of fire damage per level of the caster. There is no saving throw. Usable by both Red and White Robes.

Charm Person changes the target's allegiance in a combat. It only affects character types (human,

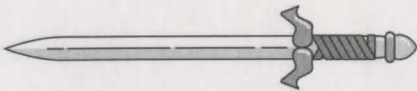

etc.), goblins or hobgoblins. Usable by both Red and White Robes.



“...long after my encounter with the dread wolf, I had nightmares of its evil face snarling at me from out of the darkness...”

Detect Magic indicates which equipment or treasure is magical. View a character's items or Take treasure items. Equipment or treasure preceded by an '*' or a '+' are magical. Usable by both Red and White Robes.

Enlarge makes the target larger and stronger. The higher the caster's level, the larger and stronger the target gets. If the caster is sixth-level or greater, the target becomes as strong as an Ogre. If the caster is 10th-level or greater, the target becomes as strong as a Fire Giant. A target can only be under the effect of one enlarge spell at a time. Unwilling targets get a saving throw against this effect. The spell will stay in effect for more than one combat and should be cast before combat. Usable by both Red and White Robes.



Friends raises the caster's charisma 2-8 points. It is often cast just before an encounter. Usable by both Red and White Robes.

Magic Missile does 2-5 HP per missile with no saving throw. A mage throws one missile at first – second level, two missiles at third – fourth level, three missiles at fifth – sixth level and four missiles at sev-



“...when I saw the spectre floating toward me from out of the shadows, its hateful presence charging the air with tense fear, my first reaction was just to run like mad...”

enth – eighth level. This spell will damage any target within its range unless the target is magic resistant or has certain magical protection. Casts instantaneously. Usable by both Red and White Robes.

Protection from Evil improves the AC and saving throws of the target by two against evil attackers. Usable by both Red and White Robes.

Read Magic allows a mage to ready a scroll and read it. For scrolls, this works as if they have been identi-

fied. A mage may scribe the spells from a scroll (if appropriate for his class and level) after it has been read. Usable by both Red and White Robes.

Shield negates the magic missile spell, improves the mage's saving throw and may increase his AC. Usable by both Red and White Robes.

Shocking Grasp does electrical damage of 1-8 HP, +1 HP per level of caster. Usable by both Red and White Robes.

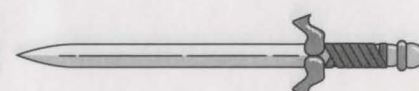

Sleep puts 1-9 targets to sleep with no saving throw. Up to 9 one hit-die targets are affected. One 4 hit-die target is affected. Targets of five or more hit-dice are unaffected. Usable by both Red and White Robes.

Second Level Mage Spells

Detect Invisibility allows the target to spot invisible targets. Usable by both Red and White Robes.

Invisibility makes the target invisible. The THACØ of melee attacks against invisible targets is reduced by four. It is impossible to aim ranged attacks at invisible targets. Invisibility is dispelled when the target attacks or casts a spell. Usable by both Red and White Robes.

Knock is used to open locks. It can be cast from the door-opening menu if the active character has a memorized knock spell. Usable by Red Robes only.



Mirror Image creates 1-4 illusionary duplicates of the mage. A duplicate disappears when it is attacked. Usable by Red Robes Only.

Ray of Enfeeblement reduces the target's damage by 25% + 2% per level of the caster. Usable by White Robes only.

Stinking Cloud paralyzes those in its area for 2-5 rounds. If the target saves, it is not paralyzed, but is nauseous and has its AC reduced for two rounds. This spell has a very short range and care should be taken to avoid including party members in the cloud.

Strength raises the strength of the recipient one to eight points. The effects of the spell are less if the target has 18 strength. Usable by Red Robes Only.

Third Level Mage Spells

Blink protects the mage. The mage 'blinks out' after he acts each round. The mage may be physically attacked before he acts each round, but he may not be physically attacked after he acts. Usable by Red Robes only.

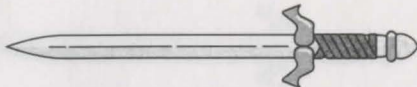
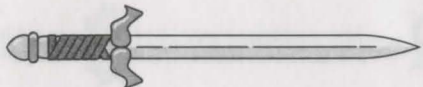
Dispel Magic removes the effects of spells that do not have specific counter spells. This is a recuperation spell for any of the party that has been held, slowed or made nauseous. Usable by White Robes only.

Fireball does 1d6 HP per level of the caster to all targets within its area. If the target makes its saving throw, the damage is halved. A fireball has a five square diameter outdoors and a seven square diameter indoors. Fireball is a slow-casting spell and the spell's power demands that you target carefully. Otherwise, you may inadvertently destroy party characters. If you target a fireball in the center of the screen indoors, the only safe areas are the three squares in each corner. Be sure to center to determine who will be in the area of effect. Usable by both Red and White Robes.

Haste doubles the target's movement and number of melee attacks per round. Haste has a short duration and you should wait until a fight is imminent to cast it. *Warning:* each time a haste spell is cast on a character, that character ages one year. Usable by Red Robes only.

Hold Person may paralyze targets of character type (human, etc.), goblin or hobgoblin. You may aim a hold person spell at up to four targets (Exit to target less). Usable by White Robes Only.

Invisibility, 10' Radius makes all targets adjacent to the caster invisible. The THACØ of melee attacks against invisible targets is reduced by four. It is impossible to aim ranged attacks at invisible targets. Use this spell to set up a battle line while the bad guys seek you out. Characters lose invisibility if they do



anything but move. Some monsters can see invisible creatures. Usable by Red Robes only.

Lightning Bolt does 1d6 HP per level of the caster to targets along its path. If the target makes its saving throw, the damage is halved. A lightning bolt is four or eight squares long in a line away from the caster. For best results, move the spell caster to send the bolt down a row of opponents. It will attack all opponents along the line within its range. Target the first creature in the row (closest to caster). Lightning bolts will reflect off walls back toward the spell caster. This permits targets adjacent or close to a wall to be hit twice by the same bolt. Be careful the caster isn't hit by the reflected bolt. Usable by both Red and White Robes.

Protection from Evil, 10' Radius protects the target and all characters adjacent to the target. The spell improves the AC and saving throws of those it protects by two against evil attackers. Usable by White Robes only.

Protection from Normal Missiles makes the target immune to non-magical missiles. Usable by White Robes only.

Slow affects one target per level of caster. The spell halves the target's movement and number of melee attacks per round. Slow can be used to negate a haste spell. This spell is

useful against any high-damage creature. Only affects the side opposing the spell caster. Usable by Red Robes only.

Fourth Level Mage Spells

Bestow Curse reduces the targets THAC0 and saving throws by four. Usable by White Robes only.



Charm Monster changes the target's allegiance in combat. It will work on any living creature. The spell affects 2-8 first level targets, 1-4 second level targets, 1-2 third level targets or one target of fourth-level or above. Usable by White Robes only.

Confusion affects 2-16 targets. Each target must make a saving throw each round or stand confused, become enraged, flee in terror or go berserk. Confusion is most effective when used against a large number of enemies. Usable by White Robes only.

Dimension Door allows the mage to teleport himself to another point on the battlefield within his line of sight and the range of the spell. Mages can use it for quick escapes. Fighter/mages use the "Door" to reach the opposition's rear area. Usable by Red Robes only.

Fear causes all within its area to flee. Usable by Red Robes only.

Fire Shield protects the mage so that any creature who hits the mage in melee does normal damage, but



takes twice that damage in return. The shield may be attuned to heat attacks or cold attacks. The mage takes half damage (no damage if he makes his saving throw) and has his saving throw against the opposite form of attack improved by two. He takes double damage from the form of attack the shield is attuned to. Usable by both Red and White Robes.

Fumble causes the target to be unable to move or attack. If the target makes his saving throw, he is affected by a slow spell. Usable by White Robes only.

Ice Storm does 3-30 HP to all targets within its area. There is no saving throw. This spell will inflict damage on opponents protected by Minor Globes of Invulnerability. Usable by both Red and White Robes.

Minor Globe of Invulnerability protects the caster from incoming first, second or third-level spells. The Globe is very effective when used in combination with Fire Shield. Usable by White Robes only.

Remove Curse removes the effects of a Bestow Curse spell and allows the target to unready cursed magic items. Usable by White Robes only.

Fifth Level Mage Spells

Cloudkill is similar to the Stinking Cloud spell, except that its area of effect is larger and it will kill weaker monsters. Stronger monsters may be immune to the spell. Usable by both White and Red Robes.

Cone of Cold fires a withering cone shaped blast of cold. The spell's range and damage increases with the caster's level. Usable by both White and Red Robes



“...the chest, when opened, overflowed with treasure, some of it having magical properties; but one item caused the mage among us to shudder...”

Feeblemind causes targets who fail their saving throw to drop dramatically in intelligence and wisdom and become unable to cast spells. A Heal spell must be cast on the victim to recover from the effect. Usable by White Robes only.

Fire Touch creates a blazing aura around the recipient. This aura adds 2-12 points of extra fire damage to all of the recipient's attacks. Usable by Red Robes Only.

Hold Monster is similar to Hold Person, except it affects a wider variety of creatures. Usable by White Robes only.

Iron Skin causes the mage's skin to become extremely tough and damage resistant. The mage's AC is reduced by four. Usable by Red Robes Only.

Sixth Level Mage Spells

Death Spell kills opponents instantly and irrevocably. The spell will kill a greater number of weak opponents than strong. Powerful opponents may be immune. Usable by both Red and White Robes.

Disintegrate destroys one target. Some creatures with an innate magic resistance may avoid the effects of the spell, while most must make a saving throw to survive. Usable by Red Robes only.

Flesh to Stone causes the target to make a saving throw or be turned into stone. Usable by Red Robes only.

Globe of Invulnerability protects against first to fourth level spells. Usable by White Robes only.

Stone to Flesh counters the effects of a Flesh to Stone spell. Characters may not survive the shock of being restored to flesh. System shock survival is based on a character's constitution. Usable by Red Robes only.

Seventh Level Mage Spells

Delayed Blast Fireball is a more powerful version of the third level spell and will penetrate a Minor Globe of Invulnerability. Usable by both White and Red Robes.

Mass Invisibility is identical to the Invisibility spell, except that it affects several targets at once. This can be a valuable spell to cast before a known encounter. Usable by Red Robes only.

Power Word, Stun causes one creature to be stunned—reeling and unable to think or act effectively. The weaker the target, the longer it will be stunned. This is a very powerful spell and it automatically affects any creatures who do not have magical immunities. Usable by both White and Red Robes.

Eighth Level Mage Spells

Mass Charm is similar to the fourth-level spell, except it affects a much larger number of targets. Usable by White Robes only.

Mind Blank is a powerful protective spell. The recipient of this spell is totally protected from spells that attack a character's mind or will, such as Charm or Feeblemind. Usable by White Robes only.

Otto's Irresistible Dance is an enchantment that causes the target to be irresistibly compelled to dance a wild and frenzied jig. The target's AC is reduced by four and it fails all saving throws versus other magical attacks. Usable by White Robes only.

Power Word, Blind will strike some targets instantly blind. Usable by both White and Red Robes.

CREATURES OF KRYNN

The denizens of Krynn are many and varied. This is a list of some monsters you may encounter in your adventures.



Beast, Undead

The undead beast is a mindless killer of unknown origin, compelled to destroy the living. It is resistant to pointed or edged weapons and flame.



Death Knight

A type of powerful undead that cannot be turned, death knights are dangerous and frightening opponents who are immune to most magical attacks. They can reflect some magic attacks back on the caster, cause fear in those around them and cast a massive fireball attack once a day.

Dragons

These are the most powerful and dangerous of the monsters a party can encounter. The older and larger the dragon, the more damage it can do and the harder it is to kill. In addition to their awesome strength, dragons inspire an insidious terror called Dragon Fear or Awe. Many times the mere sight of a dragon will cause opponents to panic and flee.



Dragon, Black

They are noted for spitting a stream of deadly acid as well as attacking with claws and fangs. Since they are extremely independent and only obey commands if it suits their purpose, black dragons were rarely used in direct assaults by the evil Dragon Highlords. They were more highly valued as guards.



Dragon, Blue

Highly intelligent and greatly feared, they exhale lightning bolts in addition to attacking with claws and fangs. Blue dragons are more gregarious than many of their cousins. They obey orders and can act and fight together as a cohesive unit. They proved to be loyal allies of the evil Dragon Highlords.



Dragon, Death

When some highly magical and intelligent dragons die, they become death dragons. Their will is so powerful that their dead and rotting bodies remain animated. They breathe a lethal cloud of gas.



Dragon, Red

Perhaps the most feared of all the evil dragons, these beasts were the favored assault force of the Dragon Highlord armies during the War of the Lance. Not usually inclined to obey orders, red dragons enjoy nothing more than setting cities ablaze, destroying and looting. Red dragons can exhale great spouts of flame, cast magic spells or attack with their claws and fangs.



Dragon, Spectral

Spirit form of Evil Dragons brought into the Human planes by the most powerful priests of Takhisis. Their touch drains life and they are unaffected by many spells and non-magic weapons.



Dragon, Undead

The animated corpse of a dragon, often of good alignment. It has none of the intelligence or powers of the original dragon.



Dread Wolf

A wolflike undead creature who taunts budding heroes. The dread wolf is often found in the service of a powerful evil master. It has the ability to move great distances in a very short time and is immune to most magic.



Fire Lizard

Resembles a wingless dragon and is sometimes called a "False Dragon." It attacks with teeth, claws and a fire breath. It is resistant to fire-based attacks.



Fire Minion

A fearsome creature from the elemental plane of Fire. Its body is composed of living flame, most often taking the shape of a large humanoid. It radiates intense heat and is healed by fire.



Ghost

This creature is nearly indistinguishable from a ghoul, save for a carrion stench which it exudes. The stench causes retching and nausea. The ghost is susceptible to cold.



Ghoul

A human transformed into an undead monster which feeds on the decaying flesh of corpses. Although the transformation from human-form has deranged and destroyed its mind, it maintains an evil cunning. Its touch paralyzes humans.

Golems

Magically created automatons of great power. Golems can be constructed of several materials.



Golem, Flesh

A humanoid formed by the stitched together remains of many corpses. Its skin is the sickly green and yellow of decomposing flesh. Fire and cold based attacks only slow it, electrical attacks heal it and they are only vulnerable to magical weapons.



Golem, Iron

Fashioned in the form of stylized armor, it is affected only by very powerful magic weapons, magical electrical attacks (which slow them) and magical fire attacks (which heal them.)



Hatori

Dwelling deep in sandy deserts, this Crocodile of the Sands has a voracious appetite. Entire caravans have been lost to a single hatori.



Hellhound

A fire-breathing canine summoned to serve evil beings. Their eerie wail has caused strong men to flee.



Kua-Toa

An ancient race of fish-men dwelling underground and harboring a deep hatred of surface dwellers. Kua-Toans are only encountered above ground when they are seeking sacrifices and slaves.



Lich

Though liches are among the most powerful undead, they seek only to further their own power. They do not seek confrontation, but are ruthless in defending themselves.

Lycanthrope

Humans who can transform themselves to resemble normal animals and monsters.



Wereboar

Like the boar it can transform into, the wereboar is ill tempered and combative.



Weretiger

Weretigers are primarily female and are ferocious solitary hunters.





Nightmare

Commonly the mount of the more powerful undead, it originates in the lower planes. Often known as hell horses or demon steeds.



Rhino Beetle

An enormous beetle with powerful mandibles, capable of crushing anything in its path.



Roc, Undead
The animated remains of a gigantic flying bird.



Sivak Draconians
Draconians were the special troops of the Dragon Highlords. They are created by corrupting the eggs of good dragons with vile sorceries. Because of their magical origins all draconians are somewhat magic resistant. Sivaks are created from silver dragon eggs. They are powerful fighters who get three attacks per combat round.

Skeleton

These are the least powerful of the undead. They are usually controlled by some powerful evil force.



Skeletal Giant
The animated bones of a giant.



Skeleton Warrior
Undead warriors forced into their nightmarish states by powerful wizards. They are used by their controllers as bodyguards, servants or workers. Clerics have no power over these undead.



Spectral Minion
These undead are the spirits of humans and demi-humans who died before they could fulfill powerful vows or quests. Spectral minions are often not evil — their unfulfilled obligations are often quite noble. They can only be hit with magic weapons.



Spectre
Powerful undead that haunt the most desolate and deserted of places, hating all life. Spectres drain levels when they attack.




Vampire
Vampires prey upon the living during the night hours or deep underground. Often indistinguishable from humans, they keep the abilities they had in life, including spell casting. Vampires drain levels when they attack.



Vodyanoi
Close aquatic relative of the umber hulk, living in deep bodies of fresh water. It only has two eyes and lacks the ability to confuse its enemies.



Whisper Spider
The whisper spider uses lures and misdirection to capture its prey, slaying them with a deadly poisonous bite.



Wight
An undead creature with cruel, burning eyes set in mummified flesh. Affected only by magical weapons, it feeds on the life essence of its prey. Each successful blow drains life from its victims. These creatures can only be hit by silver or magical weapons.



Wraith
Evil undead spirit that seeks to absorb human life energy. Though having no substance, it prefers to form into a vaguely human shape. These creatures can only be hit by silver or magical weapons.



Wyndlass
A tentacled horror that lurks in desolate swamps and gloomy forests. A powerful predator, it can easily devour an entire horse. Few have survived a firsthand meeting with a wyndlass.

Zombie

Magically animated corpses under the control of an evil force, they will fight with mindless rage until turned or destroyed.




Zombie Giant
Formed from the remains of a giant.



Zombie Mastodon
Formed from the remains of a mastodon.



Zombie Minotaur
Formed from the remains of a minotaur.



Journal Entries

JOURNAL ENTRY 1

TALE OF CROOK STREET

"It's the worst street in town, you know. And proud of it. The Knights have learned to leave it alone. It winds around a lot. Real crooked street. If a body wanted to do a little private business or hide out, it's the perfect place. Strange magics will confuse all but the natives.

"The Dream Merchant! Yes, he's on Crook Street. Keep going — you'll see the sign. By the way, nobody trifles with the Merchant — everybody has to sleep sometime."

JOURNAL ENTRY 2

THE CLERIC'S TABLE

The cleric waves you toward a table of food. "Take your pick," he says. "Your choice will determine your fate."

You study the table. The choice is almost impossible to make. A bottle of clear water. A pastry decorated with curlicues of frosting. A cup of cider with a stick of cinnamon steeping within. A boiled potato decorated with a sprig of parsley. Each one could mean death or victory. The cleric offers no advice.

JOURNAL ENTRY 3

An explosion sounds behind you and a splinters rip through the deck of the Kuo-Toa slave ship. Another ship sails close and its captain shouts for the immediate surrender of all Kuo-Toa and their captives.

You don't see the Kuo-Toa captain, but his voice rises over the commotion to address the attacking ship. "We'll die first, land-faring infidels!" The clerics and monitors cheer their agreement.

Soon the air is thick with explosions and flying fireballs. The battle is joined!

JOURNAL ENTRY 4

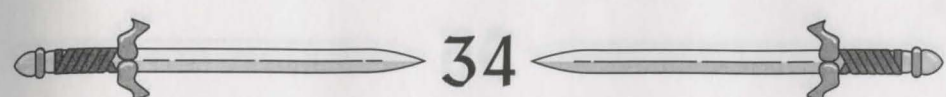
SPRITE MEETING

A Sprite flies up to you, "You are not Evil. Bewarned! Evil monsters have entered Voice Wood. Even though you would normally be welcome, it would be safest to leave as quickly as you can."

JOURNAL ENTRY 5

THE DREAM MERCHANT'S REQUEST

"Ever since I escaped from Kalamán, there have been creatures haunting my sleep. If I look away from the people I meet in dreams, fierce



hounds tear them apart like scarecrows! There are evil men beyond the hounds and beyond the men, someone more evil still.

"I have the power to bring you into my dreams, to face the terrors I cannot face. If you are stout of heart, they cannot kill you. Will you help me?"

JOURNAL ENTRY 6

MOUNTAIN DWARF

"The name's Skomp. I come from beneath the Dargaard Mountains. There, while exploring a new passage, I came upon an echo chamber — one of those unusual caverns that somehow amplify sound. I heard voices coming from above, from the surface. Names were mentioned. Lord Soth. Sir Karl. Sebas Astmoor. There was talk of a Dragonlance and something called a Rod of Omniscience. Conquest, that was the topic. World conquest.

"When I brought this matter before my superiors, they shrugged. The fate of the surface world does not concern them. I went to their superiors, with the same result. How shortsighted they are, for if the surface world falls, would we not be next!"

Go to Journal Entry 20.

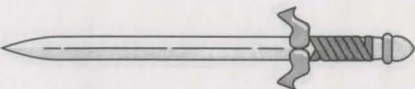
JOURNAL ENTRY 7

SIR THOM'S DREAM

You and many heroic Knights are at a celebration, feasting merrily. You see a long-faced man in dark robes who doesn't seem to belong. As you try to accost him, he disappears in the crowd.

Suddenly Sir Karl is there before you. You smile, even though you know he is dead. "Thom! Give me your sword!" he cries and you do so at once. He jerkily takes it and you notice silver strands attached to his arms and legs. The strands lead up to a monstrous man, whose face covers the sky. He laughs like thunder and pulls Sir Karl to him,

All turns black as you plummet into dark catacombs. You grope in the darkness, tearing through walls of gossamer spiderwebs, until you see a speck of light and head for it. It is a candle held by the long-faced man. There is a string around his wrist, but it has been cut. As you draw near, a door shuts and the candle is blown out. This happens again. On the third try the candle flickers, but stays lit. You step past a red door into a small bare room. The long-faced man transforms into a young Solamnic Knight, who hands you an ornate key the color of blood. "For every key, a prisoner," he warns, then you awake.



JOURNAL ENTRY 8

SIR THOM'S STORY

"My name is Thom Govamont and I am Knight Emeritus of the Order of the Rose. Listen to me: I tell you, I knew all this would happen! I saw Sir Karl rise again in a dream. But wait! There is more! The dream went on. There was darkness and a candle and — oh, I am old, I cannot remember.



“...Maya drops her innocent expression. “Give me the Rod of Omniscience,” she orders, “and I’ll make sure your deaths are quick.”...”

"But here! Take this." He presses a small smooth stone into your hand. It is strangely warm. "Take care of it. It is a Sleepstone. I keep it under my pillow and it records my dreams. Often they prove interesting. I procured the Sleepstone from the Dream Merchant, a man with power over dreams. I think his shop is in Vingaard. Take him the stone, he will be able to show my dream to you. It is most important."

JOURNAL ENTRY 9

ARRIVAL IN SUDULTO

The hidden city of Sudulto lies before you, nestled in a deep valley between two cliffs. A group of playing children transform into tussling puppies and back into human children as you watch. "It's a city of lycanthropes," Kai explains. "Not all werereatures are evil. In Sudulto all creatures live in peace. Soth has no power here. You'll find the true Rod of Omniscience in the city."


You turn to question him further, but a powerful stag stands in his place. Waving his antlers at you in one final warning, he vanishes into the woods.

JOURNAL ENTRY 10

DAINE'S GREETING

"Welcome to our city. I am Daine, Commander of the Solamnic Knights for the City of Kalaman. And with me you see my second, Major Tems and the beautiful Ariela, my advisor and consort.

"We hear many rumors of the rising power of Lord Soth. My knights find his hideous agents even here in the center of town. We are anxious to learn how his power may be stopped."



JOURNAL ENTRY 11

MAYA SPEAKS

Maya jumps out from a dark cave, blocking your path. "Stop!" she cries. "There's so much I must explain to you before you continue your mission against Soth. He is not the villain you think!"

Sir Karl steps out from the shadows behind Maya. He laughs evilly and rests his hand on her shoulder. "Yes ... Maya serves Soth now! Surrender, all of you. You can't defeat Maya in her dragon form!"

Maya drops her innocent expression. "Give me the Rod of Omniscience," she orders, "and I'll make sure your deaths are quick."

JOURNAL ENTRY 12

THE DREAM EXPLAINED

"The first part of the dream is obvious. An evil man is gathering powerful weapons and warriors. Things look dark for the forces of good. There is hope; the tragic man in dark robes has cut his puppet strings. You must find him, first by finding the candle and then by traveling through red doors. If you go through a gray door he will disappear.

"The man will introduce you somehow to the young Knight, who holds the key to everything."

JOURNAL ENTRY 14

SPRITE WARNING

The Sprite responds, "The Rod of Omniscience will be safe here; all of Voice Wood will guard it."

Another Sprite chants, "The Rod is too powerful and must never be used. It must be guarded from everyone or the world would be destroyed!" Before you can respond, they fly away into the trees.

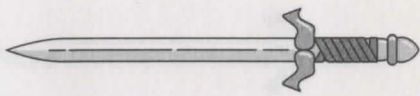
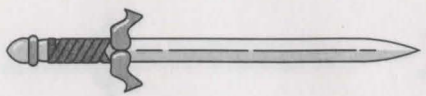
JOURNAL ENTRY 15

SLAVES OF THE KUO-TOA

The slaves grimly welcome you into their group. "You have been captured by an aquatic race, known as the Kuo-Toa. The Kuo-Toa hate all landfaring creatures, which they use us as slaves and sacrifices to their gods. We must escape and destroy this vessel.

"The Kuo-Toa fear fire above all else. The only flames to be found aboard the ship are in the temple, where they light holy torches to represent their trust in their gods.

"You are the strongest among us. Make your way to the temple and set fire to the boat with the torches. The Kuo-Toa will panic and we can all escape. Whatever you do, don't get in any fights before you reach the torches! We don't want them on guard."

**JOURNAL ENTRY 16****PHILOSOPHER'S ORATORY**

The Gnome shakes your hand then begins, "You can call me Quartzberkl ... Did you know that all of reality is subjective? How can we really exist if we don't create a machine that is constantly aware of the existence of each and every one of us? It's a great task that some Gnome in this town must take to task. The machine would need to ..."

JOURNAL ENTRY 17**MAYA IN DISTRESS**

You hear a scream from the other side of the graveyard and rush to assist. You find Maya surrounded and restrained by hordes of undead. A Death Knight stands behind her, weaving a complex spell to prevent her from transforming into her dragon form.

More and more undead appear for the spectacle, making the chance of a successful rescue remote. They drag Maya forward and tie her hands around a wooden stake. As she screams and struggles, they begin to heap firewood under her kicking feet.


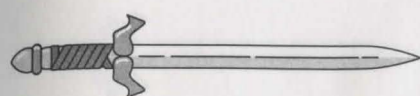
The Death Knight raises his head and looks squarely at you, as if defying you to interfere. Nearby, you see six more stakes fitted with heavy iron restraints.

JOURNAL ENTRY 18**SAGE GNOME**

"Welcome to our town!" one of the Sage Gnomes says as one of his companions busily sketches you. "As you may or may not know, our mission in life, is to record every activity in this village. Well recently, a Gnome whom you would call 'Quax' made a machine that would make some of us obsolete. It made sketches of anything you pointed it at. We told him to make something different and to destroy this machine, but he is awfully stubborn. So we asked the Engineering Guild to make something to make his machine fail. Unfortunately, shortly afterwards, the village started being rocked with explosions loud noises bright lights ... " He stops, realizing he was speaking too fast. He calms down and continues, "Since then, we've been at war and Quax has barricaded himself in his workshop and even put some traps around to keep anyone from coming in."

JOURNAL ENTRY 19**ARIELA'S WARNING**

"This man, Sebas Astmoor, is Soth's favorite and a potent cleric worshipping Takhisis, the Dark Queen. He has been abroad for some time, doing some dark errand. He visited Kalaman and left scenes of incomparable horror.



"If you encounter him, use utmost caution. He is clever and wily. If you can take him alive, bring him here at once. We must find out what his mission is."

JOURNAL ENTRY 20**MOUNTAIN DWARF CONTINUED**

"So that is why I am up here, traveling village to village, warning the hill and gully dwarves of the impending danger and the need to unite against this common enemy. I've been to two villages before this, where the hill dwarves at least listened to me. I can't expect a warm reception from any of them, you know, because of the bad blood between our kinds. But here, this village, these hill dwarves, there's an intense hatred I don't understand.

"I'll give up on this village. But before leaving, I must find my mount. You saw that fine wild boar I was knocked from by the hill dwarves. He's carried me many a stretch of wilderness and seen me through countless tight spots. Without his speed beneath me, my warnings will reach the villages too late. If you could spare the time, I could use the help finding him. He's in the village somewhere."

JOURNAL ENTRY 21**WEAPON GUILD LEADER**

"I'm the leader of the Weapons Guild. Recently, a series of bright lights, loud noises and explosions rocked this town. This is not unusual in our village, except I have never seen so much of it. I figured it must be an invasion. We quickly got together our best troops and our latest weaponry... " Another Gnome interrupts to say he hopes the two guards haven't been hurt too badly. "We hope you can help us find and defeat our enemy, if you are truly the heroes you appear to be."

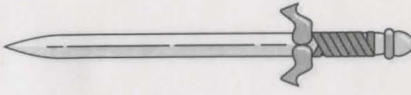

JOURNAL ENTRY 22**SERVANTS OF SOTH**

"We were once citizens of Cerberus, a barmaid begins. "Soth brought us here to serve his minions. We don't know if our families even know what became of us."

Another barmaid interrupts. "One of Soth's head minions keeps us here under a geas. He calls himself 'Commander.'" She sneers in disgust.

The first barmaid continues. "The Commander's magic is focused in an orb he keeps in his chamber. Break the orb and the geas will be lifted!"

"No," the second contradicts. "You must break the orb and kill the four patrols on this floor. Only then may we go free."



"Anyway," the first finishes, "the Commander's quarters are closely guarded, but we located a secret passage that leads directly to the orb. The entrance is directly ahead. Please, smash the orb and kill the patrols!"

JOURNAL ENTRY 23

THE SIVAK'S PLEA

"You believe me to be your enemy, but I am not. We too fear the growing power of Lord Soth. If we kill you, we only add minions to his grotesque armies. Therefore I ask that you release me. We will then leave this place in peace. Kill me and my underlings will wreak havoc upon this town."

JOURNAL ENTRY 24

DURFEY'S QUEST

"I ran as fast as I could to catch up with you," pants Durfey. His arm grips his side as he doubles over with exertion. "I escorted Lenore home as I said I would, but when we arrived her children were gone! She swore it was the work of Soth and took off into the Keep before I could stop her!"

Durfey straightens and lifts his chin. "We must save Lenore," he says. "It is a matter of honor now. We must not wait ... she could fall into Soth's clutches at any moment!"

He hesitates, then looks bashful. "I hoped to have the chance to know her better in the future..."

JOURNAL ENTRY 25

ARIELA INSTRUCTS HER SERVANTS

"You three — take our captive at once to our mistress Kitiara. Perhaps he will tell her his secret. Do not let Soth's warriors take him alive. Hurry, now, begone!"

"The rest of you — assume your true forms and teach these meddlers a lesson."

JOURNAL ENTRY 26

THE HUNTER



The old hunter, Kai, bursts out at you, shaking his fists. "You scared away my quarry!" He points at a wicked looking trap concealed under some leaves. You politely ask what he is tracking. "Hunters, of course! To protect the animals," he explains.

You tell Kai that Sebas sent you to him. "So you want me to guide you to Sudulto?" he makes a face, then nods. "Sebas would only send you with good reason. I'll join your party and show you the way. But be warned! If you kill any animals, I'll cut your throats!"

JOURNAL ENTRY 27

SCHOLAR GNOME

"No one is interested in education anymore," says one of the studious



looking Gnomes, as he works on a learning device that occasionally makes a loud noise. "Ever since the Sage Guild got together with the Engineering Guild, the entire town has been in a mess. Machines, Soldiers, Monsters..." He mumbles for a while then continues, "As a result, no one wants to help us find a way to teach our children how to make things. Is there any way you can help us?"

JOURNAL ENTRY 28

VAGABOND ON STREET

"I used to be a magician's assistant, until the day the dragons came. They burned half the town and killed all of the powerful mages. They forbade any one from practicing magic again and killed or imprisoned any one who did. Some say the leader of dragons was nearly killed by magic when he was young and he has hated magic ever since. Then those guards came - those guards who became lizards!" His eyes widen in crazed terror, "Then the statue spoke to me one night..."

JOURNAL ENTRY 29

TALE OF THE DREAM MERCHANT

"The Dream Merchant? Aye, I know of him. I had this dream once — this lady — well, I don't want to speak of it. One's dreams should stay one's own. He was expensive,

but what cost can you place on a good night's sleep? When I saw the Merchant, it was at his shop in Vingaard. But I believe this time of year he travels through Cerberus to Kalaman."

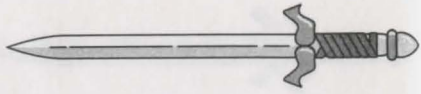


“...“We must save Lenore,” Durfey says. “It is a matter of honor now... she could fall into Soth’s clutches at any moment!”...”


JOURNAL ENTRY 30

TRAPPED BY SEBAS

You burst into the cell, but Sebas is nowhere in sight. The cell door slams shut and you are trapped within! Sebas's face appears on the other side of a small barred window. "Only heroes could be so stupid," he says conversationally. "No one else would have believed the story about me converting to 'Good.' Thank you for recovering the Rod of Omniscience. Lord Soth will reward me well." He leaves.

**JOURNAL ENTRY 31****GARREN'S TALE**

"I had collected the items tossed down by Sir Karl, when he passed over Gargath Outpost. I was trying



“...The Dream Merchant? Aye, I know of him. I had this dream once — this lady — well, I don't want to speak of it. One's dreams should stay one's own...”

to determine who Sir Karl had slain. This one sword was intensely intriguing, it almost seemed to speak to me. Soon I became convinced that Sir Karl was right, that the knighthood was foolishness. I sought him out and he sent me on to Lord Soth.

"Things became hazy after this, but I remember planning an attack on the High Clerist's Tower in order to steal away the corpses. Soth hopes to create Death Knights with them — band them into an invincible

army. We must stop them! Arrgh! the sword has taken my strength. I fear I shall be little use in a fight. Still, we must be on after Soth!"


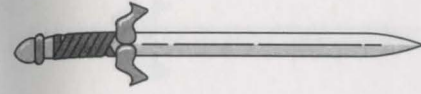
JOURNAL ENTRY 32**WHAT ARIELA DROPPED**

The object is a heavy metal key, embellished with loops and swirls. The barrel is shiny from long use. Inset in the key's handle is the word "Denissa," set in flowing feminine script.

JOURNAL ENTRY 33**IGORF**

He seats you in plush chairs and arranges his expensive silk robe around himself as he sits down, "I heard about the treasure hidden in Cekos long ago. My family thinks they are the same jewels that were stolen from my ancestors before the Cataclysm."

His odd copper-colored eyes search your faces as he thinks. Having made a decision, he continues, "I came to Cekos to find and reclaim my inheritance, but I haven't had any luck finding anything yet." He pauses for a second and takes a sip from a teacup. "This town is very confusing. It is supposed to be a town of magic, but I have yet to see any. The people are all very secretive and keep to themselves. I have also noticed that the town guard has



managed to get rid of almost every visitor they think is too curious about the workings of Cekos."

JOURNAL ENTRY 34**THE FATE OF THE FORTUNE TELLER**

The fortune teller's eyes roll back in his head, showing only the whites. Incense rises and curls around his body. "I see a far away city..." he intones. "You must talk to the animals ... you must find your place in this city to find the object you seek ... your quest will take you far..."

The curls of incense form a humanoid shape above the fortune teller. "You reveal too much, idiot!" the shape snarls. The smoke coalesces around the fortune teller's head, making him choke and gasp. In moments, he falls lifeless to the table. The smoke dissipates throughout the tent.

JOURNAL ENTRY 35**READING THE TOME**

You contemplate the giant tome before you, memorizing the circled incantation. Speaking it correctly will mean life or death to the waiting townspeople. After another few moments of study, you feel ready.

You begin the incantation. The tome seems to grow larger and larger, surrounding you, blocking your vision of the room. You try to

stop the spell, but your mouth moves of its own accord. You are pulled into a swirling vortex. When the incantation is finished, you find yourself in another place ...

"Curiouser and curiouser!" a voice behind you exclaims.

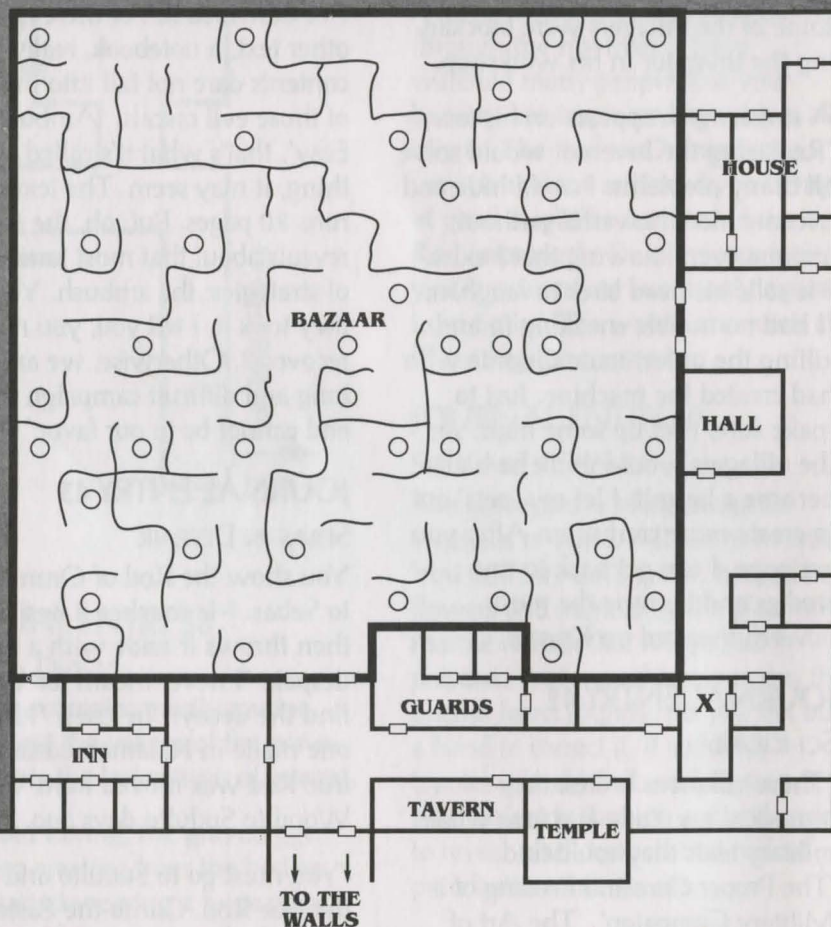
JOURNAL ENTRY 36**THE KNIGHT'S STORY**

"I was following some suspicious men when they suddenly grabbed me. Turns out they were Ariela's spies and they locked me up in the Commander's House. Soon they brought another man in, a bleak-looking chap. Looked half-dead. They chained him up too and left us awhile. The fellow whispered to me, 'I must trust you to deliver a message for me.' He specified you by name.

"This was the message: that the key to Soth's doom is the Rod Of Omniscience. This fellow found it and hid it in a place called Voice Wood. He said you must go to Dulcimer in order to get there. I think he wanted to say more, but then the Sivaks returned and hustled us off into the bazaar. Someone was chasing us, so the Sivaks split into two groups. I guess the group holding this fellow Sebas managed to escape."

JOURNAL ENTRY 44 THE RUFFIAN'S MAP

KALAMAN BUSINESS DISTRICT



JOURNAL ENTRY 45

SIR VANSWARD'S TALE

"This was once a thriving temple to Takhisis. Corruption bubbled up from this building and spread across

the land. Other knights had assaulted the place before, but none survived the altar room. Finally, we created a necklace which would protect us from the spectral guardians. I carried it boldly in, but was slain by a priest here in the antechamber.



Golem, Flesh

A humanoid formed by the stitched together remains of many corpses. Its skin is the sickly green and yellow of decomposing flesh. Fire and cold based attacks only slow it, electrical attacks heal it and they are only vulnerable to magical weapons.



Golem, Iron

Fashioned in the form of stylized armor, it is affected only by very powerful magic weapons, magical electrical attacks (which slow them) and magical fire attacks (which heal them.)



Hatori

Dwelling deep in sandy deserts, this Crocodile of the Sands has a voracious appetite. Entire caravans have been lost to a single hatori.



Hellhound

A fire-breathing canine summoned to serve evil beings. Their eerie wail has caused strong men to flee.



Kua-Toa

An ancient race of fish-men dwelling underground and harboring a deep hatred of surface dwellers. Kua-Toans are only encountered above ground when they are seeking sacrifices and slaves.



Lich

Though liches are among the most powerful undead, they seek only to further their own power. They do not seek confrontation, but are ruthless in defending themselves.

Lycanthrope

Humans who can transform themselves to resemble normal animals and monsters.



Wereboar

Like the boar it can transform into, the wereboar is ill tempered and combative.



Weretiger

Weretigers are primarily female and are ferocious solitary hunters.




Nightmare

Commonly the mount of the more powerful undead, it originates in the lower planes. Often known as hell horses or demon steeds.



Rhino Beetle

An enormous beetle with powerful mandibles, capable of crushing anything in its path.



Roc, Undead

The animated remains of a gigantic flying bird.



Sivak Draconians

Draconians were the special troops of the Dragon Highlords. They are created by corrupting the eggs of good dragons with vile sorceries. Because of their magical origins all draconians are somewhat magic resistant. Sivaks are created from silver dragon eggs. They are powerful fighters who get three attacks per combat round.

Skeleton

These are the least powerful of the undead. They are usually controlled by some powerful evil force.



Skeletal Giant

The animated bones of a giant.



Skeleton Warrior

Undead warriors forced into their nightmarish states by powerful wizards. They are used by their controllers as bodyguards, servants or workers. Clerics have no power over these undead.



Spectral Minion

These undead are the spirits of humans and demi-humans who died before they could fulfill powerful vows or quests. Spectral minions are often not evil — their unfulfilled obligations are often quite noble. They can only be hit with magic weapons.



Spectre

Powerful undead that haunt the most desolate and deserted of places, hating all life. Spectres drain levels when they attack.



Vampire

Vampires prey upon the living during the night hours or deep underground. Often indistinguishable from humans, they keep the abilities they had in life, including spell casting. Vampires drain levels when they attack.



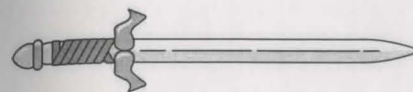
Vodyanoi

Close aquatic relative of the umber hulk, living in deep bodies of fresh water. It only has two eyes and lacks the ability to confuse its enemies.



Whisper Spider

The whisper spider uses lures and misdirection to capture its prey, slaying them with a deadly poisonous bite.



Wight

An undead creature with cruel, burning eyes set in mummified flesh. Affected only by magical weapons, it feeds on the life essence of its prey. Each successful blow drains life from its victims. These creatures can only be hit by silver or magical weapons.



Wraith

Evil undead spirit that seeks to absorb human life energy. Though having no substance, it prefers to form into a vaguely human shape. These creatures can only be hit by silver or magical weapons.



Wyndlass

A tentacled horror that lurks in desolate swamps and gloomy forests. A powerful predator, it can easily devour an entire horse. Few have survived a firsthand meeting with a wyndlass.

Zombie

Magically animated corpses under the control of an evil force, they will fight with mindless rage until turned or destroyed.



Zombie Giant

Formed from the remains of a giant.




Zombie Mastodon

Formed from the remains of a mastodon.



Zombie Minotaur

Formed from the remains of a minotaur.



Journal Entries

JOURNAL ENTRY 1

TALE OF CROOK STREET

"It's the worst street in town, you know. And proud of it. The Knights have learned to leave it alone. It winds around a lot. Real crooked street. If a body wanted to do a little private business or hide out, it's the perfect place. Strange magics will confuse all but the natives.

"The Dream Merchant? Yes, he's on Crook Street. Keep going — you'll see the sign. By the way, nobody trifles with the Merchant — everybody has to sleep sometime."

JOURNAL ENTRY 2

THE CLERIC'S TABLE

The cleric waves you toward a table of food. "Take your pick," he says. "Your choice will determine your fate."

You study the table. The choice is almost impossible to make. A bottle of clear water. A pastry decorated with curlicues of frosting. A cup of cider with a stick of cinnamon steeping within. A boiled potato decorated with a sprig of parsley. Each one could mean death or victory. The cleric offers no advice.

JOURNAL ENTRY 3

An explosion sounds behind you and a splinters rip through the deck of the Kuo-Toa slave ship. Another ship sails close and its captain shouts for the immediate surrender of all Kuo-Toa and their captives.

You don't see the Kuo-Toa captain, but his voice rises over the commotion to address the attacking ship. "We'll die first, land-faring infidels!" The clerics and monitors cheer their agreement.

Soon the air is thick with explosions and flying fireballs. The battle is joined!

JOURNAL ENTRY 4

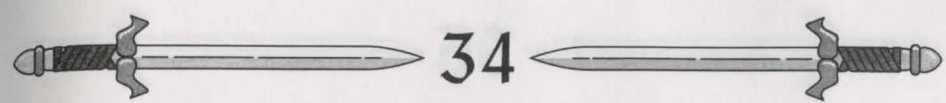
SPRITE MEETING

A Sprite flies up to you, "You are not Evil. Bewarned! Evil monsters have entered Voice Wood. Even though you would normally be welcome, it would be safest to leave as quickly as you can."

JOURNAL ENTRY 5

THE DREAM MERCHANT'S REQUEST

"Ever since I escaped from Kalaman, there have been creatures haunting my sleep. If I look away from the people I meet in dreams, fierce



hounds tear them apart like scarecrows! There are evil men beyond the hounds and beyond the men, someone more evil still.

"I have the power to bring you into my dreams, to face the terrors I cannot face. If you are stout of heart, they cannot kill you. Will you help me?"

JOURNAL ENTRY 6

MOUNTAIN DWARF

"The name's Skomp. I come from beneath the Dargaard Mountains. There, while exploring a new passage, I came upon an echo chamber — one of those unusual caverns that somehow amplify sound. I heard voices coming from above, from the surface. Names were mentioned. Lord Soth. Sir Karl. Sebas Astmoor. There was talk of a Dragonlance and something called a Rod of Omniscience. Conquest, that was the topic. World conquest.

"When I brought this matter before my superiors, they shrugged. The fate of the surface world does not concern them. I went to their superiors, with the same result. How shortsighted they are, for if the surface world falls, would we not be next!"

Go to Journal Entry 20.

JOURNAL ENTRY 7

SIR THOM'S DREAM

You and many heroic Knights are at a celebration, feasting merrily. You see a long-faced man in dark robes who doesn't seem to belong. As you try to accost him, he disappears in the crowd.

Suddenly Sir Karl is there before you. You smile, even though you know he is dead. "Thom! Give me your sword!" he cries and you do so at once. He jerkily takes it and you notice silver strands attached to his arms and legs. The strands lead up to a monstrous man, whose face covers the sky. He laughs like thunder and pulls Sir Karl to him,

All turns black as you plummet into dark catacombs. You grope in the darkness, tearing through walls of gossamer spiderwebs, until you see a speck of light and head for it. It is a candle held by the long-faced man. There is a string around his wrist, but it has been cut. As you draw near, a door shuts and the candle is blown out. This happens again. On the third try the candle flickers, but stays lit. You step past a red door into a small bare room. The long-faced man transforms into a young Solamnic Knight, who hands you an ornate key the color of blood. "For every key, a prisoner," he warns, then you awake.

JOURNAL ENTRY 8

SIR THOM'S STORY

"My name is Thom Govamont and I am Knight Emeritus of the Order of the Rose. Listen to me: I tell you, I knew all this would happen! I saw Sir Karl rise again in a dream. But wait! There is more! The dream went on. There was darkness and a candle and — oh, I am old, I cannot remember.



“...Maya drops her innocent expression. “Give me the Rod of Omniscience,” she orders, “and I’ll make sure your deaths are quick.”...”

"But here! Take this." He presses a small smooth stone into your hand. It is strangely warm. "Take care of it. It is a Sleepstone. I keep it under my pillow and it records my dreams. Often they prove interesting. I procured the Sleepstone from the Dream Merchant, a man with power over dreams. I think his shop is in Vingaard. Take him the stone, he will be able to show my dream to you. It is most important."

JOURNAL ENTRY 9

ARRIVAL IN SUDULTO

The hidden city of Sudulto lies before you, nestled in a deep valley between two cliffs. A group of playing children transform into tussling puppies and back into human children as you watch. "It's a city of lycanthropes," Kai explains. "Not all werecreatures are evil. In Sudulto all creatures live in peace. Soth has no power here. You'll find the true Rod of Omniscience in the city."

You turn to question him further, but a powerful stag stands in his place. Waving his antlers at you in one final warning, he vanishes into the woods.

JOURNAL ENTRY 10

DAINE'S GREETING

"Welcome to our city. I am Daine, Commander of the Solamnic Knights for the City of Kalaman. And with me you see my second, Major Tems and the beautiful Ariela, my advisor and consort.

"We hear many rumors of the rising power of Lord Soth. My knights find his hideous agents even here in the center of town. We are anxious to learn how his power may be stopped."

JOURNAL ENTRY 11

MAYA SPEAKS

Maya jumps out from a dark cave, blocking your path. "Stop!" she cries. "There's so much I must explain to you before you continue your mission against Soth. He is not the villain you think!"

Sir Karl steps out from the shadows behind Maya. He laughs evilly and rests his hand on her shoulder. "Yes ... Maya serves Soth now! Surrender, all of you. You can't defeat Maya in her dragon form!"

Maya drops her innocent expression. "Give me the Rod of Omniscience," she orders, "and I'll make sure your deaths are quick."

JOURNAL ENTRY 12

THE DREAM EXPLAINED

"The first part of the dream is obvious. An evil man is gathering powerful weapons and warriors. Things look dark for the forces of good. There is hope; the tragic man in dark robes has cut his puppet strings. You must find him, first by finding the candle and then by traveling through red doors. If you go through a gray door he will disappear.

"The man will introduce you somehow to the young Knight, who holds the key to everything."

JOURNAL ENTRY 14

SPRITE WARNING

The Sprite responds, "The Rod of Omniscience will be safe here; all of Voice Wood will guard it."

Another Sprite chants, "The Rod is too powerful and must never be used. It must be guarded from everyone or the world would be destroyed!" Before you can respond, they fly away into the trees.

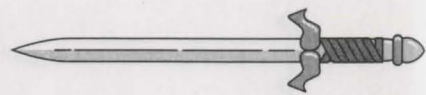

JOURNAL ENTRY 15

SLAVES OF THE KUO-TOA

The slaves grimly welcome you into their group. "You have been captured by an aquatic race, known as the Kuo-Toa. The Kuo-Toa hate all landfaring creatures, which they use us as slaves and sacrifices to their gods. We must escape and destroy this vessel.

"The Kuo-Toa fear fire above all else. The only flames to be found aboard the ship are in the temple, where they light holy torches to represent their trust in their gods.

"You are the strongest among us. Make your way to the temple and set fire to the boat with the torches. The Kuo-Toa will panic and we can all escape. Whatever you do, don't get in any fights before you reach the torches! We don't want them on guard."



JOURNAL ENTRY 16

PHILOSOPHER'S ORATORY

The Gnome shakes your hand then begins, "You can call me Quartzberkl ... Did you know that all of reality is subjective! How can we really exist if we don't create a machine that is constantly aware of the existence of each and every one of us? It's a great task that some Gnome in this town must take to task. The machine would need to ..."

JOURNAL ENTRY 17

MAYA IN DISTRESS

You hear a scream from the other side of the graveyard and rush to assist. You find Maya surrounded and restrained by hordes of undead. A Death Knight stands behind her, weaving a complex spell to prevent her from transforming into her dragon form.

More and more undead appear for the spectacle, making the chance of a successful rescue remote. They drag Maya forward and tie her hands around a wooden stake. As she screams and struggles, they begin to heap firewood under her kicking feet.

The Death Knight raises his head and looks squarely at you, as if defying you to interfere. Nearby, you see six more stakes fitted with heavy iron restraints.

JOURNAL ENTRY 18

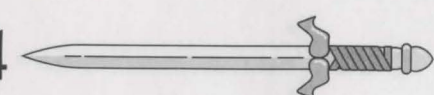

SAGE GNOME

"Welcome to our town!" one of the Sage Gnomes says as one of his companions busily sketches you. "As you may or may not know, our mission in life, is to record every activity in this village. Well recently, a Gnome whom you would call 'Quax' made a machine that would make some of us obsolete. It made sketches of anything you pointed it at. We told him to make something different and to destroy this machine, but he is awfully stubborn. So we asked the Engineering Guild to make something to make his machine fail. Unfortunately, shortly afterwards, the village started being rocked with explosions loud noises bright lights ... " He stops, realizing he was speaking too fast. He calms down and continues, "Since then, we've been at war and Quax has barricaded himself in his workshop and even put some traps around to keep anyone from coming in."

JOURNAL ENTRY 19

ARIELA'S WARNING

"This man, Sebas Astmoor, is Soth's favorite and a potent cleric worshipping Takhisis, the Dark Queen. He has been abroad for some time, doing some dark errand. He visited Kalamian and left scenes of incomparable horror.



CLERIC OF NEUTRALITY

LEVEL	EXPERIENCE	HIT DICE	CLERICAL SPELLS PER LEVEL							
			1	2	3	4	5	6	7	
1	1,500-2,999	1d8	2	-	-	-	-	-	-	-
2	3,000-5,999	2d8	2	1	-	-	-	-	-	-
3	6,000-12,999	3d8	3	2	1	-	-	-	-	-
4	13,000-27,499	4d8	4	2	2	-	-	-	-	-
5	27,500-54,999	5d8	4	3	2	-	-	-	-	-
6	55,000-109,999	6d8	4	3	2	1	-	-	-	-
7	110,000-224,999	7d8	4	4	3	1	-	-	-	-
8	225,000-449,999	8d8	4	4	3	2	-	-	-	-
9	450,000-674,999	9d8	5	4	3	2	1	-	-	-
10	675,000-899,999	9d8+1	5	4	3	2	-	-	-	-
11	900,000-1,124,999	9d8+2	5	5	3	3	2	1*	-	-
12	1,125,000-1,349,999	9d8+3	5	5	4	4	3	2	1**	-
13	1,350,000-1,574,999	9d8+4	6	5	5	4	3	2	1	-
14	1,575,000+	9d8+5	6	6	6	6	4	2	1	-

* Usable only by clerics of 17 or greater wisdom

** Usable only by clerics of 18 or greater wisdom

CLERIC WISDOM BONUS

CLERIC'S WISDOM	BONUS SPELLS				
	1	2	3	4	5
9-12	-	-	-	-	-
13	+1	-	-	-	-
14	+2	-	-	-	-
15	+2	+1	-	-	-
16	+2	+2	-	-	-
17	+2	+2	+1	-	-
18	+2	+2	+1	+1	-

Note that these bonus spells are only available when the cleric is entitled to spells of the applicable level. For example, an 6th-level cleric of Good with a Wisdom of 18 can memorize the following spells:

6th-Level Cleric of Good with 18 Wisdom	NUMBER OF SPELLS PER LEVEL				
	1	2	3	4	5
	5	5	3	-	-

FIGHTER

LEVEL	EXPERIENCE	HIT DICE	CLERICAL SPELLS PER LEVEL					
			1	2	3	4	5	6
1	0-2,000	1d10	-	-	-	-	-	-
2	2,001-4,000	2d10	-	-	-	-	-	-
3	4,001-8,000	3d10	-	-	-	-	-	-
4	8,001-18,000	4d10	-	-	-	-	-	-
5	18,001-35,000	5d10	-	-	-	-	-	-
6	35,001-70,000	6d10	-	-	-	-	-	-
7	70,001-125,000	7d10	-	-	-	-	-	-
8	125,001-250,000	8d10	-	-	-	-	-	-
9	250,001-500,000	9d10	-	-	-	-	-	-
10	500,001-750,000	9d10+3	-	-	-	-	-	-
11	750,001-1,000,000	9d10+6	-	-	-	-	-	-
12	1,000,001-1,250,000	9d10+9	-	-	-	-	-	-
13	1,250,001-1,500,000	9d10+12	-	-	-	-	-	-
14	1,500,001+	9d10+15	-	-	-	-	-	-

KNIGHT OF THE CROWN

LEVEL	EXPERIENCE	HIT DICE	CLERICAL SPELLS PER LEVEL					
			1	2	3	4	5	6
1	2,500-4,999	2d10	-	-	-	-	-	-
2	5,000-9,999	3d10	-	-	-	-	-	-
3	10,000-18,499	4d10	-	-	-	-	-	-
4	18,500-36,999	5d10	-	-	-	-	-	-
5	37,000-84,999	6d10	-	-	-	-	-	-
6	85,000-139,999	7d10	-	-	-	-	-	-
7	140,000-219,999	8d10	-	-	-	-	-	-
8	220,000-299,999	9d10	-	-	-	-	-	-
9	300,000-599,999	10d10	-	-	-	-	-	-
10	600,000-899,999	10d10+2	-	-	-	-	-	-
11	900,000-1,199,999	10d10+4	-	-	-	-	-	-
12	1,200,000-1,499,999	10d10+6	-	-	-	-	-	-
13	1,500,000-1,799,999	10d10+8	-	-	-	-	-	-
14	1,800,000+	10d10+10	-	-	-	-	-	-

KNIGHT OF THE SWORD

LEVEL	EXPERIENCE	HIT DICE	CLERICAL SPELLS PER LEVEL					
			1	2	3	4	5	6
3	12,000-23,999	4d10	-	-	-	-	-	-
4	24,000-44,999	5d10	-	-	-	-	-	-
5	45,000-94,999	6d10	-	-	-	-	-	-
6	95,000-174,999	7d10	1	-	-	-	-	-
7	175,000-349,999	8d10	2	-	-	-	-	-
8	350,000-699,999	9d10	2	1	-	-	-	-
9	700,000-1,049,999	10d10	3	2	-	-	-	-
10	1,050,000-1,399,999	10d10+2	4	2	-	-	-	-
11	1,400,000-1,749,999	10d10+4	4	2	1	-	-	-
12	1,750,000-2,099,999	10d10+6	5	3	1	1	-	-
13	2,100,000-2,449,999	10d10+8	6	4	1	1	1	-
14	2,450,000+	10d10+10	7	5	2	1	1	1

KNIGHT OF THE ROSE

LEVEL	EXPERIENCE	HIT DICE	CLERICAL SPELLS PER LEVEL					
			1	2	3	4	5	6
4	27,000-59,999	5d10	-	-	-	-	-	-
5	60,000-124,999	6d10	-	-	-	-	-	-
6	125,000-199,999	7d10	1	-	-	-	-	-
7	200,000-424,999	8d10	2	-	-	-	-	-
8	425,000-799,999	9d10	2	1	-	-	-	-
9	800,000-1,499,999	10d10	3	2	-	-	-	-
10	1,500,000-1,999,999	10d10+2	4	2	-	-	-	-
11	2,000,000-2,499,999	10d10+4	4	2	1	-	-	-
12	2,500,000-2,999,999	10d10+6	5	3	1	1	-	-
13	3,000,000-3,499,999	10d10+8	6	4	1	1	1	-
14	3,500,000+	10d10+10	7	5	2	1	1	1



WHITE ROBE MAGE

LEVEL	EXPERIENCE	HIT DICE	SPELLS PER LEVEL							
			1	2	3	4	5	6	7	8
1	2,500-4,999	1d4	1	-	-	-	-	-	-	-
2	5,000-9,999	2d4	2	-	-	-	-	-	-	-
3	10,000-19,999	3d4	2	1	-	-	-	-	-	-
4	20,000-37,999	4d4	3	2	-	-	-	-	-	-
5	38,000-54,999	5d4	4	2	1	-	-	-	-	-
6	55,000-99,999	6d4	4	2	2	-	-	-	-	-
7	100,000-199,999	7d4	4	3	2	1	-	-	-	-
8	200,000-399,999	8d4	4	3	3	2	-	-	-	-
9	400,000-599,999	9d4	4	3	3	2	1	-	-	-
10	600,000-799,999	10d4	4	4	3	2	2	1	-	-
11	800,000-999,999	11d4	4	4	4	3	3	2	1	-
12	1,000,000-1,249,999	10d4+1	4	4	4	4	4	3	2	1
13	1,250,000-1,499,999	10d4+2	5	5	5	4	4	3	2	1
14	1,500,000+	10d4+3	5	5	5	4	4	3	2	1

RED ROBE MAGE

LEVEL	EXPERIENCE	HIT DICE	SPELLS PER LEVEL							
			1	2	3	4	5	6	7	8
1	2,500-4,999	1d4	1	-	-	-	-	-	-	-
2	5,000-9,999	2d4	2	-	-	-	-	-	-	-
3	10,000-17,999	3d4	2	1	-	-	-	-	-	-
4	18,000-35,999	4d4	3	2	1	-	-	-	-	-
5	36,000-49,999	5d4	4	3	1	-	-	-	-	-
6	50,000-89,999	6d4	4	3	2	-	-	-	-	-
7	90,000-179,999	7d4	4	3	2	1	-	-	-	-
8	180,000-349,999	8d4	4	3	3	2	-	-	-	-
9	350,000-499,999	9d4	4	3	3	2	1	-	-	-
10	500,000-699,999	10d4	5	4	3	2	2	1	-	-
11	700,000-899,999	10d4+1	5	4	4	3	3	2	-	-
12	900,000-1,099,999	10d4+2	5	4	4	4	4	2	1	-
13	1,100,000-1,299,999	10d4+3	5	5	5	4	4	2	1	1
14	1,300,000+	10d4+4	5	5	5	4	4	2	2	1

PALADIN

LEVEL	EXPERIENCE	HIT DICE	CLERICAL SPELLS PER LEVEL			
			1	2	3	4
1	0-2,750	1d10	-	-	-	-
2	2,751-5,500	2d10	-	-	-	-
3	5,501-12,000	3d10	-	-	-	-
4	12,001-24,000	4d10	-	-	-	-
5	24,001-45,000	5d10	-	-	-	-
6	45,001-95,000	6d10	-	-	-	-
7	95,001-175,000	7d10	-	-	-	-
8	175,001-350,000	8d10	-	-	-	-
9	350,001-700,000	9d10	1	-	-	-
10	700,001-1,050,000	9d10+3	2	-	-	-
11	1,050,001-1,400,000	9d10+6	2	1	-	-
12	1,400,001-1,750,000	9d10+9	2	2	-	-
13	1,750,001-2,100,000	9d10+12	2	2	1	-
14	2,100,001+	9d10+15	3	2	1	-

RANGER

LEVEL	EXPERIENCE	HIT DICE	SPELLS PER LEVEL			
			DRUIDIC 1 2	MAGIC-USER 1 2		
1	0-2,250	2d8	-	-	-	-
2	2,251-4,500	3d8	-	-	-	-
3	4,501-10,000	4d8	-	-	-	-
4	10,001-20,000	5d8	-	-	-	-
5	20,001-40,000	6d8	-	-	-	-
6	40,001-90,000	7d8	-	-	-	-
7	90,001-150,000	8d8	-	-	-	-
8	150,001-225,000	9d8	1	-	-	-
9	225,001-325,000	10d8	1	-	1	-
10	325,001-650,000	11d8	2	-	1	-
11	650,001-975,000	11d8+2	2	-	2	-
12	975,001-1,300,000	11d8+4	2	1	2	-
13	1,300,001-1,625,000	11d8+6	2	1	2	1
14	1,625,001+	11d8+8	2	2	2	1



THIEF

LEVEL	EXPERIENCE	HIT DICE
1	0-1,250	1d6
2	1,251-2,500	2d6
3	2,501-5,000	3d6
4	5,001-10,000	4d6
5	10,001-20,000	5d6
6	20,001-42,500	6d6
7	42,501-70,000	7d6
8	70,001-110,000	8d6
9	110,001-160,000	9d6
10	160,001-220,000	10d6
11	220,001-440,000	10d6+2
12	440,001-660,000	10d6+4
13	660,001-880,000	10d6+6
14	880,001-1,100,000	10d6+8
15	1,100,001-1,320,000	10d6+10
16	1,320,001-1,540,000	10d6+12
17	1,540,001-1,760,000	10d6+14
18	1,760,001+	10d6+16

SPELL PARAMETERS TABLE

When: Cmbt = Combat only spell
Camp = Camp only spell
Both = Camp or Combat spell
Rng: T = Touch Range
dia = diameter
rad = radius
All = All characters in combat
= Number of targets
#s = Number of squares

Duration: r = combat rounds
t = turns
/lvl = per level of caster
targets = aim at each target.
Robe (Mage spells only)
White = Can only be cast by White Robes
Red = Can only be cast by Red Robes
Both = Can be cast by both



1ST-LEVEL CLERICAL SPELLS

SPELL NAME	WHEN	RNG	AREA	DURATION
Bless	Both	6	5 dia	6r
Cure Light Wounds	Both	T	1	-
Detect Magic	Both	3	1	1t
Protection from Evil	Both	T	1	3r/lvl
Resist Cold	Both	T	1	1t/lvl

2ND-LEVEL CLERICAL SPELLS

SPELL NAME	WHEN	RNG	AREA	DURATION
Find Traps	Camp	3	1	3t
Hold Person	Cmbt	6	1-3	4r+1/lvl
Resist Fire	Both	T	1	1t/lvl
Silence 15' Radius	Cmbt	12	3 dia	2r/lvl
Slow Poison	Camp	T	1	1 hour/lvl
Snake Charm	Cmbt	3	All	5-8r
Spiritual Hammer	Cmbt	3	1	1r/lvl

3RD-LEVEL CLERICAL SPELLS

SPELL NAME	WHEN	RNG	AREA	DURATION
Cure Blindness	Both	T	1	-
Cure Disease	Camp	T	1	-
Dispel Magic	Both	6	3x3 s	-
Prayer	Both	0	All	1r/lvl
Remove Curse	Both	T	1	-

4TH-LEVEL CLERICAL SPELLS

SPELL NAME	WHEN	RNG	AREA	DURATION
Cure Serious Wounds	Both	T	1	-
Neutralize Poison	Both	T	1	-
Poison	Cmbt	T	1	-
Protection from Evil 10' Radius	Both	T	2 dia	1t/lvl
Sticks to Snakes	Cmbt	3	1	2r/lvl

5TH-LEVEL CLERICAL SPELLS

SPELL NAME	WHEN	RNG	AREA	DURATION
Cure Critical Wounds	Both	T	1	-
Dispel Evil	Cmbt	T	1	1r/lvl
Flame Strike	Cmbt	6	1	-
Raise Dead	Camp	3	1	-

6TH-LEVEL CLERICAL SPELLS

SPELL NAME	WHEN	RNG	AREA	DURATION
Heal	Both	T	1	Permanent

7TH-LEVEL CLERICAL SPELLS

SPELL NAME	WHEN	RNG	AREA	DURATION
Restoration	Camp	T	1	Permanent
Resurrection	Camp	T	1	Permanent

**1ST-LEVEL DRUIDICAL SPELLS
(FOR HIGH-LEVEL RANGERS)**

SPELL NAME	WHEN	RNG	AREA	DURATION
Cure Light Wounds	Both	T	1	-
Detect Magic	Both	4	1	12r
Entangle	Cmbt	8	4 dia	1t
Faerie Fire	Cmbt	8	8 dia	4r/lvl
Invisibility to Animals	Both	T	1	1t+1r/lvl

**2ND-LEVEL DRUIDICAL SPELLS
(FOR HIGH-LEVEL RANGERS)**

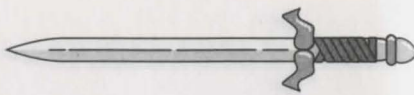
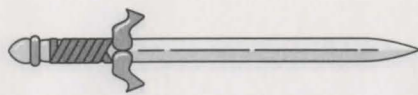
SPELL NAME	WHEN	RNG	AREA	DURATION
Barkskin	Both	T	1	4r+1r/lvl
Charm Person/Mammal	Cmbt	12	1	-

1ST-LEVEL MAGE SPELLS

SPELL NAME	WHEN	RNG	AREA	DURATION	ROBE
Burning Hands	Cmbt	T	3 s	-	Both
Charm Person	Cmbt	12	1	-	Both
Detect Magic	Both	6	1	2r/lvl	Both
Enlarge	Both	5/lvl	1	1t/lvl	Both
Friends	Cmbt	0	All	1r/lvl	Both
Magic Missile	Cmbt	6+lvl	1	-	Both
Protection from Evil	Both	T	1	2r/lvl	Both
Read Magic	Camp	0	1	2r/lvl	Both
Shield	Cmbt	0	1	5r/lvl	Both
Shocking Grasp	Cmbt	T	1	-	Both
Sleep	Cmbt	3+lvl	1-16	5r/lvl	Both

2ND-LEVEL MAGE SPELLS

SPELL NAME	WHEN	RNG	AREA	DURATION	ROBE
Detect Invisibility	Both	1/lvl	1	5r/lvl	Both
Invisibility	Both	T	1	-	Red
Knock	Camp	6	1 s/lvl	-	Red
Mirror Image	Both	0	1	2r/lvl	Red
Ray of Enfeeblement	Cmbt	T	1+25 s/lvl	1r/lvl	White
Stinking Cloud	Cmbt	3	2x2 s	1r/lvl	Both
Strength	Camp	T	1	6t/lvl	Red



3RD-LEVEL MAGE SPELLS

SPELL NAME	WHEN	RNG	AREA	DURATION	ROBE
Blink	Both	0	1	1r/lvl	Red
Dispel Magic	Both	12	3x3 s	-	White
Fireball	Cmbt	10+lvl	2/3 rad	-	Both
Haste	Both	6	4x4 s	3r+1/lvl	Red
Hold Person	Cmbt	12	1-4	2r/lvl	White
Invisibility 10' Radius	Both	T	2 dia	-	Red
Lightning Bolt	Cmbt	4+lvl	4,8	-	Both
Protection fr. Evil 10' Rad	Both	T	2 dia	2r/lvl	White
Protection fr. Normal Misl.	Both	T	1	1t/lvl	White
Slow	Cmbt	9+lvl	4x4 s	3r+1/lvl	Red

4TH-LEVEL MAGE SPELLS

SPELL NAME	WHEN	RNG	AREA	DURATION	ROBE
Bestow Curse	Cmbt	T	1	1t/lvl	White
Charm Monster	Cmbt	6	1	-	White
Contusion	Cmbt	12	2-16	2r+1/lvl	White
Dimension Door	Cmbt	0	1	-	Red
Fear	Cmbt	0	6x3 cone	1r/lvl	Red
Fire Shield (2 Types)	Both	0	1	2r+1/lvl	Both
Fumble	Cmbt	1/lvl	1	1r/lvl	White
Ice Storm (Dmg only)	Cmbt	1/lvl	4 dia	-	Both
Min Globe of Invlnrbly.	Both	0	1	1r/lvl	White
Remove Curse	Both	T	1	-	White

5TH-LEVEL MAGE SPELLS

SPELL NAME	WHEN	RNG	AREA	DURATION	ROBE
Cloudkill	Cmbt	1	3x3 s	1r/lvl	White
Cone of Cold	Cmbt	0	.5 s/lvl cone	-	Both
Feeblemind	Cmbt	1/lvl	1	-	White
Fire Touch	Both	T	Special	1r/lvl	Red
Hold Monster	Cmbt	.5/lvl	1-4	1r/lvl	White
Iron Skin	Both	0	Special	1r/lvl	Red

6TH-LEVEL MAGE SPELLS

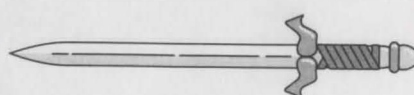

SPELL NAME	WHEN	RNG	AREA	DURATION	ROBE
Death Spell	Cmbt	1	.5 s/lvl	Instantaneous	Both
Disintegrate	Cmbt	.5/lvl	Special	Instantaneous	Red
Globe of Invulnerability	Both	0	1	1r/lvl	White
Stone to Flesh	Both	1/lvl	1	Permanent	Red
Flesh to Stone	Cmbt	1/lvl	1	Permanent	Red

7TH-LEVEL MAGE SPELLS

SPELL NAME	WHEN	RNG	AREA	DURATION	ROBE
Delayed Blast Fire Ball	Cmbt	10+1/lvl	2 rad	Special	White
Mass Invisibility	Both	1/lvl	Special	Special	Red
Power Word, Stun	Cmbt	.5/lvl	1	Special	Both

8TH-LEVEL MAGE SPELLS

SPELL NAME	WHEN	RNG	AREA	DURATION	ROBE
Mass Charm	Cmbt	.5/lvl	Special	Special	White
Mind Blank	Both	3	1	1 day	White
Otto's Irresistible Dance	Cmbt	1t	1	2-5 r	White
Power Word, Blind	Cmbt	.5/lvl	3 dia	Special	Both



GLOSSARY OF AD&D® GAME AND COMPUTER TERMS

Ability Scores. These are numbers that describe the attributes of the characters. There are six ability scores: Strength, Intelligence, Wisdom, Dexterity, Constitution and Charisma.

Adventurer. This is a term for one of the characters you play in this game.

Alignment. This is the basic philosophy of a character. See Alignment in the Character Classes section.

Armor Class (AC). This is a rating of how difficult a target is to damage. The lower the AC number the more difficult it is to hit.

Character. This is another name for one of the persons you play in the game. A party consists of up to six characters.

Class. This is a character's occupation. For example mage, fighter or cleric are classes.

Command. A one or two-word option in a menu. Activating that command allows you either to view another menu or have your characters perform an action.

Encounter. This is what happens when a party meets a monster. You are given a menu of choices of how you want to handle the situation.

Enter. The act of giving a command to the computer. How this is done varies depending on the computer.

Experience Points. Every encounter the characters have yields experience points for every character depending on how successful the encounter was for the party. A character who gains enough experience can advance a level.


Facing. In combat, a character faces a certain direction. An attack from the direction he is not facing has a great chance of doing damage. A character will always face an opponent if he has only one opponent.

Hit Points (HP). This is a measure of how healthy a character is. Damage from weapons subtracts hit points from the character's total. When he has lost all of his hit points, he is unconscious and dying. If his wounds are bound by another party member, he is simply unconscious.

Icon. This is the small picture of a monster or a character seen during combat. Character icons can be altered using the Alter command in the Camp Menu.

Initiative. This is a semi-random determination of which character in a combat acts first. The characters with higher dexterities have a better chance for a higher initiative.

Level. This describes the power of a number of different items. The power of characters, dungeons, monsters and spells are all described with levels.



Character Level. This is a determination of how much experience a character has. The higher the level, the more experienced and important the character is. High-level spellcasters can cast high-level spells.

Spell Level. Spells come in degrees of difficulty. The higher the level of the spell, the greater the difficulty. Only very experienced magic-users and clerics can learn high-level spells.

Magic. This term covers spellcasting, enchanted items and any other application of the supernatural.

Melee Combat. This is hand-to-hand combat with weapons such as swords, spears and fists.

Missile Combat. This is ranged combat with weapons such as bows and arrows, crossbows and quarrels and slings and slingstones.

Monster. This term actually includes human and other player races as well as ogres and dragons. In general, if it isn't part of your party, it's a monster. Monsters are not necessarily hostile; some may be helpful.

Multi-Class Characters. Non-human characters may belong to two or three classes at the same time. Such multi-class characters split their experience among all their classes, even if they have reached their racial maximum class.

Non-Player Character (NPC). This is a member of a player race who is not controlled by the player. Some NPCs can be brought into a party.

Party. The group of adventurers you form to perform the missions you are given. A party can be reformed for each adventure and even altered during the course of an adventure.

Player Character (PC). This is a member of a player race who is controlled by the player. The characters in your adventuring party are PCs.

Race. The species characters may belong to in the game. For example human, elf or dwarf are races.

Spell. This is a magic incantation that can alter the nature of reality. Magic-users, clerics and high-level knights, paladins and rangers can cast spells after memorizing them. If the spell is cast, it is gone from the user's mind and must be re-memorized.

Spell Book. The book a magic-user carries his spells in. If he doesn't have a magic book, he has no spells to memorize.

THACØ (To Hit Armor Class Ø). This is the number that a character must make or exceed to hit an opponent with ACØ.

Character Level: This is a discovery tool of how much experience a character has. The higher the level, the more skills he can learn and the more he can do. It is a measure of his ability to do things.

Class Level: Each class has a number of abilities. The higher the class level, the more abilities the character can learn and use. It is a measure of his ability to do things.

Skills: This is a measure of a character's ability to do things. It is a measure of his ability to do things.

Power Level: This is a measure of a character's ability to do things. It is a measure of his ability to do things.

Skills: This is a measure of a character's ability to do things. It is a measure of his ability to do things.

Power Level: This is a measure of a character's ability to do things. It is a measure of his ability to do things.

Skills: This is a measure of a character's ability to do things. It is a measure of his ability to do things.

Power Level: This is a measure of a character's ability to do things. It is a measure of his ability to do things.

Skills: This is a measure of a character's ability to do things. It is a measure of his ability to do things.

Power Level: This is a measure of a character's ability to do things. It is a measure of his ability to do things.

Skills: This is a measure of a character's ability to do things. It is a measure of his ability to do things.

Power Level: This is a measure of a character's ability to do things. It is a measure of his ability to do things.

Skills: This is a measure of a character's ability to do things. It is a measure of his ability to do things.

Power Level: This is a measure of a character's ability to do things. It is a measure of his ability to do things.