

Property of Lytton P.D.

Winter Issue:XXII

The Gazette

"A Police
Chief's lot is not
a happy one..."

--Randolph
Whipplestick

"Keeping Peace in Lytton for over 100 Years"

Department Code 002451010

Primary Objective: Stopping Lytton's Influx of Drugs

by Sergeant Dooley

Halting Lytton's drug traffic has become the primary objective of this department. Although marijuana's been a nuisance for many years, we're seeing an increasing influx of harder drugs — cocaine, crack, heroin. Even worse, more drugs are being dealt in public places, such as Cotton Cove and the mall. There's also been an increase in drug-related deaths, prostitution, and murders. Four small-time drug dealers were murdered in the past month alone.

Why? We suspect the arrival of one big-time dealer, going under the street-

name of "The Death Angel," is at the heart of the matter. At this time, we don't know who this slug is or what rock he crawled out from under, but it's just a matter of time before he'll slip up. And when he makes a mistake, we'll nail him.

Detectives Anglin and Smith were already close on his trail last month when they seized over 400 four-foot marijuana plants, six kilograms of cocaine, and enough heroin, LSD, and crack cocaine to keep all of Lytton's citizens high for a year. It's the largest single drug bust this department has ever made, and involved a two-week investigation with the

Interagency Narcotics Enforcement Team, Steelton police, the state's Bureau of Narcotics Enforcement and the Lytton County Task Force. At an estimated street value in the neighborhood of 1.2 million dollars, it must have crippled his drug-dealing operations, at least for awhile.




Friendly Seniors' Card Game Turned Brawl

Responding to a domestic dispute call, Officers Cobb and Johnson broke up a brawl involving four of Lytton's senior citizens. The cause of the dispute? Does a full-house beat four-of-a-kind! Johnson said, "Apparently the game took a turn for the worst when one of the women suggested playing for money. After explaining the rank of hands (see Rank of Poker Hands), they began throwing blows. Silver wigs and false teeth went flying. It was like seeing your grandma in a fight—no one likes to see that." Although no one was hurt, the officers had to shut the game down by confiscating poker chips, cards, and finally threatening arrests before the group calmed down.

This Month's Raffle Winner


Officer Russ Dinkle,
Lucky Number: 0987122
Prize: 13" Color Television



Rank of Poker Hands

(from highest to lowest)

- Straight Flush 1
- Royal Flush
- Four-of-a-Kind 2
- Full House 3
- Flush 4
- Straight 5
- Three-of-a-Kind 6
- Two Pair 7
- One Pair 8
- High Card 9



NEW CADETS: For Your Eyes Only

(Click-Through of Morning's Events in the Station)

by Sergeant Dooley

Note: Seasoned veterans may not want to read the following article since they already possess the skills, training and experience to be top-notch Lytton Police Officers.

First day jitters. We've all been there. You begin your first day in the hallway of the station, when it suddenly dawns on you that along with your job comes tremendous responsibility; it can be overwhelming. Your life and the community's safety are on the line. In fact, the pressure can be unbearable. Sometimes we feel if only someone would guide us through the first part of the day...

Here's some tips and suggestions for you. Follow them and you'll get off on the right foot your first day on the job.

First, you'll need your policeman's gear. Select the Eye cursor from the Icon Bar. Use the Eye cursor to explore your surroundings in the station to gather useful information. Be sure to look at the various objects and doorways in the station. When you find the doorway to the locker room, select the Walk cursor from the Icon Bar. To enter the locker room, use the Hand cursor on the locker room doorway.

Now that you're in the locker room, use

the locker room and enter the briefing room. Find your pigeonhole using the Eye cursor, then use the Hand cursor to get its contents. You'll take a note from your pigeonhole. You can use the Eye cursor on the note to read it. Do you see a newspaper? Use the Walk cursor to walk to the table in the lower right-hand corner. Use the Hand cursor to pick up that newspaper. Read it using the Eye cursor, and when you're done, close it using the Hand cursor. Since a briefing will begin very soon, use the Walk cursor to find your seat. Use the Hand cursor to sit down.

When the briefing is over, it's time to get in your patrol car and hit the streets. Use the Walk cursor to leave the briefing room and enter the hallway one more time. Your keys are hanging on a board on the wall. Use the Eye cursor to find them, then the Hand cursor to remove them. You'll also need a radio extender. You'll find one on the table at the north end of the hall. Use the Hand cursor to pick it up, then exit the station using the Walk cursor.

Once you're in the parking lot, perform a walk-around safety check of your vehicle using the Walk cursor.

Five Fatal Errors That Kill Lawmen

1. Your Attitude

If you fail to keep your mind on the job while on patrol or you carry problems from home into the field, you will start to make errors. It can cost you or other officers their lives.

2. Tombstone Courage

No one doubts that you are brave. But in any situation where time allows, wait for the backup.

3. Not Enough Rest

To do your job you must be alert. Being sleepy or asleep on the job is not only against regulations but will endanger the community and all your fellow officers.

4. Taking A Bad Position

Never let anyone you are about to question or stop position themselves between you and your vehicle. There is no such thing as a routine call or stop.

5. Danger Signs

As a law officer you will

The Gazette Is Printed at
Lytton Police Department
in conjunction with Sierra
On-Line.

Executive Producer
Ken Williams

Creative Director
Bill Davis

Producer
Tammy Dargan

Art Director
Jim Larsen

Lead Programmer
Mike Larsen

Composer
Rob Alesalp

Animators
Cindy Walker
Daryle Smith
Al Roughton
Frances Anne Powell
Deanna Yhalkee
Spartaco Margioni
Jim Larsen

Background Artists
Jim Larsen
Al Roughton
Nathan Larsen
Terrence C. Falls
Willis Wong
Maurice F. Morgan
Michael Hutchison
Arturo Sinclair
Cindy Walker
Richard Powell

Programmers
Krishnan Shankar
Charles "Chip" Kercher III
Todd Powers
Scott Murphy
Carlos Escobar
Michael Brock
Hugh Diedrichs

Music Director
Mark Siebert

Development System
Jeff Stephenson
Mark Wilden
Dan Foy
J. Mark Hood
Chrisopher Smith
Larry Scott
Ken Koch
Jack Magne

**Additional Written
Material**

the Eye cursor to find your locker. Select the Hand cursor from the Icon Bar, and use it on your locker. A window will appear enabling you to select your locker combination. Select 269 to open it. Examine the contents of your locker with the Eye cursor. Use the Hand cursor to take each item in the locker, then on your locker door to close it.

Second, you'll attend a briefing. Therefore, use the Walk cursor to leave

A successful inspection will include walking near all four wheels of the car. Once this is completed, you're ready to hit the streets. Walk to the driver's side door and use the Hand cursor to get in.

Cadet, you're off to a good start. You can take it from here. Good luck with the rest of your career—Lytton's counting on you!

begin to recognize unusual movements, strange cars, etc. These are warning signs that should alert you to watch your step and approach with caution. Know your beat, your community and watch for what is "out of place."

Scott Murphy
Lorelei Shannon

Special Thanks
Kit Rees, Model Assembly

Quality Assurance
John Ratcliffe

Writer
Pat Bridgemon

Graphic Designer
Mark Empey


Lytton P.D. Instrumental in New Substance Abuse Programs

As much as we hate to see it, more and more Lytton teens are being arrested for drug and alcohol-related reasons. But there is hope. A new city-funded program combines the talents and skills of Lytton General Hospital Specialists, Lytton Courthouse Staff, and our officers. Contact Detectives Frank Williams or Laura Watts for more details.

Officer Watts stated, "Our new substance abuse program gives teen first-time offenders a good first step toward recovery. In exchange for community service hours, qualified young offenders receive outpatient treatment for abuse of alcohol, cocaine or other drugs, as well as an introduction to a 12-step program."

Three-Time Pigg Bowl Champs: Lytton Grunters Slaughter Steelton Sows

Lt. Morgan led our football team to yet another savory victory, toppling the Sows in the final playoff game, 26-9. The awards ceremony and banquet was held last Saturday. Upon acceptance of the prestigious Hog-On-Ice Plaque, Lt. Morgan stated, "This is really too much to ask for in one lifetime. I'm proud of you all. See you out there next season."



Obscene Caller Impersonates Lytton Police Officer

Fifty-four-year-old Martha Baldwin called to inform us that she had received a lewd phone call. Thirty minutes later, she received a phone call from a phony "Officer Simpson" of the Lytton P.D.. He apparently told her we had tapped her phone and asked her to play along should the man call back again, which immediately happened. After listening to several minutes of obscenities, she hung up. She called us again only to learn that there is no "Officer Simpson." Sergeant Dooley has taken this very serious matter up with the phone company and they will be on the alert should any other reports come in.

Manual Update: Special Operating Procedures

New Cadets — please take a few moments to familiarize yourselves with these important departmental standards (reprinted from Official Lytton P.D. Indoctrination Guide). Compliance with these procedures is mandatory for all Lytton Police Officers.

Routine Traffic Stop Procedures

1. When a violation has been witnessed, stop the violator as quickly as possible to minimize the hazard of high-speed driving and needless accidents.

Felony Traffic Stop Procedures

1. You must have good reason to believe a felony has been committed.
2. Call radio dispatch for back-up unit.
3. Maintain radio contact with back-up unit.
4. Bring the suspect's vehicle to a complete stop. Maintain cover until the suspect is under control.
5. Command suspect to "halt" or "stop." Proceed to command suspect to lie face down on the ground.
6. Handcuff and search suspect.
7. Read suspect his rights.

Felony Arrest Procedures

1. Before proceeding with arrest, your back-up unit must be staked out in close proximity.
2. Maintain radio contact with your back-up unit.
3. Observe the crime.
4. Have weapon drawn at the ready.
5. Identify yourself as a police officer to the suspect.
6. Command suspect to keep his hands over his head. If at any time the suspect drops his hands, prepare to take defensive action.
 - a. If the suspect flees, follow the suspect on foot. Maintain radio contact if possible.
 - b. If the suspect takes aggressive action (i.e., reaching for weapon, charging you), use necessary defensive actions.
7. When it is safe, approach the suspect. Handcuff the suspect.

Note: Many suspects will wait until close contact with the officer has been established before taking aggressive action. Always be prepared to defend yourself against

any hostile behavior.

8. Search the suspect.
9. Read suspect his rights.
10. Transport suspect to jail.

Intoxicated Driver Procedures

1. Detect possible intoxication by observing erratic driving.
2. After stopping the suspect, determine his condition by:
 - a. Detecting the odor of alcoholic beverage.
 - b. Administering a Field Sobriety Test.

Vehicle Walk-Around Safety Procedures

1. Be responsible for the vehicle and be held accountable for the equipment assigned to the vehicle.
2. Conduct a daily inspection before each tour of duty to insure that the vehicle is safe, properly equipped and in serviceable condition. (Special attention shall be given to checking all four wheels, steering, and brake system.)

Child Safety Program a Success

Hundreds of Lytton's caring young

ABOUT TOWN

Voodoo?

Officers Bonds and Cobb transported a


Five Teens Made Home in Lytton Sewer

parents attended last Saturday's free public-awareness seminar entitled, "Your Child's Safety Comes First." A special Task Force in cooperation with our department, gave the lectures on child safety consciousness. Carol Kartel, spokesman for the Task Force, commented, "We teach parents basic safety techniques, such as prevention—keeping dangers at a distance, and education—giving parents valuable advice and assistance to help them teach their children how to avoid falling victim to molesters, muggers, kidnappers, drug dealers, and other aggressive criminals. We also encourage parents to create and make use of community projects, such as Child Safety Patrols and Neighborhood Watch Programs, and answer any questions they might have."

woman in her middle 40's to the Lytton General Psychiatric Ward after responding to a call that the woman had been verbally harassing her neighbors. Officer Bonds stated, "The neighbor claimed this woman had been cursing at them and then performed some kind of voodoo ritual outside their apartment. She apparently threw a dead bird and a painted stone onto their porch. Doctors still have her under observation."

An alarmingly high number of teenagers in the United States are becoming homeless. Last year alone, over one million teenagers were left homeless as a result of either running away from or being thrown out of their homes. It was only a matter of time before some were bound to turn up in Lytton.

While on a recent stake-out near Lytton City Park, Officer Bonds and his partner discovered the teens. Officer Bonds commented, "This is a very sad situation. We noticed someone removing the manhole cover in the street--that's when we found them. It was a complete accident." Three boys and two girls were turned over to youth authorities last Friday.



Local Businessman Accused of Shoplifting

John Gardener, prominent storeowner, demanded an apology last week from a discount department store in the Oak Tree Mall he said arrested him, handcuffed him, and accused him of switching price tags on a \$25 tie. The storeowner also stated that he'd previously purchased two similar ties and the price on each was also \$25.

WEAR YOUR VEST!

**Law enforcement officers killed
(Total number killed in the line of duty)**



1981	0
1982	1
1983	0
1984	0
1985	4
1986	5
1987	2
1988	7
1989	8
1990	8
1991	12


Wondering About the Talking Bear?

It's true. The once proud and majestic talking bear statue in front of Lytton's Police Academy has been stolen. Always a topic of conversation, all that remains of the regal bear are its paws and button-operated speaker. Police Commissioner Hackman said, "We're going to miss that bear!" The insurance company has paid for a replacement bear to be installed sometime in the near future.

ROADWAYS

Expansion to Highway 41 Completed

While Lytton has experienced warp-speed growth over the last three years, expansion of the city's highway has trudged along at the pace of a snail crawling through wet concrete. The newly constructed freeway now extends all the way to Brock Drive and Palm, saving time for cross-town commutes. (Replace your standard issue LPD-29 map with the new map below.)



Writing Tickets:

Using the Right Code is Important

Lately we've had a high number of cases being overturned in court due to incorrect violation numbers. If even one case is overturned in court, it's one too many. To insure this won't happen to you, take a look at the codes you use every day (printed below). Learn them. Use them. Take your time and get them right. There's no excuse for sloppy work.

Penal Codes

308 -	Resisting arrest
377 -	Murder
364,367 -	Attempted murder
322 -	Kidnapping
399 -	Armed robbery
337 -	Assault and battery
349(d)(1)-	Assault and battery on a police officer
359 -	Burglary
12876 -	Possession of a controlled substance
12755 -	Possession of cocaine
12509 -	Possession of a concealed weapon

Vehicle Codes

19221-	Stolen vehicle
19227-	Driver's license not in possession
14304-	Driving with a suspended license
16310 -	Hit and run

13301 -	Failure to stop for a stop sign
21490 -	Failure to stop for a red light
21650 -	Driving too slow in the fast lane
22679 -	Following too close
26504 -	Exceeding the maximum speed limit
29211 -	Reckless driving
21603 -	Driving under the influence of intoxicants
21068 -	Evading arrest
44729 -	Not in full control of faculties

Radio Codes

10-1	Poor radio reception
10-2	Radio reception good
10-4	Received message
10-6	On the air — not available for call
10-7	Off the air — out of service
10-8	In service
10-9	Repeat message
10-10	End of shift — off duty



10-15	Prisoner in-custody
10-19	Return to office
10-20	Location
10-21	Telephone
10-23	Standby
10-27	Subject check
10-29	Check for wants
10-35	Backup requested
11-41	Ambulance
11-44	Fatality
11-48	Furnish transportation
11-79	Injury traffic collision with ambulance responding
11-80	Traffic collision with major injury
11-81	Traffic collision with minor injury
11-82	Traffic collision, property damage only
11-83	Traffic collision, no details
11-84	Traffic control
11-85	Tow truck
11-99	Emergency, officer needs assistance, respond code 3