

# KING'S QUEST

THE PRINCESS BRIDE



SIERRA

## TABLE OF CONTENTS

GAME INSTALLATION .....	3
PLAYING <u>KING'S QUEST VII</u> .....	3
THE INTERFACE .....	4
The Cursor .....	4
Inventory Objects .....	5
Controls Icon .....	6
Scroller Slide Control .....	6
The ">>" Button .....	6
GAME STRATEGY .....	6
TECHNICAL SUPPORT & CUSTOMER SERVICE .....	7
NO-RISK GUARANTEE.....	9
CREDITS.....	11

©1994, SIERRA ON-LINE, INC. BELLEVUE, WA 98007. ALL RIGHTS RESERVED.  
PRINTED IN USA. DEVELOPED BY SIERRA ON-LINE, INC. KING'S QUEST AND  
SIERRA ARE REGISTERED TRADEMARKS OF SIERRA ON-LINE, INC.



## GAME INSTALLATION

### WINDOWS™ INSTALLATION

1. Place the KING'S QUEST VII CD disk into your computer's CD drive.
2. Start Windows.
3. Click on [File].
4. Select [Run].
5. At the Command bar, type the letter of your CD drive, followed by ":\SETUP.EXE" and click on OK or press [ENTER]. For example, if the letter of your CD drive is "D", type "D:\SETUP.EXE" and click on OK or press [ENTER].
6. Follow the on-screen installation instructions.
7. Check the "README.TXT" file for the latest information.

Windows is a trademark of Microsoft Corporation.

## PLAYING KING'S QUEST VII

### THE FIRST SCREEN

#### I. Start New Game

Click on this button to start a new game. You will be prompted to name your game. You must give it a unique name that is not already being used. For example: if you already have a game named "SIERRA" you will not be able to start a new game and name it "SIERRA" also. You will have to name it something else.

## 2. Continue Old Game

Click on this button to continue a game you've already been playing. This will put you back in the same place you left off so you can continue right from there. This option will not appear until you have an old game to continue.

## 3. Watch Intro

Click on this button to watch the opening cartoon of the game.

## 4. About

Click on this button to get information about the game, hints on how to play, help with the interface, customer support questions, credits, etc.

## 5. Quit

Click on this button to quit the game. When you quit your game your place will be "Book Marked." The next time you start you will be able to continue this game by clicking on the "Continue Old Game" button and then selecting the game with the name you gave it.

# THE INTERFACE

## THE CURSOR

1. The KING'S QUEST VII interface is based on a single cursor. With this cursor, you can fully explore and interact with the game world. Pass your cursor over the screen. When there is something to interact with, the cursor will highlight. You can then click the cursor on the object highlighted by using your left mouse button, and find out what happens!

## INVENTORY OBJECTS



### 1. Taking Inventory Objects

Sometimes when you click your cursor on an object on the screen, you will take that object and it will appear in your inventory at the bottom of the screen.

### 2. Examining Inventory Objects



You can examine your inventory objects more closely by clicking on that object in inventory and making it your cursor. Click the cursor on the "eye" located at the bottom of the game screen. This will allow you to see the inventory object in three dimensions. You can rotate the object by clicking and holding down the right mouse button and then moving the mouse in the direction you want the item to rotate.

### 3. Manipulating Inventory Objects

In some instances while closely examining an inventory object you can manipulate it by clicking on that object with your play cursor. Check each inventory item carefully. It may conceal something important!

### 4. Combining Inventory Objects

Some inventory objects can be combined with others to create a new inventory object. To do this, click on an inventory item. It will become your cursor. Now click that item on the inventory item with which you wish to combine it. If the two items can be combined, they will become a third item, which will now be located in your inventory.

## THE CONTROLS ICON



Clicking on this icon with your game cursor will bring up the Options screen. In this screen, you will see what chapter you're currently playing and how far along in that chapter you are. You can set the VOLUME of the game by clicking on the increase/decrease volume control. QUIT allows you to quit the game. Your place in the game will automatically be saved, or "Book Marked." PLAY closes the options panel and allows you to continue with your game.

## SCROLLER SLIDE CONTROL

Click and hold down the left mouse button on this icon when it's on the screen. Now move it left or right. The picture will scroll. This slider control will only be available on screens that scroll.

## THE ">>" BUTTON

This button will appear during game play when you are in a cartoon scene. You can click on the ">>" button to fast forward to the end of the sequence. Be warned: if you've never played the game before you may miss something important!

## GAME STRATEGY

The world of KING'S QUEST VII is a world of exploration and you wouldn't want to miss anything! Look at each new room carefully. Click on anything that causes your cursor to highlight. Think creatively: Sometimes there is more than one solution to a puzzle. If you feel you are "stuck," leave the room and explore others. You never know where you might find what you need. Relax, let your imagination run wild, and have fun!



## TECHNICAL SUPPORT AND CUSTOMER SERVICE

### U.S. CUSTOMER SERVICE

Direct any inquiries to the Customer Service department for issues pertaining to returned or defective merchandise, back orders, company policy, and general game information. Call (800) 743-7725 (800-Sierra-5).

### U.S. TECHNICAL SUPPORT

Direct your inquiries to the Technical Support department if your question is about hardware and software compatibility specific to Sierra games (i.e., sound card configuration and memory management). Technical assistance is only a phone call away. Dial (206) 644-4343. For our 24-hour automated Tech Support, call (206) 746-8100. If you prefer, you may request assistance by facsimile; the US fax number is (206) 644-7697.

#### Hint Number:

1-900-370-5583

\$.75 per minute

If under 18, must have parent's permission

#### For On-Line Support and Hints:

Access Sierra's BBS through Compuserve by typing GO SIERRA. Access the Sierra Forum on America Online with the keyword: SIERRA

## European Technical Support and Customer Service:

Customer Support UK

Sierra On-Line Limited

4 Brewery Court

The Old Brewery

Theale, Reading, Berkshire

RG7 5AJ United Kingdom

## Customer Service/Technical Support France:

Coktel Vision

Parc Tertiaire de Meudon

Immeuble "Le Newton"

25 rue Jeanne Braconnier

92366 Meudon La Forêt Cedex

France

## For Telephone or Fax Inquiries, Call:

### UK

44-734-30-3171

44-734-30-3201 (fax)

44-734-304-004 (old game hints)

44-891-660-660 (new game hints)

### FRANCE

33-1-46-01-4650

33-1-46-31-7172 (fax)

33-1-36-68-4650 (hint line)



## THE SIERRA NO-RISK GUARANTEE

The Promise: We want you to be happy with every Sierra product you purchase from us. Period. If for any reason you're unhappy with the product, return it within 30 days for an exchange or a full refund...EVEN IF YOU BOUGHT IT RETAIL. (Hardware ordered direct must be returned within ten days.)

**THE ONLY CATCH:** You've got to tell us why you don't like the game. Otherwise, we'll never get better. Send it back to us and we promise we'll make things right. (If you bought it at a retail outlet, please send your original sales receipt.)

If you find that you need to send for a replacement compact disk, send the original disk to:

### US

Sierra On-Line

Attn: Returns

P.O. Box 485

Coarsegold, CA 93614-0485

### EUROPE

Sierra On-Line Limited

Attn: Returns

4 Brewery Court

The Old Brewery,

Theale, Reading, Berkshire

RG7 5AJ United Kingdom

Be sure to include a note stating your computer type. We will gladly replace your program free of charge during the first 90 days of ownership. (Please enclose a copy of your dated sales receipt with your request. ) After 90 days there is a \$10.00 ( £6.00) charge for a replacement compact disk.

## WRITE IN TO SIERRA SERVICES

To enjoy prompt and efficient service, direct your requests to the appropriate department:

### Customer Service:

In the US:

Sierra On-Line

Customer Support

PO Box 3404

Salinas, CA 93912

(800) 743-7725 (800-Sierra-5)

(408) 644-2018 (fax)

### Technical Service:

Technical Support

Sierra On-Line

PO Box 85006

Bellevue, WA 98015-8506

Monday-Friday 8:15 AM-4:45 PM PST

(206) 644-4343

(206) 644-7697 (fax)

(206) 746-8100 (autotech)

### Direct Telesales:

Sierra On-Line

Direct Sales

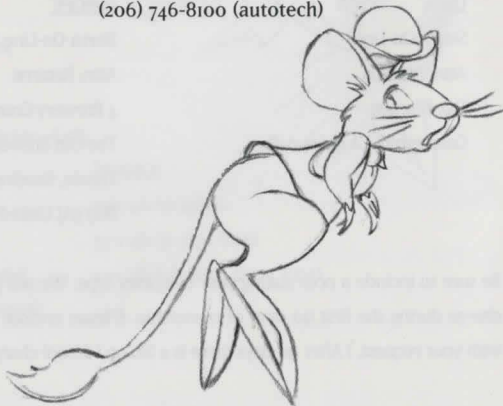
PO Box 3404

Salinas, CA 93912


(800) 757-7707

24 hours a day, every day

(408) 644-2018 (fax)



## KING'S QUEST CREDITS



### DESIGNED BY

Lorelei Shannon  
Roberta Williams

### WRITTEN BY

Lorelei Shannon

### DIRECTORS

Andy Hoyos  
Lorelei Shannon  
Roberta Williams

### PRODUCER

Mark Seibert

### ART DIRECTOR

Andy Hoyos

### DIRECTOR OF ANIMATION

Marc Hudgins

### LEAD PROGRAMMERS

Oliver Brelsford  
Tom DeSalvo

### MUSICIANS

Neal Grandstaf  
Dan Kehler  
Mark Seibert  
Jay Usher

### VOICE DIRECTOR

Lorelei Shannon

### QUALITY ASSURANCE LEAD

Dan Woolard

### IN-HOUSE ANIMATION - CHAPTER 6

Steven Gregory  
Sherry Wheeler  
Jason Zayas

### IN-HOUSE COMPUTER INK & PAINT

Darvin Atkeson  
Maria Fruehe  
Desi Hartman  
Frankie Powell  
Donovan Skirvin  
Donald Waller  
Phy Williams  
Deanna Yhalkee  
Karin Nestor  
Chris Willis

### BACKGROUND LAYOUT

Darlou Gams, Terry Robinson

### BACKGROUND ILLUSTRATION

Darlou Gams, Darrin Fuller,  
Dennis Durrell, Terry Robinson

### BACKGROUND STYLING

Dennis Durrell

### BACKGROUND COLOR KEYS

Darlou Gams, Terry Robinson

### CHARACTER DESIGNS

Marc Hudgins

### SUMMER INTERNS

Nicole Berg, Steven Gregory, Karena Kliefoth,  
Neil Krivoski, Tracy Wagner

### 3D INVENTORY OBJECTS

Jon Bock, Richard Powell, Donald Waller

### SGI ANIMATION & EFFECTS

Kim White

### PROGRAMMERS

Dave Artis, Vana Baker, Carlos Escobar,  
Robert Lindsley, Randy MacNeill,  
Sean Mooney, Doug Oldfield, Kevin Ray  
Henry Yu, Michael Litton, Arijit De, Jerry Shaw

### SYSTEM PROGRAMMERS

Ed Critchlow, Dan Foy, J. Mark Hood,  
Ken Koch, Terry McHenry, Larry Scott,  
Chris Smith, Greg Tomko-Pavia

### ADDITIONAL QA

Robin Bradley, Jon Meek  
Leonard Salas, Judy Crites, Mike Brosius,  
Joe Carper

### MUSIC FOR MOVIE SEQUENCES SCORED BY

Mark Seibert, Jay Usher

### CONFIGURATION GROUP

Roger Clendenning, Dave Clingman,  
John Cunney, Bill Davis Jr., Lynne Dayton,  
Mike Pickhinke, John Ratcliffe,  
Sharon Simmons, John Trauger, Doug Wheeler  
Mike Jones, Ken Eaton

### SOUND EFFECTS AND AUDIO WORK

Neal Grandstaff, Rick Spurgeon,  
Kelli Spurgeon, Jay Usher

### VOICE AUDITIONS

Taylor Korobow  
Casting Works

### VOICES RECORDED AT

Fantasy Studios

### STUDIO ENGINEER

Eric Thompson

### DREAMS SOFTWARE OPERATOR

Dan Kehler

### ANIMATION MAGIC INC.

### CHAPTER 1 AND GLOBAL ANIMATION

#### ANIMATION

Kostya Biryukov, Anton Chizhov,  
Tanya Demidova, Ksana Giotova,  
Katya Gorelova, Katya Kruglova,  
Ilya Maximov, Marina Mikheeva,  
Sasha Naoumova, Andrey Pugachev,  
Oksana Romanova, Lena Rummyantseva,  
Lena Savik, Katya Vassilyeva, Alice Vizirova,  
Natasha Yakovleva, Masha Yakushina,  
Ira Zheleznova

### DIGITAL INK & PAINT

Marina Aksenova, Oksana Bilan,  
Tanya Fedotova, Denis Goroshkov,  
Kristina Kim, Alexey Konkin,  
Vera Korolova, Tanya Krasavina,  
Alina Kudryashova, Sasha Myala,  
Sasha Sakov, Olga Sumenko,  
Tanya Tavruueva, Ira Yershova

#### TECHNICAL ASSISTANTS

Tom Faiano, Denis Ivanov,  
Tanya Shalygina, Tanya Sirnova

#### BACKGROUND PAINTINGS

Volodya Karnaukhov, Kostya Kossarev,  
Nadya Obedkova, Ira Shostik

#### PRODUCTION MANAGEMENT

Igor Razboff, Boris Bigouleav,  
Lena Beloborodova, Dale DeSharone,  
Sasha Makarov, Lyuba Nedeorezova,  
Alesy Yeseyev

### LA WEST FILM PRODUCTION

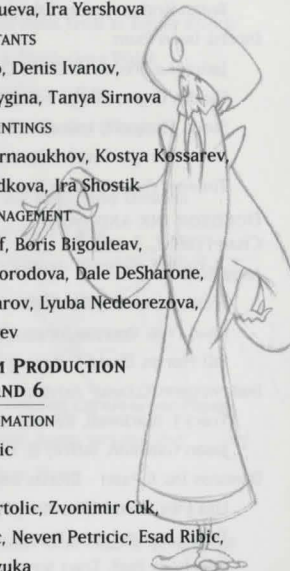
### CHAPTERS 4 AND 6

#### DIRECTOR OF ANIMATION

Ivan Tomicic

#### ANIMATORS

Stjepan Bartolic, Zvonimir Cuk,  
Darko Krec, Neven Petricic, Esad Ribic,  
Goran Sudzuka



#### INBETWEENING & CLEANING

Marina Hruskar, Damir Jurisic,  
Maja Surjak, Vlasta Zubcevic

#### ANIMATION CHECKING

Esad Ribic

#### SCANNING

Nenad Baljak, Rikard Blazicko,  
Bojan Hrabar, Jadran Zdunic

#### DIGITAL INK & PAINT

Jadranka Brecak, Andreas Cogelja,  
Sandra Grgec, Marija Ivsic, Denis Lepur,  
Sinisa Matijasic, Lovorka Ostovic,  
Rober Seruga, Suncica Spriovan,  
Timomir Vljajic, Tatjana Trgovac, Zelko Vljajic

#### DUNGEON INK AND PAINT

##### CHAPTERS 2, 3 AND 5

#### ANIMATORS

Frank Barnhill, John Beam, Kellie Dover,  
Chad Frye, Preston Jones, Mike Knobl,  
Bill Morris, David E. Rogers, Stan White

#### INBETWEENERS/CLEANUP ARTISTS

Tracy J. Blackwell, Kevin E. Davis,  
Jason Gammon, Jeffrey D. Hayes

#### DUNGEON INK & PAINT - DIGITAL INK & PAINT UNIT

Lisa Ellis, David Ellis, Mary Fulton,  
Tony Lavender, Lori Pinera,  
Angelique Ruff, Traci Scruggs, Paula Stacy

#### PRODUCTION ASSISTANTS

Michael L. Honeycutt, Jr., Beth A. Hopping,  
Shane White, Kristi Wood

#### THANKS

Beth Hopping

#### ANIMATION

##### CHAPTERS 5 - OPENING & CLOSING MOVIES

#### DIRECTOR OF ANIMATION

David Hicock

#### PRODUCTION SUPERVISOR

Larry Royer

#### CREATIVE SUPERVISION

David Hicock, Larry Royer, Bob Switalski

#### KEY ANIMATION

David Gilbert, David Hicock, Larry Royer,  
Apryl Knobbe Young

#### ASSISTANT ANIMATION

David Bleich, Jim Burns, Donna Campbell,  
Mike Carter, Mike Feather, Marcus Gregory,  
Leslie Jaye, Joseph Larkin, Aaron McDowell,  
Alan Nash, Jennifer Robin, Johnny Robinson

#### ADDITIONAL ANIMATION

Dennis Kennedy

#### TECHNICAL CONSULTANTS

Steve Bogdonovich, Dick Moody

#### DIGITAL INK AND PAINT

Steve Bogdonovich, Ron Cleveland,  
Chip G. Hartford, Jonathan C. Parker,  
Robert Leonard, Aaron Moody,  
Dick Moody, Michele Moody

#### PAINT COORDINATOR

Dick Moody

#### VOICE TALENT

##### OUR HEROINES, HEROES AND VILLAINS

**Rosella:** Maureen McVerry

**Valanice:** Carol Bach y Rita

**Malicia:** Ruth Kobart

**Edgar/False Troll King:** Jesse Moises

**King Otar Fenris III,**

**Lord of the Trolls:** Denny Delk

**Cuddles:** Roger Jackson

#### IN THE DESERT

**The Kangaroo Rat:** Roger Jackson

**The Desert Spirit:** Fred Barson

**The Jackaloape:** Jeffery O'Brien

#### IN THE VULCANIX UNDERGROUND

**Mathilde:** Esther Hirsch

**The Rude Forging Troll:** Jeffery O'Brien

**The Jeweler Troll:** Joe Paulino

**The Troll Cook:** Jim Cranna

**Brutus the Bridge Troll:** Don Robins

**The Crystal Dragon:** Ruth Kobart

**Male Mud Bath Troll 1:** Greg Walsh

**Male Mud Bath Troll 2:** Marcus Lewis

**Female Mud Bath Troll 1:** Maureen McVerry

**Female Mud Bath Troll 2:** Esther Hirsch

**The Dragon Toad:** Greg Walsh

**Spike:** Carol Bach y Rita

**Spike's Mother:** Jeffery O'Brien

#### IN THE WOODS

**Attis/Attis the Stag:** Toby Gleason

**Ceres:** Carol Bach y Rita

**The Hummingbird:** Maureen McVerry

**The Spider:** Joe Paulino

**The Rock Spirit:** Tim White

#### IN THE SWAMP

**The Three-Headed Carnivorous Plant:**

Roger Jackson, Roger Jackson and

Roger Jackson. Wow!

#### IN THE FALDERAL

**The Obnoxious Gate Guard:** Doug Boyd

**Arch-Duke Fifi le YipYap:** Jim Cranna

**Chicken Petite:** Esther Hirsch

**The Mockingbird:** Jim Cranna

**The Bull in the China Shop:** Jarion Monroe

**The Snake Oil Salesman:** Roger Jackson

**Treasure the China Bird:** Maureen McVerry

**Ersatz the Faux Shop Owner:** Toby Gleason

**Town Hall Door Guard:** Simon Vance

**Arresting Badger Guard:** Simon Vance

**The Magic Statuette:** Ruth Kobart

**Badgers of the Jury:** Denny Delk,

Jim Cranna, Doug Boyd, Fred Barson

#### IN OOGA BOOGA LAND

**The Coroner:** Marcus Lewis

**Ghoul Kid 1:** Roger Jackson

**Ghoul Kid 2:** Yukiko Yamaguchi

**The Gravedigger:** Marcus Lewis

**The Black Cat:** Yukiko Yamaguchi

**The Black Dog:** Jesse Moises

**Count Tsepish (The Headless Horseman):**

Joe Paulino

**Lady Tsepish (The Woman in Black):**

Willow Wray

**The Boogeyman:** Don Robins

**The Shrunken Heads:** Denny Delk,

Jim Cranna, Doug Boyd

**The Mummy:** Fred Barson

**Mr. Nibbler the Psycho Mouse:** Joe Paulino

**Mr. Bugbear (Dr. Cadaver's Patient):**

Jeffrey O'Brien

#### IN ETHERIA

**Lachesis:** Willow Wray

**Clotho:** Carol Bach y Rita

**Atropos:** Yukiko Yamaguchi

**Borasco:** Don Robins

**Gharbi:** Willow Wray

**Levanter:** Toby Gleason

**Oberon:** Timothy White

**Titania:** Carol Bach y Rita

#### PAYMASTER

Talent Fund

#### DOCUMENTATION DESIGN

Lori Lucia

#### SPECIAL THANKS TO

Tammy Dargan, Casey Jones, Robin Kleeman,

Al Lowe, Mie Salerno, Joni Williamson, Mom

