

# WING COMMANDER™

*Vengeance of the Kilrathi™*

DELUXE

# II

EDITION

## PLAY MANUAL

Includes *Play Guide*, *Joan's Fighting Spacecraft* (2664.128 Update)  
and an Excerpt from *Wing Commander, Book One: Freedom Flight*



A Chris Roberts Game

 **ORIGIN™**

# CONTENTS

<b>PLAY GUIDE</b> .....	2	Alternate Camera Views.....	12
The Story So Far... ..	2	Improved Target	
Starting the Game .....	2	Tracking System.....	12
Transferring Characters.....	3	Jumping Out.....	12
Creating a New Character .....	3	Pause .....	12
Resume Current Game .....	3	Replay .....	12
The Interface—Between Missions .....	3	Dying .....	13
Non-Flying Interactive Scenes .....	4	Landing .....	13
Hangar Door .....	4		
Barracks Door .....	4	<b>JOAN'S FIGHTING SPACECRAFT</b> .....	14
Airlock Door.....	4	Data Type Explanations .....	14
Computer Console .....	4	Confederation Fighters .....	15
<i>Epee</i> Cockpit .....	4	<i>P-64C Ferret</i> .....	15
Mission Briefings.....	5	<i>F-54C Epee</i> .....	15
In the Cockpit .....	5	<i>F-44G Rapier</i> .....	15
Viewscreen .....	5	<i>F-57A Sabre</i> .....	16
Radar Display .....	5	<i>A-17D Broadsword</i> .....	16
<i>Rapier</i> Cockpit .....	6	Confederation Capital Ships .....	17
Left VDU (Video Display Unit).....	6	<i>Gilgamesh</i> .....	17
Right VDU.....	6	<i>Waterloo</i> .....	17
Targeting Screen .....	6	<i>Concordia</i> .....	17
Navigation Screen .....	6	Confederation Support Ships.....	18
Communication Screen .....	6	<i>Free Trader</i> .....	18
Armor and Shields Indicator.....	7	<i>Clydesdale</i> .....	18
Fuel Indicator.....	7	<i>Star Base</i> .....	18
Speed Indicator.....	7	Kilrathi Fighters .....	19
Blaster Indicator .....	7	<i>Sartha</i> .....	19
Eject Warning.....	7	<i>Drakhri</i> .....	19
In-Flight Systems .....	7	<i>Jalkehi</i> .....	19
Targeting System.....	7	<i>Grikath</i> .....	20
<i>Sabre</i> Cockpit .....	8	Kilrathi Capital Ships .....	20
Navigation System.....	8	<i>Kamekh</i> .....	20
Autopiloting System.....	8	<i>Ralatha</i> .....	20
Communications System .....	9	<i>Fralthra</i> .....	21
Wingman Orders .....	9	Kilrathi Support Ships .....	21
Taunting the Enemy .....	10	<i>Dorkathi</i> .....	21
<i>Broadsword</i> Cockpit .....	10	<i>Supply Depot</i> .....	21
Weapons .....	10	<i>K'tithrak Mang</i> .....	22
Blasters .....	10	Weapons .....	22
Chaff Pods .....	10	Offensive Systems .....	23
Missiles .....	10	Defensive Systems .....	23
Torpedoes .....	11	Other Systems.....	23
Turrets ( <i>Broadsword</i> , <i>Sabre</i> ) .....	11		
Blasters .....	11	<b>EXCERPT FROM WING COMMANDER, BOOK</b>	
Tractor Beam .....	11	<b>ONE: FREEDOM FLIGHT</b> .....	24
Other Functions.....	12		



# PLAY GUIDE

## THE STORY SO FAR...

In *Wing Commander*, you and the other starfighter pilots of the TCS *Tiger's Claw* fought against overwhelming odds, leading the Confederation forces to victory over the Kilrathi Empire in the Vega Sector.

Next, during *Wing Commander The Secret Missions*, the *Tiger's Claw* was ordered to report immediately to the Deneb sector, where the Goddard Colony was under attack by Kilrathi forces. But before the *Tiger's Claw* could enter the fray, the enemy used a devastating secret weapon to destroy the colony. You and your fellow pilots played a deadly game of hide and seek with the Kilrathi fleet. Ultimately, the secret weapon was destroyed...

Then, during *Wing Commander The Secret Missions 2: Crusade*, the Kilrathi declared a holy war. A huge Kilrathi fleet maneuvered toward an isolated star system and a planet of peaceful, primitive natives. After a Kilrathi renegade defected, you flew a Kilrathi ship in a series of "undercover" missions. Finally, you discovered the secret reason for the holy war and saved the Firekkan race.

Soon after, however, disaster struck. While the *Tiger's Claw* was attacking the *K'tithrak Mang*, you encountered several fighters that faded mysteriously from sight. Even your radar couldn't track them! Not wanting to panic the *Claw* over what you thought to be a radar malfunction, you went looking for the ghostly fighters.

The search delayed your return to the *Claw* just long enough for the fighters to destroy the hapless carrier.

Landing on the TCS *Austin*, you learned that you were the only pilot to encounter these "stealth" fighters. Furthermore, your flight recorder disk mysteriously disappeared right after you landed. Brought before a general court martial, you were charged with treason, and your claims about stealth fighters were ignored.

A lack of evidence led to the treason charges being reduced to mere negligence, but you incurred the wrath of certain flag officers, Admiral Tolwyn among them. Your career appeared to be over.

But you're still a pilot in the Terran Confederation Navy and in *Wing Commander II*, your goal is to defeat the Kilrathi enemy. Each mission you fly (and your success or failure in each mission) affects the Confederation's chances for ultimate victory. *Wing Commander II* presents one campaign in the on-going war. *Special Operations 1* and *2* continue the story.

## STARTING THE GAME

The first thing you see when you begin play is the *Wing Commander II* logo sequence, followed by the main menu. Here you are asked if you want to "Start New Game" or "Resume Current Game."

If you are a first-time player (or you want to start the game again from the beginning), select "Start New Game." If you have already played *Wing Commander II* and wish to pick up where you left off, choose "Resume Current Game."

To make the choice, use your joystick, mouse, arrow keys or numeric keypad to move the pointer until it is over the option you want. The pointer changes into a cross. When the cross is over the option you want, press joystick button #1, the left mouse button or **[Enter]**.

**Start New Game.** If you choose "Start New Game," you may see a screen asking you which campaign you wish to play. This screen will only appear if you have installed one or both of ORIGIN's *Special Operations* scenarios. Move the pointer to the campaign you wish to play and press button #1, the left mouse button or **[Enter]**.

Once you have selected a campaign, the introduction begins, bringing you up to date on events in the *Wing Commander* universe. When this is over, the Terran Confederation Navy Personnel Database computer appears on the screen. Follow the prompts, choosing "(T)ransfer an existing personnel file" or "(C)reate a new personnel file."

## Transferring Characters

If you choose to transfer a character from another *Wing Commander* game, you will be asked the drive and pathname where that game exists. For example, if the original *Wing Commander* is installed in the C:\WING directory, you would type

```
C:\WING\GAMEDAT
```

when requested. Once the program has found your saved-game files from the other game, it will present you with a list of the characters you may transfer.

Once the list of transferrable characters appears, highlight the one you want (using the joystick, mouse or arrow keys) and press button #1 or **[Enter]** to make your selection. You'll be asked to type in your first name. The other statistics—last name, callsign, total sorties, total kills—are read from the old saved-game file.

**Special Note to Wing Commander I CD-ROM Users:** Due to the length of the directory name used in the *Wing Commander I* CD-ROM version, you must copy your saved game files to your hard drive's root directory. This is accomplished by typing the following:

```
COPY C:\ORIGIN\WINGCMDR\GAMEDAT\*.WLD C:\
```

This command copies your *Wing Commander* saved game files to your hard drive's root directory. If you are using a drive other than C, substitute that drive letter for the "C"s in the above command. Now, when the *Wing Commander II* Transfer Character option asks where your copy of *Wing Commander* is installed, you should type **[C:]**.

## Creating a New Character

If you choose to create a new character, you will be asked for your first and last names and your character's callsign. Each may be no more than 12 letters long. Be careful when entering these—once you press **[Enter]** after typing a name, you can't go back to edit it. To change a name, you must create another new character.

After this information has been entered, move the pointer off the on-screen computer and press button #1 to continue.

## Resume Current Game

If you choose "Resume Current Game" on the main menu, you bypass the on-screen computer and go directly to the barracks or ready room (see **Non-Flying Interactive Scenes**, Page 4, for details).

**Note.** In *Wing Commander II* you never have to save your game. It is saved automatically as you play. Once you've played the game for a while, choosing "Resume Current Game" places you back at the barracks, just after the last animated sequence you saw (if you ended your previous play session after watching one), or just before a combat mission (if you stopped playing during a mission).

However, a *Wing Commander II* campaign can unfold in a variety of ways, and it is often helpful to save multiple game positions. You will probably want to save your game manually from time to time. For information about saving games, see **Computer Console**, page 4.

## THE INTERFACE BETWEEN MISSIONS

Between missions, you select game functions by using a joystick, a mouse or arrow keys to move a pointer around the on-screen picture. As you move the pointer, it changes shape and color to indicate whether a game function is available in a particular location.

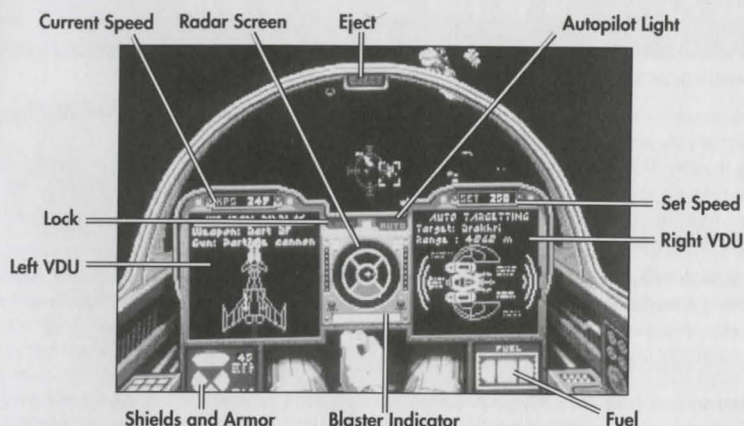
An *arrow* means that no game function is assigned to the area under the pointer.

A *cross* means a function is assigned to the area under the pointer. (The specific function assigned to an area is indicated in text appearing at the bottom of the screen.) To select a function, press joystick button #1, the left mouse button or the **[Enter]** key.

**Note:** If you use the keyboard, pressing the shift key while you press an arrow key doubles the speed of the pointer as it moves across the screen. To increase the pointer speed for an entire play session, press **[+]** on the numeric keypad until the pointer moves at an acceptable speed. To slow the tracking speed, press **[=]** on the keypad until the pointer slows to an appropriate speed.



## Epee Cockpit



If you ever make a mistake or change your mind, pressing **[Esc]** cancels most actions and returns you to the previous menu.

### Non-Flying Interactive Scenes

At various points during the game, you are shown a room in which you can save your game and perform other activities: either the barracks or a pilot ready room, depending on your position in the plot. Each activity available in these rooms is keyed to a part of the scene. Moving the pointer onto a section of the screen reveals its function (described by text at the bottom of the screen). Move the pointer over an area and select its function as described above. The active areas are:

**Hanger Door.** Select this door for your next flight mission briefing. If this door is closed, there are still some animated scenes to see before the next mission; selecting the closed door means you may miss part of the story. When the door is open, the story is complete (for now), and you should go ahead and click on the open door to fly the mission.

**Barracks Door.** Select this door to watch the cinematic scenes leading up to the next mission. These scenes update the story, telling you when you have done well and when the Kilrathi have gained the upper hand. If this door is closed, you have already seen all the scenes; selecting the closed door will replay those scenes. When the door is open, there is more story to be seen, and you should click on the open door to watch it. Press **[Spacebar]** repeatedly to speed through the animated scenes. Press **[Esc]** to return immediately to the barracks or ready room. (**[Spacebar]** and **[Esc]** are disabled when speech is enabled.)

**Airlock Door.** Select this door to exit *Wing Commander II* and return to DOS.

### Computer Console

This lets you save a game, load a game or delete a character. It's the only place you can manually save your game. Saving games manually allows you to keep multiple characters or pick up the game at a point of your own choosing.

Selecting the computer console displays a close-up of the computer, with a menu on the screen. The menu allows you to (S)ave or (L)oad a game or (D)eleate a previously saved game. Move the pointer to the option you want, or hit **[S]**, **[L]** or **[D]**. (To leave this screen at any time, press **[Esc]** or select the on-screen computer's ON/OFF button.) Once you choose Save, Load or Delete, you are presented with a numbered list of saved-game slots. All of these are empty (indicated by rows of dots) when you begin play.

**To save a game.** Saving a game puts a copy of your current game into the slot you select, overwriting any saved game that was in the slot previously. Go to the list of saved game slots, as explained above. Move the pointer to an empty row of dots, or a game position you don't mind losing, and select that slot. (You can also select a slot from the keyboard by pressing the number corresponding to the one you want.) When prompted, type any comments you have about this saved game—enter anything you want, up to 32 characters long. Press **[Enter]** to return to the on-screen computer. Press **[Esc]** to return to the game.

**To load a saved game.** Loading a saved game restores the game to the exact state it was in when you created that saved game. To load a game, go to the list of saved game slots and move the pointer to the slot containing the saved game position you wish to resume. Press joystick button #1, the left mouse button or **[Enter]** to select that saved game. Press **[Enter]** to return to the on-screen computer. Press **[Esc]** to return to the game.

**To delete a saved game.** Deleting a slot clears out the saved-game data that was in that slot. To delete a game, go to the list of saved game slots and move the pointer to the slot containing the saved game position you wish to delete. Press joystick button #1, the left mouse button or **[Enter]** to select that saved game. Press **[Enter]** to return to the on-screen computer. Press **[Esc]** to return to the game.

**Note.** When you create a new character or load a saved game, your new choice replaces what was your "current game" the last time you played. If you think you might want to return to your current game position, save it before creating a new character or restoring an earlier saved game.

### Mission Briefings

Immediately prior to every mission, you will be briefed about your objectives and available resources on that mission. You may get information during organized briefings, when your character discusses a mission with others prior to takeoff, or even when you're already in space.

However you find out about the mission, you will usually learn about your objective, your navigation route and your wingman assignment (though some missions are flown solo).

*Tactical Tip:* Don't bother writing down the details of your navigation route—this information is automatically loaded into your ship's computer.

### IN THE COCKPIT

During a *Wing Commander II* campaign, you will fly several types of ships. Though each cockpit has a slightly different arrangement, they all have basically the same screens and provide basically the same information. A picture of each cockpit is provided to allow easy identification of controls and gauges.

### Viewscreen

The viewscreen provides a clear view of space directly ahead of you. A green circle with crosshairs shows where your ship's guns are aimed. Brackets indicate the position of a ship you currently have targeted. Hostile ships have red brackets, friendlies have blue brackets. When other vessels communicate with you, white brackets appear around them. When a target is locked (see **Targeting System**, page 7), the brackets turn into a solid box.

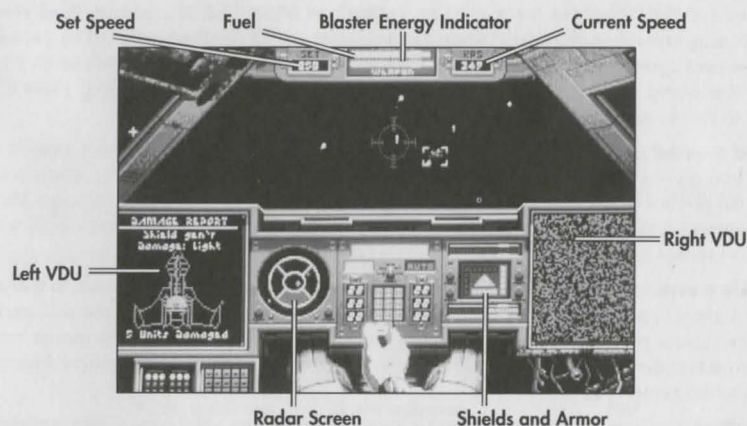
### Radar Display

The circular screen in every cockpit is a radar display. This display, divided into six sections, shows how far you have to rotate to bring a target into your front viewscreen. Radar contacts are displayed as dots. A dot in the outermost ring represents an enemy behind you; the center circle shows the position of enemies ahead of you; and the four middle sections represent enemy positions alongside, above or below you.

The color of each dot indicates what it is: red is for an enemy fighter, blue for a friendly fighter, orange for an enemy capital ship, gray for a friendly capital ship, white for your carrier or home base and yellow for a distress beacon (an ejected pilot or a data capsule or an enemy



## Rapier Cockpit



missile targeted on you). In VGA graphics mode, the shade of the dot indicates its range: the brighter the dot, the closer it is.

*Tactical Tip:* To head toward a target, select the dot on the radar display that represents that target. Maneuver your ship until that dot is centered in the inner-most circle of the display. A dot centered in the radar display represents a ship directly ahead of you in your viewscreen.

### Left VDU (Video Display Unit)

On the left VDU is a profile of your fighter, showing its current status. This display has two modes, for weapons and for other components.

Pressing **[W]** or **[G]** brings up the weapons display. The text at the top of this display tells you what guns and weapon systems are currently active; the graphics below show where the weapons are located and how many remain undamaged. Repeatedly pressing **[W]** cycles through the available weapon systems (missiles, torpedoes and/or chaff pods); **[G]** (for "guns") cycles through the available combinations of blasters. A fighter's blasters can include laser cannon, mass driver cannon, neutron guns and particle cannon. For maximum firepower (and power consumption) the "Full Guns" option fires all of a ship's blasters at once.

For more about blasters and weapon systems, see **Weapons**, page 10.

Repeatedly pressing **[D]** cycles you through screens displaying damage your ship has taken. Most undamaged systems appear in green. Damaged systems are in red, with a description of the system.

**Note.** The first ship you fly, the *Ferret*, is a primitive patrol fighter and has no left VDU. On this fighter, the **[W]**, **[G]** and **[D]** keys have no effect.

### Right VDU

The right VDU displays the Targeting screen, the Navigation screen and the Communications screen.

**Targeting Screen.** Press the **[T]** key to display the Targeting screen. This screen gives the status of the ship you are currently targeting and appears automatically when you fire your ship's guns.

**Navigation Screen.** Press the **[N]** key to display Navigation information and to see how far to the next Nav point.

**Communications Screen.** Press the **[C]** key to bring up the Communication screen, showing both your communications options and, on computer systems with enough expanded memory, incoming video from other ships when they communicate with you.

**Note.** The *Ferret*'s one VDU, in the center, is considered the "right" VDU.

For more about the right VDU functions, see **In-Flight Systems**, beginning below.

### Armor and Shields Indicator

Bars on this screen indicate the status of your ship's armor and shields. These bars diminish as armor and shields take damage. Shields gradually regenerate unless the shield generator is destroyed. Once damage gets through a shield, armor begins taking damage. Armor doesn't regenerate.

### Fuel Indicator

This bar shows how much fuel you have. It becomes shorter as you use up fuel. Afterburners boost speed dramatically, but expend fuel at a ferocious rate, so use them sparingly. If you run out of fuel, you will coast on reserves, unable to use afterburners until you return to base.

### Speed Indicator

There are two speed gauges. "Set Speed" shows the speed your fighter tries to maintain on its own (like a car's cruise control). "KPS" shows your ship's current speed, in kilometers/second.

To increase your speed, press **[+]**. To decrease it, press **[-]**.

For a sudden burst of speed, press **[Tab]** or double click joystick button #2/right mouse button to momentarily ignite your afterburners. The longer you press, the longer they remain lit.

*Tactical Tip:* The safest speed for negotiating asteroid fields is 250 kps.

### Blaster Indicator

This gauge shows the power level of your ship's gun capacitors. Frequent use of guns runs down your power. When you run out of power, your guns stop firing until the capacitors have at least partially recharged. Guns recover power gradually. (Recovery is slowed if your shields are also regenerating.)

### Eject Warning

This light flashes if your ship has sustained significant damage. When the eject warning starts flashing, you must decide how serious the situation is and whether to eject or not. If you decide to eject, press **[Control][E]**. When you eject, you are offered two options: "Replay Mission" and "Continue Story." Selecting Replay Mission sends you back to a point just after you launched so you can try the mission again. Selecting Continue Story sends you to a debriefing (during which you may be chewed out by your superior officer for costing the Confederation a starfighter), but you will live to fight another day.

*Tactical Tip:* In certain circumstances, such as when you and your carrier are deep behind enemy lines, enemy activity makes it impossible to recover ejected pilots. In those cases, ejecting will prove fatal! You will be warned during the mission briefing if it will be too dangerous to eject during the upcoming mission.

## IN-FLIGHT SYSTEMS

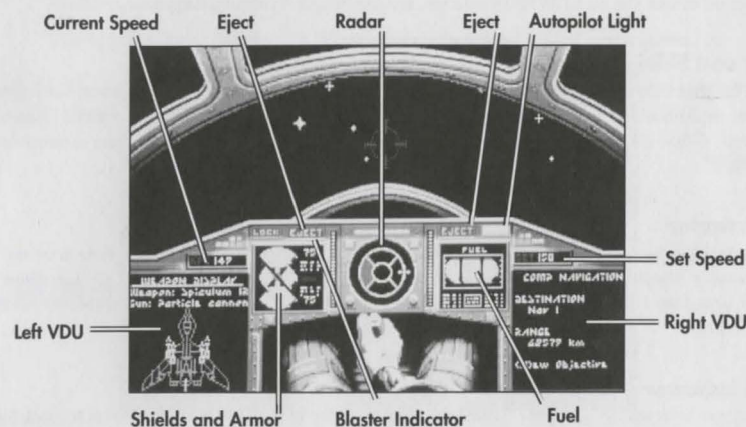
### Targeting System

When the Targeting screen is up (accomplished by pressing **[T]**), it displays a profile of the ship you have targeted, along with any damage the target may have sustained.

When the targeting feature is activated, an enemy ship in your view screen will be automatically targeted. Brackets appear around the enemy ship. You can only target one ship at a time. Normally, you lose the lock on a target you are no longer facing. If you want to keep a target locked even when you are not facing it, press **[L]** to lock onto a target when that target is on the screen. A locked target is indicated by a solid box, rather than the open brackets.



## Sabre Cockpit



You must have your current target locked to use the I.T.T.S. or fire a torpedo. (See **Improved Target Tracking System**, page 12, or **Torpedoes**, page 11, for more information.)

**Tactical Tip:** If you've just dispatched an enemy in the midst of a crowded dogfight, and you don't want to divert your attention from the viewscreen to look at the radar, just set your fighter into a spin or tight turn. Out of the corner of your eye, you can see whenever the right VDU switches from its neutral status to the Targeting screen. Even if the next target is just out of sight, (left, right, up or down from where you are currently looking), the Targeting screen will come up and you'll know you are facing an enemy.

## Navigation System

When you press **[N]** to enter Navigation Mode, the Nav screen shows your currently selected Nav point and the distance you must travel to reach that objective. Pressing **[N]** a second time brings up the full-screen Navigation map, so that you can give it a good look. While you view the Nav map, game time is suspended—you can study the mission in as much detail as you want, for as long as you want.

Each mission you fly consists of several objectives at different Nav points. Using the keyboard, joystick or mouse, you can move the pointer to any Nav point in your current mission. When you point at something, it will be highlighted, and notes about it appear on the right side of the Nav map. You can also scroll through the Nav points (and the information about them) by repeatedly pressing **[N]**. Pressing **[Enter]** exits you from Navigation Mode and returns you to the cockpit screen.

The last Nav point you highlighted becomes your new destination. Also, when you reach a Nav point, the navigation computer intelligently (and automatically) selects the next assigned Nav point for you. You can either fly there manually or activate the autopilot and let it take you to your next objective (see **Autopiloting System**, below).

**Tactical Tip:** The Nav map is drawn in only two dimensions, so it is possible for your ship to appear to be right on a Nav point while your ship's systems indicate that you are thousands of kilometers away from your objective. This simply means that you are "above" or "below" the Nav point.

## Autopiloting System

When you activate Navigation Mode, a white cross appears on your radar display and in your heads-up display. Both crosses represent the location of the current selected Nav point relative to your starfighter. To reach your selected Nav point, maneuver your ship until these crosshairs are centered in their respective displays. (Centering one centers the other automatically.) Keep the crosshairs centered and you will eventually reach your destination.

In practice, you will want to shorten the trip by activating the autopilot. If there are no hazards (enemy ships, asteroids or mines) in the area, the autopilot light (marked "auto") goes on. Press **[A]** to elect autopilot. Your ship, wingman and any escorted ships form up and proceed to the Nav point automatically as a group.

Autopilot automatically disengages a few thousand meters from your destination. It also disengages when you encounter enemy vessels or hazards (asteroids, etc.), allowing you to deal with them.

## Communications System

Press **[C]** to activate the Communication screen. This presents you with a numbered list of potential recipients for your message.

Select a receiver by pressing the corresponding number key, and a second numbered menu appears listing the messages you can send to that person. To send the message, press the appropriate number key.

The communications system checks your current situation and determines who you can communicate with and what messages you can send. If there is only one pilot who can receive your communication, no menu is presented and the message goes to the sole eligible recipient.

When other pilots send a message to you, a white box appears around their ship in your viewscreen. Their messages appear at the top of the screen, unless you have a digitized sound board supported by *Wing Commander II* and have installed the optional *Speech Accessory Pack* (sold separately). In that case, you will actually be able to hear their radio messages directly.

To exit Communications, press **[C]** or **[Esc]**.

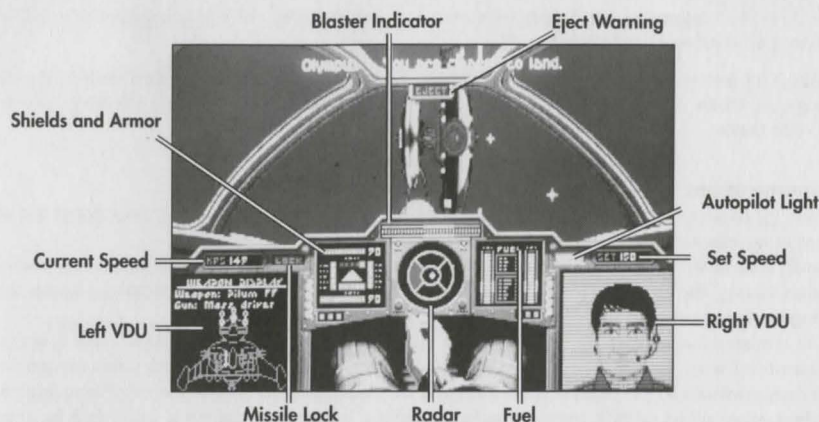
**Tactical Tip:** The most frequently used messages can be sent instantly, without entering Communications mode, simply by pressing **[Alt]** and a single letter key simultaneously. These **[Alt]** key combinations are listed below.

**Wingman Orders.** Wingmen sometimes disobey, but you can give them the following orders:

- **Break and Attack** (**[Alt][B]**). A command to leave formation and engage enemy fighters within 12,000 meters. Your wingman will not attack a capital ship until you do. (See "Attack My Target" command, below.)
- **Keep Formation** (**[Alt][F]**). Denies a wingman's request to break and attack on his own initiative. This only applies to a wingman who is currently in formation.
- **Form on My Wing** (also **[Alt][F]**). Tells your wingman to return to formation and follow your vessel. This only applies to a wingman who has broken formation, either to attack or to return to base.
- **Return to Base** (no **[Alt]** key combination). A command instructing your wingman to immediately head for home. If this order is obeyed, your wingman won't be available to help you for the duration of this mission.
- **Help Me Out Here** (**[Alt][H]**). A command to your wingman to engage the enemy attacking you.
- **Attack My Target** (**[Alt][A]**). A command telling your wingman to engage the enemy you have currently targeted. This is the only way your wingman will attack an enemy capital ship, but remember that certain capital ships can only be attacked with torpedoes—if your wingman won't be able to harm a target, he'll refuse this command.
- **Keep Radio Silence** (no **[Alt]** key combination). A command telling your wingman to send no messages until you send a "Broadcast Freely" message.
- **Broadcast Freely** (no **[Alt]** key combination). Allows your wingman to talk to you. This negates "Keep Radio Silence."
- **Damage Report** (**[Alt][D]**). If possible, your wingman broadcasts to you a damage display of his ship, which appears in the right VDU. This display remains on and is constantly updated until you press **[T]** or **[N]**, at which point the link is broken.



## Broadsword Cockpit



**Taunting the Enemy.** When you have an enemy ship targeted, you can activate Communications to bring up a menu of taunts. Select one of these and your insult is sent to the target. You can send a random taunt by pressing **[Alt T]**.

*Tactical Tip: Taunts sometimes attract enemy ships to you, drawing fire away from a ship you are protecting, or perhaps saving a wingman whose ship has been damaged.*

## Weapons

Depending upon which ship you're flying, you may have blasters, chaff pods, missiles and/or torpedoes available to you. In larger ships, like the *Broadsword* and the *Sabre*, you can switch from the front viewscreen to turrets positioned at the sides and rear of the ship. Each weapon type serves a different purpose and is used in a somewhat different manner than the others.

**Blasters.** These are the basic spacecraft weapons. To fire your blasters, line the target up in the green crosshairs on your viewscreen and press joystick button #1, the left mouse button or **[Spacebar]**.

**Chaff Pods.** To use a chaff pod, press **[W]** until the pod is selected. Then press **[Enter]** or both fire buttons to drop the pod, as if it were a missile. The pod falls behind your ship, and all enemy missiles targeted on your ship fly toward the chaff pod instead of toward you.

*Tactical Tip: Be sure to drop the pod at the last possible instant and kick in your afterburners. Don't wait too long, or you'll be in the missile's blast radius anyway. Use chaff near the beginning of a large dogfight, when there are several missiles targeted on you—it works on every enemy missile at once! When there's just one missile coming in, you're usually better off dodging, or just taking the hit, than using up one of your precious chaff pods.*

**Missiles.** There are four missile types—Dumb Fire, Heat-Seeking, Image Recognition and Friend or Foe. Press **[W]** until the missile you want is selected. Then fire by pressing both joystick or mouse buttons simultaneously or by pressing **[Enter]** on the keyboard.

- With the *Dumb Fire* missile, you line up a target by eye, then fire.

- The *Heat-Seeking* missile automatically locks on a target when you're on his tail. When lock is possible, a red circle (the lock indicator) appears on your viewscreen. Maneuver until this is positioned on your target. When the lock indicator blinks and the words "Missile Locked" appear in the right VDU screen, fire the missile.

- The *Image Recognition* missile automatically locks on a target when you've held it in the viewscreen for a few seconds. Wait until the red, circular lock indicator blinks, then fire.

- The *Friend or Foe* missile automatically targets the nearest enemy ship. When launched, it seeks out the closest enemy (or the nearest ship with a damaged communication system!).

**Torpedoes.** Capital ships are equipped with special shields that are invulnerable to the weapons fighters normally carry. Special missiles called *torpedoes* are necessary to penetrate these shields.

To fire a torpedo, press **[W]** until the torpedo is selected. Then press **[L]** to lock the target ship. If the target is a valid torpedo target, the lock indicator will slowly move toward the target. From this point onward, until you complete the lock, you must not maneuver your ship too quickly. There's a little leeway, but you must fly mostly straight toward the target—any significant deviation will break the lock, forcing you to start all over again. (For this reason, only turret-equipped ships, the *Sabre* and *Broadsword*, carry torpedoes, even though any of the other fighters could theoretically handle the missiles.)

When the lock is complete, the red targeting crosshairs begin to flash. At that point, press **[Enter]** (or both joystick- or mouse-buttons) to launch the torpedo. A single torpedo will generally kill a freighter or corvette, unless the target's flak cannon shoot down the incoming missile. It takes one or two torpedoes to get through the armor on the larger capital ships, followed by another torpedo or two into the now-unprotected side to finish the ship off.

*Tactical Tip: Once you start the torpedo run, reduce your set speed and switch to the turrets. Your autopilot will keep a straight course and will inform you when the torpedo lock is complete. If there is any enemy fighter cover, your only defense during the torpedo run will be your turrets.*

## Turrets (Broadsword, Sabre).

Two of the ships you fly, the *Broadsword* and the *Sabre*, have multiple guns. In addition to the standard complement of front-firing weapons, the *Sabre* has a turret in the back, and the *Broadsword* has three turrets (one to the rear, one to the left and one to the right).

To access a turret, use the view keys (**[F2]** - **[F4]**):

**[F2]** Switches you to the *Broadsword's* left turret

**[F3]** Switches you to the *Broadsword's* right turret

**[F4]** Switches you to the *Broadsword* or *Sabre's* rear turret

From the turret, you can fire turret-mounted blasters and use the tractor beam.

**Blasters.** When you switch to a turret, your ship goes on autopilot—flying straight as possible while attempting to avoid ships and other obstacles. The joystick (or mouse or keyboard) now controls the horizontal and vertical movement of the turret. White tick marks on the turret's radar screen indicate the limits of turret movement. When a white line is centered in the radar screen, you have rotated the turret as far as it will go in a given direction.

As in the front viewscreen, crosshairs appear in the middle of the turret screen. Center your target in the crosshairs and press joystick button #1, the left mouse button or **[Spacebar]** to fire. As you fire, your blaster indicator shows the power level of your ship's gun capacitors. When you run out of power, your guns stop firing until the capacitors have at least partially recharged.

**Tractor Beam.** In addition to standard turret-mounted weapons, the turrets in the *Broadsword* and *Sabre* are equipped with a new device—a tractor beam.

First, maneuver next to the target and match speeds with it. Access the rear turret as



described above and press **G** to change from your active weapon to the tractor beam. Line the target up in the crosshairs and press the fire button. As long as you keep the target centered in the crosshairs, it will be pulled closer and closer to your ship. If the target moves too far from the center, it is lost and the beam shuts off.

Once the item has been pulled close enough to the ship, an animated sequence is triggered, showing the retrieval of the item. You then return automatically to the front viewscreen and control of the ship returns to you.

## Other Functions

**Alternate Camera Views.** You start each mission with a view from inside your ship's cockpit. From the front view-screen, you can use the function keys (**F1** - **F9**) to view the action from a variety of angles:

- **F1** (Cockpit View). Returns you to the forward view from any other view.
- **F2** (Left), **F3** (Right), **F4** (Rear). These views allow you to look out the left and right sides of your ship as well as out the rear. Good for tracking your wingman and spotting enemy ships during dogfights.
- **F3** (Chase Plane View). Puts the camera directly behind your ship. Hold **F5** down to cycle between following your ship closely and hanging back a little. This is a good view for flying through asteroid fields.
- **F6** (Battle View). Displays a long-distance view of an entire battle.
- **F7** (Tactical View). Always keeps you and the ship you have targeted (or the most significant threat) in view.
- **F8** (Missile Camera View). Gives you a missile's eye view of the action. Select this option and the camera tracks the next missile you fire to its target.
- **F9** (Tailing View). Positions the camera behind any ship in the area. Press **F9** repeatedly to change ships.

**Improved Target Tracking System.** The Improved Target Tracking System (I.T.T.S.) is a feature available in the most advanced fighters, such as the *Epee* and *Sabre*. This advanced targeting system calculates the amount you must lead your target in order to maximize the chance of a hit.

When you lock onto a target while flying an I.T.T.S.-equipped ship, a special red cross appears on the screen. Keep this cross inside your main crosshairs and you will be virtually guaranteed to hit the target, unless the target is particularly quick and evasive.

**Jumping Out.** A hyperspace jump is the quickest way to travel from one part of the universe to another. Of the ships you fly, only the *Broadsword* bomber is capable of making such a jump. Press **J** at a jump point and your *Broadsword* jumps to another jump point. This works *only* at a jump point and the destination of each jump point is predetermined; your briefing officer will tell you whether jump points are available and your Nav map shows you where they are.

**Pause.** If the action gets too hot or the outside world intrudes, press **P** to pause the game. Press any key or button to resume play.

**Replay.** Press **R** any time you're in the cockpit of your ship to watch the Instant Replay. Replay records everything automatically, from the time you begin a dogfight until you leave the area or press **R**. You can only watch a replay once. Action stops while you watch. Once you've seen the sequence, the "gun camera" resets and you return to the game. Pressing **R** again only replays what took place since the end of the last replay sequence. You cannot save replay sequences.

If you want to end a replay sequence and return to the cockpit, hit **Esc**.

Depending upon when you activate it, this replays all of your actions since:

- 1) the beginning of the mission;
- 2) the last time you came out of autopilot;

3) or the last time you watched the Replay.

While in Replay mode, the current mission freezes. The default Replay view is the Chase Plane View (**F5**), but you can switch to most of the other camera views during a Replay. However, the Missile Camera View (**F8**) is disabled.

**Note:** Instant Replay requires expanded memory and is not available on systems that lack the appropriate software and/or hardware. See **Memory Usage** in the **Install/Configuration Guide** for more details.

## DYING

If you die in the course of a mission, you are given two options: "Replay Mission" and "Continue Script." Replay Mission sends you back to the moment just after you launched, allowing you to try the mission again. Continue Script allows you to watch your character's funeral. The game then begins again, allowing you to start from scratch or load a saved game.

## LANDING

If you complete your mission successfully, head back to base. At the base, target the ship upon which you want to land (*don't fire!*) and use the Communications system to signal the ship's traffic control officer to "Request Landing."

Often, if you follow your mission plan, the mission will end automatically at this point and you don't have to worry about coming in for a landing—the carrier's automatic landing system handles that for you. At other times, particularly when there are enemy ships present or you're trying to abort your mission, go through the following procedure to land:

After you request landing, the carrier's traffic control officer decides whether you will be allowed to land. To land, the space around the carrier must be free of enemy ships and one of the following must be true:

- 1) you have traveled to any Nav point;
- 2) you have achieved any mission objective;
- 3) you have killed at least one enemy ship; or
- 4) you have taken a large amount of damage.

If you are cleared to land, you must pilot your ship in close to your destination. Once you're close enough, the carrier's automatic landing system takes over, ending your mission.

If your landing request was denied, check to see if any enemy ships are around. If so, you must destroy them before landing. If not, you haven't fulfilled any of the above conditions and must continue the mission until you fulfill at least one.

Landing, whether automatic or upon request, takes you back to the hangar, where you can see any damage your ship has sustained. From the hangar, you go to a debriefing. This may be quite formal, with staff officers present, or informal, possibly during a casual conversation with another character.

After the debriefing, you are placed in the barracks scene again, and you may continue the story or exit to DOS.



# JOAN'S FIGHTING SPACECRAFT

## 2664.128 UPDATE

Since the last edition of *Joan's Fighting Spacecraft*, several new Kilrathi ship-types have been encountered and several new Confederation craft have been added to the fleet. The 2664.128 Update provides a description of each spacecraft you are likely to fly or encounter in the current conflict, followed by notes on the offensive and defensive systems currently active in the Terran-Kilrathi conflict. This material could mean the difference between a successful mission and a quick death.

Though most of the information presented in *Joan's* evaluations is self-explanatory, some data types may require additional explanation. (The following text is reprinted here with the permission of Ivan Borger, Jr., publisher of *Joan's Fighting Spacecraft*):

### DATA TYPE EXPLANATIONS

#### Maximum Velocity/Cruise Velocity

These are the settings for the ship's governors. This is always a relative velocity; a ship's computer calculates it relative to (a) the flagship, (b) an escorted vessel, (c) a nearby planetary body, (d) a Confederation beacon or (e) a value derived from radar positions of all visible ships. Velocity is expressed in kilometers per second (kps). The higher the values, the faster the ship.

#### Acceleration

This shows the *Joan's* evaluation of the ship's acceleration rate, described as "Bad," "Poor," "Average," "Good" or "Excellent."

#### Maximum Yaw, Pitch and Roll\*

These characteristics, measures of a spacecraft's maneuverability, are expressed in degrees per second (dps). The higher the number, the more maneuverable the ship.

\* Yaw—ability of a ship to turn to the right or left. Pitch—ability to change direction up or down. Roll—ability to rotate around the length-wise axis.

#### Ship's Armor

*Joan's* evaluation of a ship's defensive armor is expressed in centimeters thickness of Durasteel. Fore and aft shields are given in values equivalent to centimeters thickness of Durasteel. The effectiveness of phase shields is classified—listings indicate which capital ships are equipped with these technological wonders, but no Durasteel equivalents are provided. The higher the shield and/or armor rating, the better.

## CONFEDERATION FIGHTERS

### P-64C Ferret

Class	Patrol Fighter
Length	10.2 meters
Maximum Velocity	500 kps
Cruise Velocity	360 kps
Acceleration	Good
Max. Yaw, Pitch, Roll	8 dps
Mass	10.5 tonnes

#### Ship's Weapons

Mass Drivers (2)

#### Ship's Armor

Fore and Aft Shield	6 cm equivalent each
Front and Rear	6.5 cm each
Right and Left	4.5 cm each

side

top

### F-54C Epee

Class	Light Attack Fighter
Length	12.4 meters
Maximum Velocity	480 kps
Cruise Velocity	250 kps
Acceleration	Excellent
Max. Yaw, Pitch, Roll	10 dps
Mass	13 tonnes

#### Ship's Weapons

Particle Cannon (2)	Dumb Fire Missiles (2)
Heat-Seeking Missiles (2)	

#### Ship's Armor

Fore and Aft Shield	6 cm equivalent each
Front and Rear	3.5 cm each
Right and Left	3 cm each

side

top

### F-44G Rapier

Class	Medium Attack Fighter
Length	19.0 meters
Maximum Velocity	450 kps
Cruise Velocity	250 kps
Acceleration	Excellent
Max. Yaw, Pitch, Roll	10 dps
Mass	15 tonnes

#### Ship's Weapons

Laser Cannon (2)	Dumb Fire Missiles (2)
Particle Cannon (2)	Heat-Seeking Missiles (2)
Chaff Pod (1)	Friend or Foe Missiles (2)

#### Ship's Armor

Fore and Aft Shield	8 cm equivalent each
Front and Rear	6.5 cm each
Right and Left	5 cm each

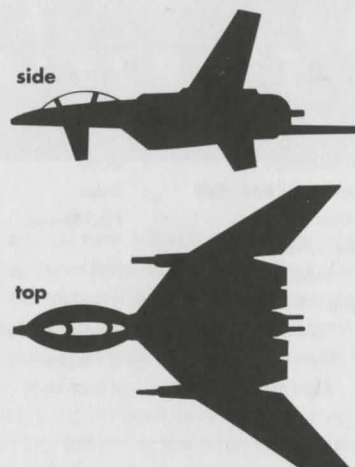
side

top




## F-57A Sabre

<i>Class</i>	Heavy Attack Fighter
<i>Length</i>	23.6 meters
<i>Maximum Velocity</i>	400 kps
<i>Cruise Velocity</i>	220 kps
<i>Acceleration</i>	Excellent
<i>Max. Yaw, Pitch, Roll</i>	8 dps
<i>Mass</i>	22 tonnes
<i>Ship's Weapons</i>	
Particle Cannon (2)	Image Rec. Missiles (4)
Mass Drivers (2)	Friend or Foe Missiles (2)
Chaff Pods (1)	Dumb Fire Missiles (2)
<i>Turret</i>	
Neutron Guns (2)	
<i>Ship's Armor</i>	
Fore and Aft Shield	10 cm equivalent each
Front and Rear	16 cm each
Right and Left	11 cm each



## A-17D Broadsword


<i>Class</i>	Heavy Bomber
<i>Length</i>	36.0 meters
<i>Maximum Velocity</i>	320 kps (jump capable)
<i>Cruise Velocity</i>	150 kps
<i>Acceleration</i>	Poor
<i>Max. Yaw, Pitch, Roll</i>	5 dps
<i>Mass</i>	100 tonnes
<i>Ship's Weapons</i>	
Torpedoes (4)	Friend or Foe Missiles (3)
Mass Driver Cannon (3)	
<i>Turrets (3)</i>	
Neutron Guns (2 per)	Tractor Beam (1 to rear)
<i>Ship's Armor</i>	
Fore and Aft Shield	18 cm equivalent each
Front and Rear	15 cm each
Right and Left	13 cm each



## CONFEDERATION CAPITAL SHIPS

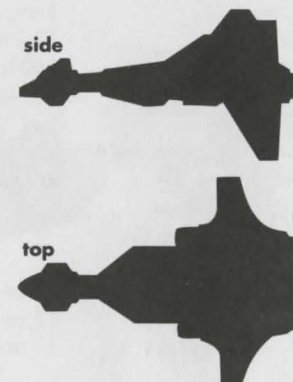
### Gilgamesh

<i>Class</i>	Destroyer
<i>Length</i>	312.1 meters
<i>Maximum Velocity</i>	250 kps
<i>Cruise Velocity</i>	150 kps
<i>Acceleration</i>	Poor
<i>Max. Yaw, Pitch, Roll</i>	2 dps
<i>Mass</i>	10,000 tonnes
<i>Ship's Weapons</i>	
Flak Cannon (2)	Anti-Matter Guns (2)
<i>Ship's Armor</i>	
Fore and Aft Shield	Phase Shields
Front and Rear	250 cm each
Right and Left	200 cm each




### Waterloo

<i>Class</i>	Cruiser
<i>Length</i>	503.9 meters
<i>Maximum Velocity</i>	200 kps
<i>Cruise Velocity</i>	100 kps
<i>Acceleration</i>	Poor
<i>Max. Yaw, Pitch, Roll</i>	1 dps
<i>Mass</i>	19,500 tonnes
<i>Ship's Weapons</i>	
Flak Cannon (3)	Anti-Matter Guns (4)
Light complement of fighters	
<i>Ship's Armor</i>	
Fore and Aft Shield	Phase Shields
Front and Rear	300 cm each
Right and Left	250 cm each



### Concordia

<i>Class</i>	Confederation
<i>Length</i>	983.7 meters
<i>Maximum Velocity</i>	100 kps
<i>Cruise Velocity</i>	50 kps
<i>Acceleration</i>	Bad
<i>Max. Yaw, Pitch, Roll</i>	1 dps
<i>Mass</i>	73,000 tonnes
<i>Ship's Weapons</i>	
Flak Cannon (3)	Anti-Matter Guns (8)
Phase-Transit Cannon	
Full complement of fighters	
<i>Ship's Armor</i>	
Fore and Aft Shield	Phase Shields
Front and Rear	500 cm each
Right and Left	400 cm each






## CONFEDERATION SUPPORT SHIPS


### Free Trader

Class	Transport (civilian)
Length	83.0 meters
Maximum Velocity	150 kps
Cruise Velocity	100 kps
Acceleration	Poor
Max. Yaw, Pitch, Roll	2 dps
Mass	2,000 tonnes
Ship's Weapons	
Flak Cannon (1)	
Ship's Armor	
Fore and Aft Shield	10 cm equivalent each
Front and Rear	9 cm each
Right and Left	7 cm each



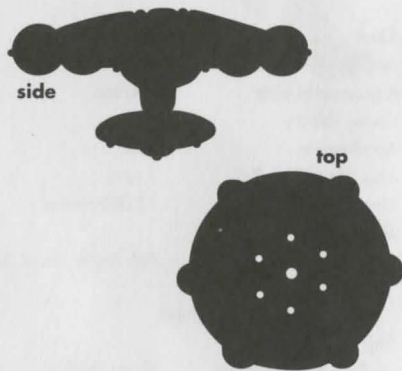
### Clydesdale

Class	Transport (military)
Length	73.3 meters
Maximum Velocity	150 kps
Cruise Velocity	100 kps
Acceleration	Bad
Max. Yaw, Pitch, Roll	2 dps
Mass	4,000 tonnes
Ship's Weapons	
Flak Cannon (2)	
Ship's Armor	
Fore and Aft Shield	25 cm equivalent each
Front and Rear	12 cm each
Right and Left	11 cm each



### Star Base

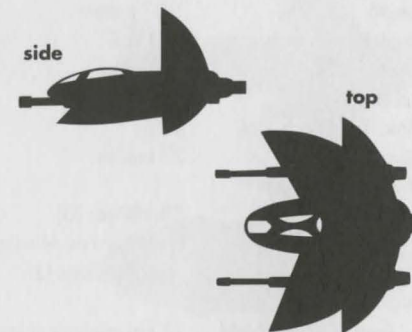
Class	Space Station
Radius	1,200 meters
Maximum Velocity	10 kps
Cruise Velocity	10 kps
Acceleration	Poor
Max. Yaw, Pitch, Roll	NA
Mass	230,000 tonnes
Ship's Weapons	
Flak Cannon (4)	
Full complement of fighters	
Ship's Armor	
Fore and Aft Shield	Phase Shields
Front and Rear	700 cm each
Right and Left	700 cm each



## KILRATHI FIGHTERS

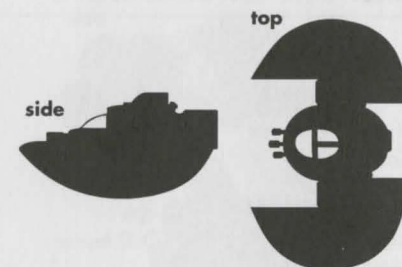
### Sartha

Class	Light Fighter
Length	8.3 meters
Maximum Velocity	400 kps
Cruise Velocity	220 kps
Acceleration	Good
Max. Yaw, Pitch, Roll	4 dps
Mass	12.5 tonnes
Ship's Weapons	
Neutron Guns (2)	Dumb Fire Missile (1)
Ship's Armor	
Fore and Aft Shield	5 cm equivalent each
Front and Rear	4 cm each
Right and Left	3 cm each



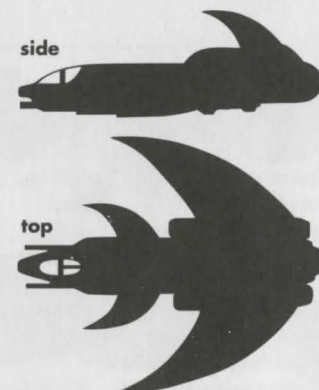
### Drakhri

Class	Medium Fighter
Length	11.7 meters
Maximum Velocity	400 kps
Cruise Velocity	200 kps
Acceleration	Good
Max. Yaw, Pitch, Roll	7 dps
Mass	14 tonnes
Ship's Weapons	
Laser Cannon (3)	Chaff Pod (1)
Dumb Fire Missiles (4)	
Ship's Armor	
Fore and Aft Shield	5.5 cm equivalent each
Front and Rear	4 cm each
Right and Left	3.5 cm each



### Jalkehi

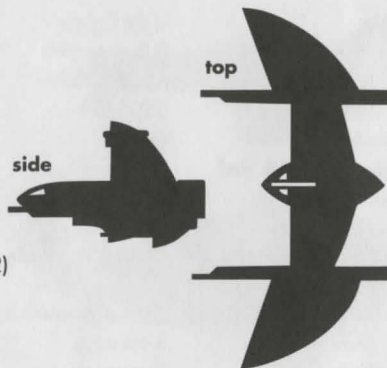
Class	Heavy Fighter
Length	25.2 meters
Maximum Velocity	360 kps
Cruise Velocity	200 kps
Acceleration	Average
Max. Yaw, Pitch, Roll	2 dps
Mass	20 tonnes
Ship's Weapons	
Particle Cannon (1)	Image Recognition Missiles (4)
Laser Cannon (4)	Dumb Fire Missile (1)
Turret	Neutron Gun (1)
Ship's Armor	
Fore and Aft Shield	15 cm equivalent each
Front and Rear	13 cm each
Right and Left	11 cm each






## Grikath

<i>Class</i>	Heavy Fighter
<i>Length</i>	17.7 meters
<i>Maximum Velocity</i>	330 kps
<i>Cruise Velocity</i>	200 kps
<i>Acceleration</i>	Bad
<i>Max. Yaw, Pitch, Roll</i>	3 dps
<i>Mass</i>	27 tonnes
<i>Ship's Weapons</i>	
Torpedoes (3)	Chaff Pods (3)
Neutron Guns (3)	Friend or Foe Missiles (2)
<i>Turret</i>	Neutron Guns (2)
<i>Ship's Armor</i>	
Fore and Aft Shield	17 cm equivalent each
Front and Rear	16 cm each
Right and Left	14 cm each




## KILRATHI CAPITAL SHIPS

<i>Class</i>	Corvette
<i>Length</i>	135 meters
<i>Maximum Velocity</i>	200 kps
<i>Cruise Velocity</i>	100 kps
<i>Acceleration</i>	Poor
<i>Max. Yaw, Pitch, Roll</i>	3 dps
<i>Mass</i>	1,300 tonnes
<i>Ship's Weapons</i>	
Flak Cannon (3)	Image Rec. Missiles (6)
Torpedoes (4)	
<i>Ship's Armor</i>	
Fore and Aft Shield	Phase Shields
Front and Rear	300 cm each
Right and Left	280 cm each




<i>Class</i>	Destroyer
<i>Length</i>	394.2 meters
<i>Maximum Velocity</i>	250 kps
<i>Cruise Velocity</i>	150 kps
<i>Acceleration</i>	Poor
<i>Max. Yaw, Pitch, Roll</i>	1 dps
<i>Mass</i>	11,000 tonnes
<i>Ship's Weapons</i>	
Flak Cannon (2)	Anti-Matter Cannon (2)
Light complement of fighters	
<i>Ship's Armor</i>	
Fore and Aft Shield	Phase Shields
Front and Rear	500 cm each
Right and Left	500 cm each




## Fralthra

<i>Class</i>	Cruiser
<i>Length</i>	612.0 meters
<i>Maximum Velocity</i>	150 kps
<i>Cruise Velocity</i>	100 kps
<i>Acceleration</i>	Poor
<i>Max. Yaw, Pitch, Roll</i>	1 dps
<i>Mass</i>	20,500 tonnes
<i>Ship's Weapons</i>	
Flak Cannon (3)	Anti-Matter Guns (3)
Light complement of fighters	
<i>Ship's Armor</i>	
Fore and Aft Shield	Phase Shields
Front and Rear	700 cm each
Right and Left	600 cm each

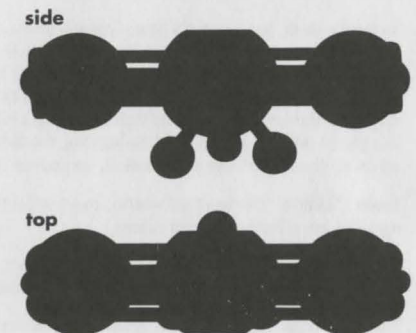


## KILRATHI SUPPORT SHIPS

<i>Class</i>	Transport (military)
<i>Length</i>	95.0 meters
<i>Maximum Velocity</i>	200 kps
<i>Cruise Velocity</i>	100 kps
<i>Acceleration</i>	Poor
<i>Max. Yaw, Pitch, Roll</i>	2 dps
<i>Mass</i>	5,000 tonnes
<i>Ship's Weapons</i>	
Flak Cannon (2)	
<i>Ship's Armor</i>	
Fore and Aft Shield	19 cm equivalent each
Front and Rear	17 cm each
Right and Left	16 cm each



<i>Class</i>	Space Station
<i>Length</i>	806.3 meters
<i>Maximum Velocity</i>	NA
<i>Cruise Velocity</i>	NA
<i>Acceleration</i>	NA
<i>Max. Yaw, Pitch, Roll</i>	NA
<i>Mass</i>	40,000 tonnes
<i>Ship's Weapons</i>	
Flak Cannon (2)	
Light complement of fighters	
<i>Ship's Armor</i>	
Fore and Aft Shield	Phase Shields
Front and Rear	400 cm each
Right and Left	300 cm each




## Dorkathi

## Supply Depot

## K'tithrak Mang

Class	Space Station
Radius	1,100 meters
Maximum Velocity	NA
Cruise Velocity	NA
Acceleration	NA
Max. Yaw, Pitch, Roll	NA
Mass	240,000 tonnes
Ship's Weapons	
Flak Cannon (4)	Anti-Matter Guns (2)
Full complement of fighters	
Ship's Armor	
Fore and Aft Shield	Phase Shields
Front and Rear	700 cm each
Right and Left	700 cm each



## WEAPONS OF THE TERRAN AND KILRATHI FLEETS

### OFFENSIVE SYSTEMS

**Dumb Fire Missile.** This is a point-and-shoot weapon with no homing capability. Aim it at a target and hope the target doesn't get out of the way. When possible, dumb fires should be reserved for use in close quarters against slow-moving targets.

**Friend or Foe Missile.** Capable of identifying the distinctive signal broadcast by all Terran ships, the friend or foe locks onto the nearest ship that isn't broadcasting that signal. (This weapon will target friendly ships whose communications systems are damaged.)

**Heat-Seeking Missile.** To use a heat-seeker, park yourself on an enemy's tail, wait for the missile to lock onto its engine and/or exhaust system and then fire. (If the target shakes the heat-seeker, the missile locks onto the nearest heat source, perhaps even your own ship.)

**Image Recognition Missile.** Within seconds, this missile memorizes the ship type in your sights. Once it locks, it doesn't let go, tracking its target until it is outpaced or it hits.

**Torpedo.** Both Terran and Kilrathi capital ships now have phase shield technology that renders missiles and fighter-scale guns useless. Terran scientists developed powerful torpedoes capable of penetrating the new shields; soon thereafter, spies leaked the new technology to the Kilrathi. Torpedoes are not without disadvantages: they can only lock on to capital ships; they are slow and can sometimes be shot down by the target ship or its fighter escort; and they take approximately twenty seconds to determine the phase pattern of the shields, leaving the firing ship vulnerable to attack for extended periods. But when all the conditions are satisfied, torpedoes' large warheads can be very effective.

**Laser Cannon.** The least powerful, most reliable blaster-type weapons, lasers don't inflict much damage, but are effective at long range.

**Mass Driver Cannon.** This blaster is the basic fighter weapon—reliable, accurate at medium range, capable of moderate damage. Heat build-up and power drain are minimal.

**Neutron Gun.** Neutron guns cause the heaviest damage of all blasters, but only at close range. They heat up quickly and consume power at an alarming rate.

**Particle Cannon.** A recent Terran innovation, particle cannon have almost completely replaced neutron

guns in the Confederation Navy. They combine the extended range of lasers with the strong punch of neutron guns.

**Turret.** Many of the heavier fighters are equipped with swivel-mounted neutron guns, to fend off enemy fighters during torpedo runs. These two guns are modified for a higher fire rate but shorter range.

**Anti-Matter Gun.** These huge weapons are found only on capital ships for use against other capital ships. Like torpedoes, they ignore shields, directly attacking armor. Anti-matter guns are slow to aim and cannot readily be used against fighter-sized craft, but a single shot can vaporize a fighter. Be sure to stay out of the fire lanes between two warring cruisers!

**Phase-Transit Cannon.** This weapon actually forms the keel of the new Terran *Confederation*-class dreadnought; it is too large to be mounted on any other ship in the Confederation Navy. The phase-transit cannon bypasses shields and is capable of destroying any ship with a single shot. It is a refinement of a similar weapon found in the wreckage of the *Sivar*, the Kilrathi dreadnought that single-handedly destroyed the Goddard colony in 2654. Presumably the Kilrathi have more *Sivar*-class dreadnoughts, but none have been spotted since that first appearance.

### DEFENSIVE SYSTEMS

**Chaff Pod.** The Confederation recently developed chaff pods, sophisticated electronic devices that fool enemy missiles into diverting away from your ship. There are some drawbacks to chaff pods, of course. You must deploy chaff pods at the last moment before missile impact, because the pods' effect lasts only a short while. Chaff only works on missiles that are *currently* targeted on your ship; any missiles launched after you drop the pod aren't fooled. Finally, chaff doesn't destroy the enemy missile, it simply diverts it. If you're too close to the chaff when the missile hits it, you might take damage anyway. It's best to be moving at least 150 kps when you drop a pod.

**Flak Cannon.** Fighters provide the bulk of a capital ship's defenses, but the largest ships also lay down heavy flak barrages that can bring down any fighter. In addition, flak cannon are used for point-defense against torpedoes.

**Phase Shield.** The latest in defense technology, these capital ship shields are impervious to damage from all fighter-mounted missiles and guns. Torpedoes are the only fighter-mounted weapons capable of getting through. Unfortunately, the number of torpedoes available to Terran Confederation forces is low. Pilots are advised to use them wisely.

### OTHER SYSTEMS

**"Stealth Technology."** Rumors of Kilrathi stealth fighters, invisible to human or instrument detection, are completely unfounded. Such technology is far beyond the capabilities of Confederation or Kilrathi scientists.

**Tractor Beam.** A tractor beam locks onto a small target (an ejected pilot, for example), pulling it to your ship. The tractor beam is a vital tool in search-and-rescue missions.



## WING COMMANDER, BOOK ONE:

# FREEDOM FLIGHT



BY MERCEDES LACKEY AND ELLEN GUON

*And now, an excerpt from the first Wing Commander novel, Freedom Flight (published by Baen Books in December, '92, and available at your nearest bookstore or by mail through ORIGIN). Join Hunter, K'Kai, Ralgha nar Hhallas and his sworn aide Kirha, as they challenge the Emperor's might, to free a world!*

The interrogator's lip curled in a contemptuous snarl. "The traitor is silent. He cannot even speak in his own defense! This is not a highborn lord of Kilrah, but a carrion-eater!"

Standing before the interrogator, Lord Ralgha nar Hhallas stared relentlessly at his enemy. A green haze fogged Ralgha's eyes, the mist of rage, and he fought to contain it, forcing his fur to lie flat, his ears to remain erect, his eyes to remain wide open and without guile. He won the battle with his instincts and emotions, as he had won the eight eights of similar battles during the past few hours. His vision came clear again, and the urge to tear out the throats of his enemies — any enemies — subsided. He knew by the relaxed posture of the burly guards watching him that he had not betrayed himself by so much as a tail-twitch.

*So does age and experience deceive youth and vigor.*

Had he been in charge of this interrogation, he would have had his captive wired and monitored. Perhaps he should be glad that someone like him was not in charge. But blood

would tell, and breeding; that was a truism. Breeding would carry him through this. He had to believe that.

A whisper of sound from the shadow-shrouded figure seated at the end of the room. "Can he be trusted, Commander?"

Ralgha nar Hhallas stiffened to attention, the hair of his ruff and spine rising despite his efforts to make it lie flat, uncertain whether he was going to survive the next few moments. He had seen this shadowy room before, and had walked through the carved stone corridors of Imperial Intelligence Headquarters on Ghorah Khar many times, but always as Lord Ralgha nar Hhallas, Captain of the *Ras Nik'hra*, a *Fralthi*-class cruiser that had fought in many battles for the glory of the Emperor of Kilrah.

Now, for the first time, he saw these walls through other eyes...as a prisoner. An interesting experience — if he lived through it.

Ralgha had stood in the center of this room for over five hours now, answering every question placed to him, patiently managing to keep his temper despite the taunts of the interrogators. That was their job, after all; to make him lose his temper, to prove that he was a traitor by angry word or action. They dared not lay paw to him; he was too high of rank for *lerkrath*, interrogation by drugs, or *kalkrath*, interrogation by torture. Only the Emperor himself could decree questioning a Thrakh'ra lord by needle or knife. But they could deliberately try to provoke him, to invoke the killing-rage that lay close to the surface of every Kilrathi's mind — and if he lost control even for an instant, if he neglected to remain in the military-submissive posture, if he forgot that he was, temporarily, the lowest-ranked Kilrathi in the room, he would prove that he was a traitor. Even now, the two burly Imperial guards watched him carefully, in case he should try to make any kind of movement — either to escape or harm Jahkai, the commander of Imperial Security, or to make an attempt on the life of the other, even more important Kilrathi in this room, the one seated in the shadows.

Jahkai was watching him with eyes narrowed to slits with his concentration. As well he might. There was more to this than the questioning of a possible traitor; more than a conflict between two male Kilrathi. Ralgha had hated Jahkai since they had first met years ago.

The lowborn brute had pretended to noble airs at a troop review, bringing shame on the highborn present, that he had dared to imitate his betters. And there was no hiding the fact that Jahkai was lowborn; one merely had to look at him, and see the mottled, mingled colours of his coarse fur marking him as *Kilra'hra*, a commoner. So very unlike Ralgha's own sleek pelt, bright with the colours and sharply distinct patterns of one of the highest-born families in the Empire. Even the blunt shape of Jahkai's muzzle, the flatness of his head, and the blunted teeth of one who was not a hunter showed his lowborn breeding.

Ralgha had repaid that shame by shaming Jahkai in his turn, making a mockery of him, then laughing in his face, not realizing then that Jahkai was the commander of Imperial Security for the entire planetary system of Ghorah Khar...

Now the situation was very different. A word from Jahkai could condemn Ralgha to death, lowborn or not, if the other Kilrathi in this room decided that the word was justified. It had all come down to this; the word of an enemy, the record of his achievements, and the judgement of a superior.

This was the most dangerous moment of his life. Nothing else had ever put him into such peril, not even during the battle against the humans for the Vega Sector.

He remembered that conflict with a small warmth of pride, pride he cherished against the anger that sought to consume him. He concentrated on his memories of the hours of maneuvering against the Terran ship, waves of fighter assaults, culminating in the glorious explosion of the *Waterloo*-class ship, the blossoming fireball and drifting debris. The ship had been named the *Leningrad*, he had learned later, and over five hundred humans had



died when it had been destroyed. Five hundred enemies. Five hundred gifts to Sivar, the War God.

He remembered one moment of fear in that battle, seeing a tiny Terran fighter diving toward his ship, knowing that half of their forward cannons were disabled and there was nothing he or his crew could do to stop it...

...then the wing of Imperial *Jalthi* fighters had banked in sharply and destroyed the human ship with a well-aimed volley.

Now Ralgha felt that same paralyzing fear, watching his fate being decided before him, and knowing that there was nothing he could do about it at all.

Again, the purring whisper. "I am waiting for your answer, Jahkai."

Commander Jahkai turned and spoke to the shadowed figure seated in the corner of the room. "My lord, I cannot say. In five hours, we have neither seen nor heard a single hint of treason from Lord Ralgha. But..."

Ralgha stood silently, muscles locked in the rigidity of submissive fear, and wished with all his heart that he was back in the battle for the Vega Sector, commanding the crew of the *Ras Nik'hra* against the Terran fleet. At least then, he had an obvious opponent to fight. Not this shadow-war of loyalties and treason, where a single gesture could result in his immediate death. They would not even grant him the honor of death in combat...he could die in this room, shot like a coward or a prisoner of war, and no one would ever know....

"Enough." The tall Kilrathi rose from his chair in the corner of the room, striding forward to face Ralgha. Prince Thrakhath, Heir to the Throne of Kilrah, stared into his eyes, thoughtful and calculating. Gold rings glistened in Thrakhath's ears, bright against his red-brown fur and his red cloak. The spicy musk of one who dallied often with females wafted to Ralgha's nostrils, but Ralgha refused to be distracted by it. "Tell me, Ralgha...whom do you serve?"

"The glory of the Emperor and the Empire of Kilrah," Ralgha said, stiffly. "I am yours to command, my Prince."

"Yes." The prince spoke quietly, his voice low and resonant in the small room. "I believe you do, Ralgha. You will do well." The prince turned to the intelligence officer. "Enough of this farce, Jahkai. I had suspected a personal animosity when you brought me your suspicions; now I am certain of it. We are finished here. I will return to K'Tithrak Mang tonight. You will give up this grudge of yours. And to ensure that there will be no repetition of this — scene — I require that you bring me concrete proof of deceit before you make any further accusations."

Jahkai flattened his ears and lowered his muzzle submissively; his tail dragged on the ground, completely limp. Though his eyes were still full of hate when he looked at Ralgha, the captain was certain that he would not dare disobey the prince's orders. He held his rank on sufferance alone, and many hated him. They would be glad to see him fall.

The prince glared down at Jahkai. "The Lord Ralgha may return to his usual duties." The prince glanced at Ralgha. "What are your standing orders, Captain?"

Ralgha brought his head up, at full attention. "My ship leaves for the N'Tanya System tonight, my lord," Ralgha said. "We are to join the strike force departing for the Terran frontier."

The Prince nodded. "You will bring honor to your hrai, I am certain of it. Fight well, Ralgha."

"My lord." Ralgha bowed his head, his tail curled down in a gesture of respect and submission; careful not to spoil his show of appropriate behavior by displaying the shock the prince's last statement had given him. He cannot know, Ralgha thought. All of my hrai, down to my littlest sibling...dead now, these last five years. I have no family now, no way

to share the honors I have won in combat. No one, nothing worth living for....

My only joy has been fighting the humans. Killing as many of them as I can, for the glory of the Empire. Taunting them in battle, ignoring them as they call us "kitten" or "cat"...I wonder what a cat is?...and then rejoicing in my victory, hearing their death-screams. Winning honor for my hrai, for my family name.

Now that is meaningless. Without my hrai....

Prince Thrakhath nodded once to Jahkai, and left the room. Ralgha began to follow him, but was stopped by a guard's clawed paw on his shoulder.

"You may not leave yet, Ralgha," Jahkai hissed in a low voice.

Had the lowborn learned nothing? If Ralgha had been younger, more given to impulse, Jahkai would have been dead at that moment. The chemicals of anger and fear still sang in his blood, and made his ears ring. "I am not one of your hirelings, Jahkai, or a human slave. Do not presume to give me orders. I am a lord of the Empire. Hinder me, and..." Ralgha smiled, showing teeth. "And I will rip out your throat, Kilra'hra scum."

"Fine words from a suspected traitor," Jahkai spat.

"Dangerous words from a low-born Kilrathi. Now that the prince has cleared me of suspicion, you might wish to remember that I outrank you, fool." He narrowed his eyes, and allowed his neck-ruff to rise. "You are too unworthy to challenge. Would you like to spend some time in your own stockade? It is not very comfortable, as I have learned in these last weeks."

Jahkai gestured sharply, and the guards stepped back. Ralgha smiled again, the full smile of the victor, all fangs exposed, and walked into the hallway. A few moments later, he was out in the street, breathing deeply of the clean air. He had been locked in a dark, damp cell for ten days, and in that time had not seen the warm sunlight on the leaves of the birha trees. They were blossoming now, large red flowers filling the air with a sweet scent. This street was lined with the trees, a sharp contrast to the stone buildings and grey-paved streets, the white-capped mountains overlooking the Old City. It reminded him of home, of his native planet of Hhallas, where he had lived his childhood, before spending his years in officer's training on Kilrah. Many Kilrathi said they admired the metallic splendor of Kilrah, the silver walls and tall towers of the Imperial planet. Not Ralgha...even after all these years, he still yearned for the wild mountains and untamed wilderness of his home planet.

The sun was setting behind the icy peaks, bright against the snow. Ralgha began to walk quickly. There was not much time left, before he had to board his ship and order his crew for their departure.

He walked through the winding streets, stepping over an unconscious Kilra'hra that was thoroughly intoxicated on arakh leaves, walking past a group of slaves laboring in the street. At the next street, he turned into the open market, smelling the rich scents of fresh meat and fish displayed on carts and tables. The market was not too crowded at this hour, as the shopkeepers and carters had already sold most of their wares.

A young female human, with very short dark head-fur and dressed in a plain brown shift decorated with the sigil of Sivar, looked up at Ralgha for a long moment as he strode past. A slave of the Priestesses of the Warrior-God, he guessed. He glanced back at the next corner, to see her only a few feet behind him. Following him, yes. He walked down the street, pausing in a doorway to let the female catch up with him. "What do you want, girl?" he asked gruffly.

"Eight eights of pardons, my lord," the girl said in heavily-accented Kilrathi. "Lady Hassa would speak with you, my lord. If you would please to follow me, I will take you to her now."

He nodded and followed her down the shadowed street. She moved with surprising grace, for a human. Ralgha had not had much experience with humans, except for a few



slaves and, of course, captured enemy pilots, and those only for a few moments before they were taken away by Imperial Intelligence. He had heard many strange things about humans. The oddest was that the Terrans actually chose their leaders, like one would choose a fine cut of meat in the market. Just the thought of a leader chosen by his followers made Ralgha's tail twitch. Though what he did now, that was perilously close to what the humans did...selecting a leader.

As he had expected, the girl was leading him to the local Temple of Sivar, an amphitheatre set into the side of the mountain. He followed her down the stone steps, to where a tall Kilrathi woman, wearing the ceremonial cloak of a Priestess of Sivar, awaited him.

"Ralgha." Hassa moved toward him. In a gesture that he remembered from their childhood on Hhallas, she ran her claws through his mane, smoothing down the thick fur. "You are well?"

He twitched his shoulders, deprecatingly. "As well as can be expected. They questioned me for days, Hassa."

Hassa nodded and turned to the slavegirl. "Esther, go fetch drink and arakh leaves for Lord Ralgha. Go now, quickly."

The human girl bowed and ran up the steps.

"You may speak freely now, my lord." Hassa sat on a stone bench. "What happened in there?"

Ralgha sat beside her, looking down at the plain gray stone. Too like the plain gray stone of his cell. "It was difficult, but not as bad as I thought it might be. Questions, day and night. They often would not allow me to sleep, but otherwise did not harm me."

"I was very worried, when I heard that you had been arrested." Hassa's eyes were dark and unreadable, all pupil. "We were afraid that you would reveal what you know of the rebellion."

He bristled at the implication of weakness. "Never! Even if they had tortured me, I would have revealed nothing!"

"So they set you free." Hassa's claws extended and retracted nervously. "They set you free...why?"

In a way, that puzzled him too. "I assume, because they could not find anything, nor trick me into giving them information. Because they believe that I am loyal to the emperor. Because I am Thrak'hra, and a decorated ship's captain. Prince Thrakhath himself attended my final interrogation, and ordered them to release me."

"I see." Hassa was silent for a long moment, and then spoke. "The Council met last night, Ralgha, while we were still uncertain as to your fate. They decided that if you survived the interrogation, they would have a task for you."

He flushed with the heat of excitement; his fur itched. After all this time — they had something they wanted him to do.

"We must gain help for this rebellion against the emperor, if it is to succeed," she continued. "You will be our envoy, our ambassador...you will go to the humans and demand their assistance for us. We will be their allies, but they must send us troops, weapons, starships. You will surrender your ship, the *Ras Nik'hra*, to them as a gesture of good faith."

"Surrender...my ship?" Ralgha stared at her, so stunned with shock, he felt like a tiny merdha must, when the teeth of the hunter met in its neck. "Give it to the humans? My ship? How can you ask this of me?"

Hassa's face was fiercely adamant; he knew there would be no moving her. Though she cared for him as an old and beloved friend, the rebellion was something like an offspring to her. As a mother would abandon mate to fight for the life of a cub, she would give all to her cause. "You must! If you do not, Ralgha nar Hhallas, you are an oathbreaker. You swore an oath to the Council that you would aid us in overthrowing the emperor...how

can you be forsworn now?"

He shook his head. "Not possible! The humans would destroy us on sight —"

She cut him off with a gesture. "We have communicated with the Terrans...there will be a ship waiting for you in the Firekka System, the *Tiger's Claw*. You will give the *Ras Nik'hra* to them, and tell them of our rebellion."

Silence hung between them for a long time, as Ralgha fought his emotions again, and considered what she had said in as dispassionate a light as he could manage under the circumstances. "I will do this," Ralgha said slowly. "I must. I will not be forsworn. But I know what it means...I will never be able to return. I will never see you, or my home of Hhallas again." He looked up at the mountain above them, the first stars beginning to appear in the night sky. "Sometimes I wonder if we should ever have left our planet, Hassa. We were so happy there as children, we could have stayed there...perhaps I should have claimed you as my mate and bearer of my children when I had the chance. Years ago, before politics and soldiering claimed my life, and the Lord Sivar claimed yours."

Hassa touched his face hesitantly. "Do you think we would have been happy, Ralgha? Living out our lives in the mountains of Hhallas? A life without honor, without a future? I think not. Better to burn brightly, if only for a short time, than never to have truly lived at all. I have no regrets." She glanced up at the entrance of the amphitheatre. "Where is that human child? She only had to cross the street to the house, not run across the entire city!"

Hassa climbed the steps, looking out into the street. She turned back to Ralgha, too slowly to be casual, and walked down to where he waited.

"There are Imperial soldiers outside my house," she said quietly. "Ralgha, you must go. They will doubtless search here next, when they realize I am not in my home. Something must have gone wrong."

Fear for her, and anger, made his voice into a growl; his claws extended, and his neck-ruff rose. "But what of you, Hassa?"

She raised head and tail proudly. "I am a priestess of Sivar, sworn to his glory. I will not run away or hide; there is no honor or courage in that." She touched the ritual knife sheathed at her belt. "If they come for me, I will be ready."

He could say nothing. His instinct urged him to stay and fight at her side; his duty told him to go.

She gave him a long, searching look, as if trying to memorize his face. "Go now, and quickly. Deliver our message and your ship to the humans, Ralgha." She pointed to the other exit of the amphitheatre, a small doorway that led into the twisting warren of streets of the Old City. A moment more, as conflicting urges warred within him, then duty won. He turned to go.

The door opened on silent hinges, and Ralgha slipped through. Beyond the vine-covered alcove, the street was deserted. Ralgha strode away from the amphitheatre as a squad of soldiers, dressed in uniforms with the black sigil of Imperial Security, marched past him toward the main entrance to the Temple of Sivar.

Ralgha walked quickly through the darkened streets, never once looking back.

---

Species didn't seem to matter; wherever there were pilots, there seemed to be a bar. This bar was certainly different from any Hunter had seen before, though. For one thing, it didn't have much of a floor, or chairs. Firekkans were perched every few feet on branches woven into the tower, extending up into the shadows a hundred feet above him. Only the bartenders were on the ground level, flying up to carry drinks to the customers. They had made some concessions for the human guests, though...there were several dozen hammock-like seats slung at various intervals up the tower, where humans were drinking and



chatting with the Firekkans.

He craned his neck a little, wondering how he was going to recognize K'Kai; he'd never seen any more of her than a blurry face-shot on the vid, and had only heard her voice on the comlink. And at the moment, every Firekkan looked like every other Firekkan to him. With a sigh, he walked to the closest ladder — doubtless also installed for the convenience of the humans — and began climbing.

He'd "met" the captain on patrol; she was flying a freighter. That had been something of a surprise. He'd been assigned as her fighter escort, and over the course of the trip, he'd found out quite a bit about her and her "flock." They'd never met face-to-face...or face-to-beak, in this situation...but they'd talked for hours over the comlink.

Firekkan social groups were fairly large as a rule, consisting of a matriarch and all her immediate relatives. But K'Kai was something of a maverick — which so far as Hunter was concerned, gave her a lot in common with him. She'd no sooner been introduced to the concept of spaceflight than she had broken away from her own family flock — much to their horror, he had no doubt — and presented herself at the spaceport, demanding to be trained.

She'd proven to be quite a pilot; she'd made that old freighter move in ways he'd never suspected it could — and in ways that would have had a human pilot looking for the air-sick bag. Hunter suspected that being a flyer by birth probably helped her there, since she'd been born with a natural aptitude for it. Before very long, she'd been joined by other misfit, oddball Firekkans, all of them looking for a way off-planet and out into space. Pretty soon she had her "flock" — and she was a matriarch of a freighter crew. She trained them herself, and Hunter knew for a fact that the birds were just as good as she was, if a little on the strange side.

But that still wasn't going to help him pick her out of this crowd —

A piercing whistle made him grab his ears, and then grab again for the safety of the ladder — and a whirlwind of feathers and clattering beaks descended on him as he dropped his haversack.

Not that it mattered — one of the birds grabbed it before it hit the ground; the rest started pawing him — roughing him up —

*No*, he realized, after a moment of panic. *No, it's okay. I remember now* — He tried to relax under their questing claw-tips, running through his hair, poking into crevices in his clothing —

This was the Firekkan greeting of affection — like getting hugged by a bunch of friends, or so he'd been told. It was really ritualized grooming — a search for bugs and lice so that an honored friend would not be plagued by pests during a visit.

*Oh yeah? What about the feathered pests?* He tried not to wince as those sharp claws poked his scalp, and came awfully close to his eyes —

Another sharp whistle, this one not nearly so loud, made them finally break it off. Another Firekkan pushed her way into the flock — she was clearly female, both by virtue of her drab coloring and her larger size. And he realized then that he could never have mistaken this bird for any other; by the grin-gape on her beak, and a certain rakish good humor in her eyes, this could only be K'Kai herself.

"G'day, K'Kai," Hunter said, holding onto the ladder with one hand and reaching out to ruffle her feathers in what he hoped was a similar greeting to what he'd just endured.

"Kep-tain Sain' Dzon! Hun-ter!" She leaned in very close to study his face from three inches away. Hunter fought the impulse to pull away, remembering that he was hanging off a ladder roughly twenty feet in the air, and fast movement was definitely not a good idea. *I wouldn't wager that one of these bird-beasties could catch me if I took a nose-dive off this ladder....*

"Come come, sit wi' me!" K'Kai pulled one of the hanging hammock-seats closer to the ladder for him. Hunter grabbed it and hauled himself into it. K'Kai let go of the chair and it swung out over the open floor, nearly slamming into a Firekkan carrying several drinks. The Firekkan shrieked something shrilly in their own language and neatly ducked out of the way, continuing to fly toward the top of the tower. K'Kai shrieked something right back, and the Firekkans nearest them bent over backwards, beaks clattering. At first, Hunter thought they had been hit with some kind of fit...then he realized they were laughing.

Hunter held onto the chair with both hands until it slowed to a stop, hanging out over the floor twenty feet below. He hoped that she couldn't see his whitened knuckles. *Hell, she saw you take on four Jalothi single-handedly*, he thought. *Don't let her think that you're afraid of heights now!*

*It's not the heights I'm afraid of, or even falling. It's just that sudden stop at the bottom....* K'Kai opened her wings and soared to the closest perch, several other Firekkans following her a moment later, all taking perches slightly lower than hers. She canted her head, looking at him closely. "So, Hun-ter, you are very diff'rent t'an I expected. Not so tall."

No great surprise, that...every Firekkan in the bar was at least a foot taller than himself. Seven-foot parakeets, not six-foot like Shotglass had said. "You're not quite what I expected, either. But it's good to be here, to meet you. I was wondering if I'd ever see you again, after we left Vega."

"It is...it is...." K'Kai struggled for a word. "I do not know how to say it in your language. Someth'ing t'at was meant to happen?"

"Fate," Hunter said, searching his jacket pocket for a cigar. "Destiny, maybe. You believe in destiny?"

K'Kai ducked her head down between her shoulders in something that looked like embarrassment. "I should, but I am not very religious."

Hunter nodded. "Yeah, me either. The only thing I really believe in is my own flying skills, and my ship, and the fact that the Kilrathi will always try to shoot it out from under me. Speaking of combat flying...have you ever thought about training to be a combat pilot?" It was something he'd been thinking about since they'd met back in the Vega Sector, after he'd seen her fly that damned freighter in a series of tighter turns than he'd ever thought was possible, boxing in the Jalothi to force it directly in front of Hunter's guns. *With a wingman like this lady, I could take on the entire Kilrathi fleet*, he thought. "You ever think of going for Confed pilot training?"

K'Kai tilted her head, as if considering it for the first time. "I have never t'ought of it, no. But t'e idea is pleasing. Do you t'ink I could be good at it, Hun-ter?"

He laughed, a short, sharp bark. "You'd be amazing at it, lady. I'd take you as my wingman any day of the week." He fished in his pocket for his lighter, and lit the cigar.

"What is t'at t'ing in your mout'?" K'Kai was staring at it with unfeigned curiosity. Some of the other Firekkans also leaned in close to look, as Hunter exhaled a large cloud of aromatic smoke.

"A cigar," he explained. "Uh...dried tobacco leaves. You burn it and inhale the smoke. It's relaxing, like drinking alcoholic beverages. It isn't good for you, though...I'd say that smoking will kill me eventually, but I'm sure the Kilrathi will get me first."

"Al-co-hol does not affect us," K'Kai said. "We drink kika'li, t'ough. It is made from t'e kika seeds, fermented to bring out t'eir natural flavor. T'e human diplomats like it, so now t'e Red Flower serves it to t'e humans, too. T'ey call it Firekka's Finest. Would you like some?"

"Sure," Hunter said. Anything would be better than drinking water...considering what fish do in it.



K'Kai whistled again, sharp and loud. There was an answering whistle from below. She gave Hunter another curious look, and scratched herself on the back of her neck with an extended claw. "How long will you be on Firekka, Hun-ter?"

"I have leave for the next three days," he said. "Then I'm back on patrol duty."

"Good. So I can show you my home. T'is is the first time I have been home in several rotations. My crew and I...." She gestured at the hovering flock of wide-eyed Firekkans. "We have been too busy to travel home, too many important cargoes to deliver for t'e Confederation. But for t'e treaty-signing, I knew I had to be here. I saw t'e first Terran ship land on our planet many rotations ago, and now I will see our planet join t'e Confederation. It is a great moment for us, a good time to be alive."

"Your family is important in local politics, aren't they?" Hunter asked. "I remember you mentioning something about that back in Vega, and later I saw a newsvid about Firekka on the *Tiger's Claw*. They talked about you and your crew, and that your family are major local honchos."

K'Kai blinked. "Hon-chos?"

"VIPs. Politicos. Ah...." He searched for the right word. "Flock-leaders?"

K'Kai's beak opened wide, the same gesture that Hunter recognized from the customs officer. "Yes. My sister leads the largest flock on Firekka. It is she, wit' t'e ot'er flock-leaders, who agreed to t'e treaty wi' t'e Confederation diplomats. She will sign it tomorrow for all of Firekka."

"Your sister, eh? Does this mean that you'll inherit the family flock someday?" Hunter asked.

The Firekkan was silent for a moment before answering. "No, her daughter Rikkik will claim t'e flock. I am too...too different for t'em to choose me as flock-leader. Better for me to pilot a freighter for t'e humans t'an try to lead a flock here."

*There's more to this than she's willing to talk about, Hunter guessed. I'd wager that K'Kai's leavetaking of her home planet was a little more spectacular than what she's said so far. She was one of the first of her people to leave her planet, she and Larhi...the newsvid people always talk about them as great heroes, as brave adventurers, but no one ever asks the question, "Why?"*

*And something else occurred to him. How would a species whose entire culture was based on flock-behavior regard someone who left the flock? As a kind of trail-blazer — or a traitor?*

Another Firekkan with a brightly-coloured head-crest flew close to them, slowing enough that K'Kai could take the tall tubes from his hands. She handed one to Hunter, who looked at it curiously. The tube was made of a plant of some kind, hollowed out to hold liquid. Whatever was inside the tube smelled spicy, a little like jalapeno peppers.

K'Kai raised her "glass" in a silent toast to him, and drank.

He took a careful swallow, and gasped for breath as the fiery liquid burned a path down his throat and into his gut. It was hotter than hell, like drinking the juice of a cayenne pepper. A moment later, the alcohol hit his system like a brick.

"I can...I can see why humans like this stuff," Hunter said, trying to remember how to breathe. *The stuff is at least a hundred proof. And I think it just burned out my taste buds*, he thought wryly. *But good, damn good.* He drained the last of the drink, feeling like he'd drunk several stiff shots of whiskey mixed with a gallon of Tabasco sauce.

K'Kai had already finished her drink, and was now chewing on the empty tube. Her beak was open in what he now knew had to be a Firekkan grin.

"Another round of drinks for K'Kai and her crew!" Hunter called down to the Firekkans below, following it with a shrill wolf whistle.

K'Kai's eyes widened. "T'at whistle-sound...do you know what it means in Firekkan?"

"Probably the same thing it means back on Earth. More drinks, mates! This round's on me!"



P.O. Box 161750 • Austin, Texas 78716