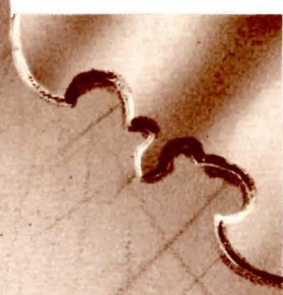





Ultimate™



CPOL





**ULTIMA II™**

*By Lord British*

*Atari Version by Chuckles*

*Documentation by  
Mary Taylor Rollo*



#### **WARRANTY NOTICE**

Sierra On-Line, Inc. wants your continued business. If you fill out the enclosed product registration card and return it to us (we have already paid the postage), you are covered by our warranty. If your disk should fail within 90 days, return it to your dealer or directly to us, and we will replace it free. After 90 days, enclose \$5 and return the disk directly to us. Sorry, without the registration card you are not covered by the warranty.

Sierra On-Line, Inc., Sierra On-Line Building, Coarsegold, CA 93614

#### **WARNING**

Unauthorized copying of this program disk and the documentation may be a violation of Federal Criminal Laws (Title 17 USC Section 506). Violation may carry a fine of \$25,000 or imprisonment for not more than one year for a first offense. Sierra On-line, Inc. may have remedies under Federal Civil Laws (Title 17 USC Section 501) for unauthorized and unlawful copying of their copyrighted material.

Ultima II © 1983, Lord British and Sierra On-Line, Inc.



## **ULTIMA II WELCOME**

Welcome to the universe of Ultima II. In your package, besides the handbook you're reading, you'll find a warranty return card, two disks and three program sides, a player reference card, and a cloth time map of the world according to Lord British.

## **THE WARRANTY CARD**

Sierra On-Line wants your continued business. If you fill out the enclosed product registration card and return it to us (we have already paid the postage), you are covered by our warranty. If your disk should fail within 90 days, return it to your dealer or directly to us, and we will replace it free. After 90 days, enclose \$5 and return the disk directly to us. Sorry, without the registration card you are not covered by the warranty.

## **THE HANDBOOK**

In this booklet, you will find the instructions for getting along in the Ultima universe and the story of how it all came about. Now, absolutely no one expects you to want to read the story, or even all the instructions, before you take a good look at what you've got which means turning on your computer and taking a look at the disks. So, be kind enough to read this page and the next; and you'll be up and playing Ultima II in no time. The story contains the background and hints you'll eventually want to know, but you can worry about them later.

## **THE TIME MAP**

The cloth map that is provided is to be used to guide you through the corridors of time on Earth.

## **THE DISKS**

In Ultima II, you'll find friends and monsters, royal courts and musty dungeons, action and adventure. You'll be instructed to create your own player who will run around the Ultima universe for you.

Now, let's look at the disks.

**DISK 1 SIDE 1: THE ULTIMA II PROGRAM MASTER.** This is the disk that you must use to start the game.

**DISK 1 SIDE 2: THE ULTIMA II PLAYER MASTER.** The Player Master contains the prototype seed from which adventurers are grown. Because a seed can only be nurtured once, NEVER USE THIS DISK TO PLAY THE GAME! The Player Master is to be copied, once for every adventurer you would like to create. Be sure not to remove the "write protect" tab on the upper right side of the disk.

**DISK 2 SIDE 1: THE GALACTIC DISK.** This disk contains in detail all of outer space and the nine planets of the Solar system.



## GETTING STARTED

Apple and Atari owners must follow the instructions under the respective headings to get started.

### APPLE ADVENTURERS

BEFORE YOU DO ANYTHING ELSE, MAKE AT LEAST ONE COPY OF THE PLAYER MASTER (DISK 1, SIDE 2)!

You can use any program that will copy ordinary unprotected disks, such as, CopyA from your DOS Apple System Master Disk (see below) or Super Disk Copy III. The step-by-step instructions to copy the Player Master using the CopyA program are as follows:

Turn on your computer and place your DOS System Master Disk in your disk drive. This disk was included in your Apple Computer Package.

After the Apple DOS System Master Disk has been completely loaded, and the cursor has appeared, type the following: [RUN COPYA]. Then press [RETURN].

Follow the instructions on the screen to set-up your drive(s). A one drive system would have slot 6, drive 1 for both original and duplicate. A two drive system would have slot 6, drive 1 and slot 6, drive 2. Or, slot 6 drive 1, slot 4 drive 1, if the computer has two controller cards installed, one in slot 6, and one in slot 4.

If you have a single disk drive, remove the DOS System Master from the drive and replace it with the original Player Master. Then press [RETURN]. (This is Ultima II, disk 1, side 2.)

In the instructions that follow, "duplicate disk" refers to the blank disk that receives the copy; "original disk" refers to the sending disk that is copied.

If you have two disk drives, remove the DOS System Master from the drive, and replace it with the original Player Master, prior to answering the prompt:

"PRESS [RETURN] KEY TO BEGIN COPY."

Insert a blank disk in drive number two.

Now, follow the instructions on the screen until the copying is complete. When the copying is complete,

"DO YOU WISH TO MAKE ANOTHER COPY"

will appear. Type N [RETURN], if you do not, and Y [RETURN] if you do.

Note: Additional information regarding the Run CopyA program can be found in your Apple DOS manual.

You are now ready to create your character. Remove your newly created player disk from the disk drive and place the Program Master disk (Ultima II, disk 1, side 1) into your disk drive, turn off your computer and turn it on again. When prompted, press [C] to "create a character" and insert your newly created player disk when asked, then press [ESC]. You now create your character by following the prompts. When your character is completed, remove the disk and again insert the Program Master (Ultima II, disk 1, side 1). When prompted, press [P] for play.

Your newly made disk is your Ultima II Player Disk, it's the disk you'll be using most while playing the game.

If you want several characters, make a disk for each one. It would be advisable to label each player disk with the character's name for easy reference.



So, copy the Player Master Disk as many times as you like, but take heed and DO NOT ATTEMPT TO COPY THE PROGRAM MASTER DISK OR THE GALACTIC DISK and DO NOT put a "write protection" tab on it.

## **ATARI ADVENTURERS**

**\*\*\* NEVER USE THE PLAYER MASTER TO CREATE A PLAYER \*\*\***

First you will need a blank disk. Insert Side B of the Program Master into the disk drive. This is the Player Master. Turn on the disk drive, then the computer. Follow the prompts. The copy that you make will be used to create your player. You can make several copies of the Player Master.

Remember, only create players on copies of the Player Master disk.

### **CREATE A CHARACTER**

Making a friend is what you are doing when you choose "C" (for create a character) from the main menu. Ultima II will ask you to insert your player disk. So, insert your player disk—the one you copied not the master. Then press [ESC].

The skeleton of a character sketch will appear on the screen; you have ninety points to distribute among various attributes that give soul to your character. Once you've distributed the points, you get to choose your character's physical attributes, sex, race, and its profession. Finally, you can give it a name.

How you distribute attribute points obviously affects your character; not so obviously, however, your choice of sex, class, and profession also has strong effects. Here's how it all works.

### **THE ATTRIBUTES**

**STRENGTH** determines the damage you can inflict on a foe in a fight. Naturally, the foe's attributes influence the effectiveness of your strength and determination. With fifty points, you're a man or woman; with ten points, you're a mouse.

**AGILITY** is your skill at wielding a weapon; some weapons require considerable agility before you can use them at all. The higher your points the more agile you are. Although of course, you would never think of using it this way, good agility also increases your chances of success at stealing.

**STAMINA** reflects your ability to defend against attack. Armour adds to your stamina. Extremely strong monsters make it all irrelevant.

**CHARISMA** governs your success in bargaining with merchants. Prices are generally lower when you're exciting to have around.

**WISDOM** is what you need to cast spells successfully.

**INTELLIGENCE** is what you need to tell a balron from an angel, until it fits you. Actually intelligence increases your skills in bargaining and in casting spells. The more you have, the better your bargains and spells. You must allocate at least ten points to each category. Once you're in the Ultima II universe, your attributes can increase to as high as ninety-nine points apiece. Figuring out how to obtain the extra points is part of earning them; they're costly.



Some extra points come easily. Each race has a strong point that is reflected in attribute points for your character; and, assuming that your character must have some predilection for its profession, that choice too alters one of its attributes.

Here's how that works; first, the races:

|         |         |              |
|---------|---------|--------------|
| Human   | gains 5 | intelligence |
| Elven   | gains 5 | agility      |
| Dwarven | gains 5 | strength     |
| Hobbit  | gains 5 | wisdom       |

Now the professions:

|         |          |              |
|---------|----------|--------------|
| Fighter | gains 10 | strength     |
| Cleric  | gains 10 | wisdom       |
| Wizard  | gains 10 | intelligence |
| Thief   | gains 10 | agility      |

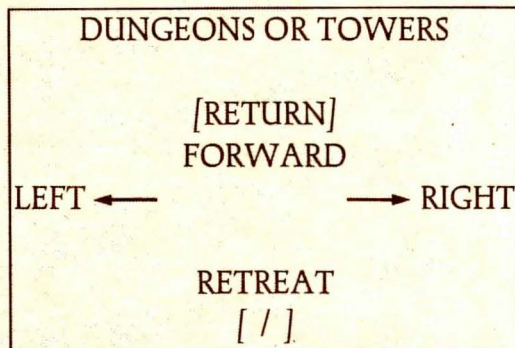
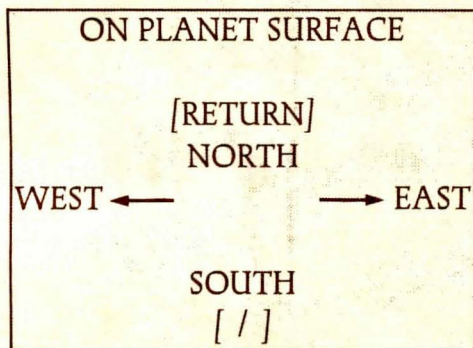
Finally, (and you may ponder whether this is not a rather strange sequence), you must give your character a sexual identity. If you choose to make it a male, your character will gain five strength points because males are usually stronger. If you choose to make it a female, your character will gain 10 charisma points.

All your character needs now is a name, and the only stipulation here is that the name be no longer than Rumpelstiltskin. If you try to make it longer, you might upset the program.

Look! You have a new friend. You've created a colleague who'll do your bidding, fight your fights, find you treasures. Take your friend and enter Ultima II.

## COMMANDS

### MOVEMENT COMMANDS FOR APPLE ADVENTURERS

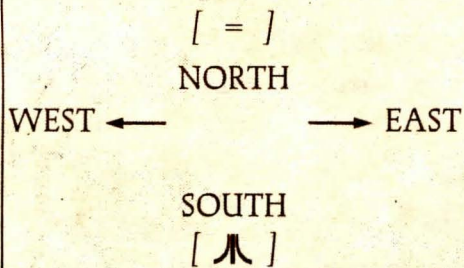


On the surface of a planet, the right and left arrows control movement east and west; the [RETURN] key moves north and the slash key south. In dungeons and towers, the left and right arrows control left and right turns; the [RETURN] key moves forward and the slash key retreats. In space, movement is determined by xeno, yako, and zabo coordinates; refer to the Ultima II Galactic map for the coordinates of your chosen destination.

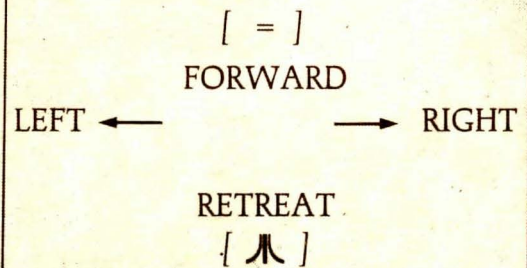


## MOVEMENT COMMANDS FOR ATARI ADVENTURERS

### ON PLANET SURFACE



### DUNGEONS OR TOWERS



On the surface of a planet, the right and left arrows control movement east and west; the [=] key moves north and the [⌘] key south. In dungeons and towers, the left and right arrows control left and right turns; the [=] key moves forward and the [⌘] key retreats. In space, movement is determined by xeno, yako and zabo coordinates; refer to the Ultima II Galactic map for the coordinates of your chosen destination.

### KEY LETTER COMMANDS

- A)ttack Lets you fight someone or something. Must be followed by a direction unless you're in a tower or dungeon. Ex: [A][RETURN].
- B)oard Lets you get on your horse, climb into a plane, strap into a rocket, board a ship. (See "Xit" to change your mind.)
- C)ast Casts the spell you have ready. (See "Magic.") You can only cast spells in dungeons and towers.
- D)escend Lets you go down a level (by rope) in a dungeon or tower.
- E)nter Lets you go into a town, village, or castle; read a signpost.
- F)ire Shoots a ship's guns once you've boarded.
- G)et Picks up treasures, weapons, and armour.
- H)yperspace Catapults spaceship through space to the coordinates you specified.
- I)gnite Lights a torch.
- J)ump Lets you jump up and down which is a good way to release frustration especially when things are not going well. Often used in tandem with "Yell". (See "Yell".)
- K)limb Lets you go up a level (by rope) in a dungeon or tower.
- L)aunch/Land Toggles takeoff and landing in a plane or rocket. Landings must be on grass. Press any key to touch down rocket.
- M)agic Readies a magic spell you know for casting. (See "Cast".)
- N)egate Stops time for all things farther than one square away from you, giving you a chance to get out of a tight situation. "Negate" will only work for characters who possess a particular magic item.



- O)ffer** Offers money (gold) as payment or bribe. If the nonplayer character that you're offering to has nothing to give in return, it will accept your offer as a generous gift.
- P)ass** Allows one game turn to pass without doing anything. However, others will not pass their turns. Pressing the space bar accomplishes the same thing.
- Q)uit** Saves the game; allows you to continue, or turn off your computer. When you turn it on again, you'll pick up where you left off. "Quit" works only in the countryside on Earth and you must not be aboard anything.
- R)eady** Equips you with your choice of any weapons you own.
- S)teal** Attempts to take items from stores without paying for them. May or may not work for weapons, armour, food, transport. Be sure to plan an escape route ahead; townspeople don't take kindly to theft.
- T)ransact** Lets you talk to the people of Ultima's universe. You must follow the command by giving the direction toward which your communication is to take place. Because the intricacies of winning—and even playing tips—are available only from characters in the game, you should "Transact" as much as possible; don't skip anyone. You may even meet someone you know. . . .
- U)nlOCK** Opens doors—if you have the keys. "Unlock" must be followed by the direction of the door you wish to unlock. Incidentally, in the universe according to Lord British, locks gobble keys, so use them wisely.
- V)iew** Gives you, if you have a certain magical item, a bird's eye view of a town or village, or a satellite's view of a planet. One viewing per unit of magic. "View" doesn't work in dungeons or towers.
- W)ear** Outfits you in your choice of the armours that you own.
- X)it** Exit. It won't help a bit in the middle of a hairy dungeon, but it will get you out from or off of anything you can board. (See "Board.")
- Y)ell** Stops everything while you type in anything you feel like yelling—then gets on with the game. In other words, you can let out your frustrations, but it won't affect the game in the least. Often used in tandem with "Jump." (See "Jump.")
- Z)atus** Stops everything to display a text screen of your character's attributes and possessions. This is also the only command that effects a complete and open-ended pause in the game.
- ESC** Acknowledges any disk swap when asked. Also, it will get you out of the "demo" mode.
- Space Bar** Pass.

### MAGIC SPELLS

Only clerics and wizards can use magic. Nine spells fall into three categories.

#### SPELLS BOTH CLERICS AND WIZARDS CAN USE:

- Light** Creates magical illumination, and eliminates the need for a torch.
- Ladder down** Teleports you straight down one level in a tower or dungeon.
- Ladder up** Teleports you straight up one level in a tower or dungeon.



### SPELLS ONLY CLERICS CAN USE:

- Passwall Destroys the wall in front of you.
- Surface Teleports you immediately to the surface of the planet that you are on from within a tower or dungeon.
- Prayer Calls for divine intervention to destroy your foe. Results simulate reality.

### SPELLS ONLY WIZARDS CAN USE:

- Magic Missile Offensive magic weapon with strength geared to the level of the caster.
- Blink Teleports you randomly anywhere on the same level.
- Kill Attempts to obliterate your foe by magic.

In the universe of Ultima, acquiring spells is simple: you simply purchase them at the appropriate stores. Their cost rises as their power increases. Casting a spell uses it up even if it fails; so be sure to have plenty of a spell you plan to count on.

To use a spell you have bought, you must first press [M], for "Magic" and specify the spell by number (according to the list at the beginning of this section). This readies the spell. Then press [C] for "Cast" to activate the spell. It will remain your "on-line" spell until you choose another.

### WHAT YOU SEE

When the playing screen appears, you see your character in the center of a landscape. Use the movement keys to move around just enough to see that you're on a map. Don't wander very far; your character isn't apt to be very strong yet, and you have no weapons or armour.

Do notice the text at the bottom of the screen. It looks something like this:

|            |           |
|------------|-----------|
| CMD: NORTH | HITS: 400 |
| CMD: EAST: | FOOD: 398 |
| CMD: PASS: | EXP: 000  |
| CMD:       | GOLD: 400 |

Now press [Z] to pause in playing; a text screen will take over showing your character's attributes and possessions, but all you want now is its pause function so no nasty orc will come along and do in your new friend while you're learning how to get about.

On the left, Ultima II asks your command, with CMD, and writes out your full command although you press only one key. In the dungeon, it responds to direction commands with "forward," "right," "left," and "back" instead of compass directions.

### ENDURANCE OF FIGHT AND FOOD

On the right, the number next to "hits" represents the number of hits you can take in battle and survive. Monsters vary in strength and decrease your hits stockpile by various numbers of points accordingly.

The number next to "food" represents just that and works rather like a fuel supply. A little bit dwindles away with each turn, whether you do anything or not.



If either hits or food reaches zero, you're out of luck.

Hits can be replenished, but you must discover how to accomplish that.

Food is pretty easy to replace; all it takes is money to buy it and a store that sells it. Look for food stands in villages.

### **WHAT YOU GET**

The third line, "experience," increases as you fight. Every encounter has the potential to add to your experience and most do; occasionally you'll take on a foe who's a real wimp and get no experience from it though. The amount of your experience determines your character's level—it's shown at the top of the "zstatus" screen.

"Gold," the final line, shows (got a guess?) how rich you are. Not very. You can make more gold by fighting (and winning), in which case you get whatever your opponent was carrying, and by picking up chests in dungeons and towers. There are plenty of ways to spend gold, the first is the one that you need to indulge in now.

### **FIRST QUEST: ARMS AND ARMOUR**

Press any key and the world will magically reappear. Did you notice a town nearby when you roamed before? Head straight for it and enter. You need weapons and armour if you are to survive at all. There are plenty of others eager for a share of your gold, so be on guard against your appetites; you can't afford much more than you need.

### **GETTING TO KNOW THE NATIVES**

Did you run into any monsters outside? They don't care about your motives, they attack and you must fight them. In town, you may see some of the same monsters as well as various other people. They seldom attack in town unless you do something you shouldn't, but just now you're not strong enough.

Instead of fighting, talk to the townspeople. Press [T] for "transact"; the command line will ask for the direction in which you want to "transact". Enter it just as if you were moving that way, and the creature will respond if it can and chooses to. (Only rare orcs have the power of speech.) If you attack in town, the guards will come after you.

A lot of people you meet will say whatever is the popular response in their crowd these days. Now and then, someone will break away from the crowd and reveal something extremely useful. Without these bits of information, you won't get very deep into Ultima II and you certainly won't win. So talk to everyone. Put up with the bores to find the gems.

Transacting is also how you communicate with storekeepers to make purchases. Most such transactions are self-evident, but a few use abbreviations for products, and you may need clarification. So it's time to identify weapons and armour; then let's meet in the pub.

### **CHOOSE YOUR POISON**

The weapons dealer will ask you to choose between 1)DA 2)MA 3)AX 4)BO 5)SW 6)GR 7)LI 8)PH. These represent, respectively, dagger, mace, ax, bow, sword, greatsword, light sword, and phaser. Each is more effective than the one before it and more expensive too. Be careful because at first you aren't apt to be agile enough to wield



anything larger than an ax.

At the armoury, you can buy leather, chain, plate, and the magical reflect and power armours. You may as well wear your new armour and ready your new weapon right away; be prepared. There is one weapon you cannot buy; you must earn it. It is the magical quicksword, Enilno.

Wizards and clerics are probably smarter to wait a few turns before purchasing spells, because they need armour and weapons too. When your character can afford them, you can refer to the "Magic Spells" given with the command list to decipher what's being offered you in the magic store.

### **THE PUB AND ITS PROPRIETOR**

Pubs have always been centers for gossip and street wisdom. The universe of Ultima II is no exception. And, as usual, the barkeep is the wisest of all. When you talk to bartenders, they'll ask, 1-BUY, 2-TIP?

If you buy, you'll get a drink at a reasonable price and a comment that may or may not be useful. If you choose "tip," the 'keep will ask how many gold pieces you're willing to spend, up to nine. Pay up and you'll get an important clue about the workings of the game, Ultima II—which, of course, you may have already heard if you've asked the 'keep before.

Bartenders' information helps you play Ultima II successfully and with understanding. But only from oracles and sages can you get strategy hints that enable you to win the game. They are expensive, and they too can repeat themselves.

### **INTO THE MAELSTROM**

Armed and shielded, you're ready to venture into the countryside. Chances are, you'll meet a monster or two in your travels.

Don't wait, attack! There are no friendly wayfarers in the countryside. There's some timing to work on in battle. You may press [A] for "attack" as soon as you've finished your last turn, but don't press a direction until you're asked for it. If you do, the computer will pay attention only to the last command and try to move in the direction of the monster, which is, of course, blocked; then you miss your turn in that all you get for it is the message that you can't go that way. After a while, you won't have to watch the screen; the timing will come.

Keep an eye on your hit points. If you're getting nervous during a fight, try to guide the monster toward a time door so you can disappear through it. Sometimes you can avoid monsters too, although fighting them and winning is essential for raising experience and cash. Monsters always make a bee-line for you. Keeping that in mind, you can often lead them into spots from which they can't get to you.

Take warning: No matter how strong you become, there will always be some monsters impervious to your attacks. They may be ferocious terrible creatures, or they may be ineffective orcs. When you meet an orc try to "transact" and defend yourself if you must. These lonely individual creatures are mutants of Minax's evil, doomed to continue their miserable lives forever.

### **ON THE TOWN**

Learn to make your way around the land and then through time. Seek out towns, villages, and castles and talk to everyone. Pay attention to the items you get from the monsters you overcome; look at your "zstatus" often. Learn



where to get food and hit points and figure out the best places and methods for getting the most money.

As you gather tactical information and become reasonably comfortable with your environment, you'll begin picking up clues about your quest. Your purpose is to learn how to fulfill your quest and then do what is required. The ultimate object of your quest is explained in the story of Minax.

### **FAR OUT**

Eventually, your travels take you into outer space where you can make the grand tour of the planets. Space travel is tricky, so be careful. Don't forget your special attire. Follow your galactic map well, but don't be too chicken to explore.

### **REINCARNATION**

If you are killed either in space or on earth, **DON'T DESPAIR**; you can be **REBORN**, right where you were the last time you saved the game, with all your attributes, money and belongings.

If you die, turn off your computer. Place your Master Program disk back in the disk drive. Turn on your computer and continue to play.

### **TIME TRAVEL**

No one remembers exactly when in history time doors first appeared, probably because their very existence renders time relative. Ancient books show no mention of them prior to the defeat and demise of the evil Mondain, so well recorded in Ultima.

Strongly convincing scientific theory supports the chronology. Mondain had gained such power that, upon his death, the physical laws of nature suffered a great upheaval. When the smoke cleared, all that remained were corridors in time and space, we commonly call our "time doors".

Numerous scientists and adventurers have attempted to traverse the corridors. The few who have returned speak of great confusion and difficulty in navigating through the corridors, especially during primitive times.

Nevertheless, the existence of the time doors has changed irretrievably all that is and all that ever was. When—no, where—there were no time doors, what was done was done no second chances existed; there was no reaching into another time to find a cause, negate it, and thus remove its effect from all time.

Now, of course, it is possible in all times.

### **THE TIME MAP**

The few returning time travellers tell us that the time corridors are connected with five distinct time periods, but not one of them has been able to determine, with any semblance of precision, exactly when or how it happened. Their experiences do appear to confirm the existence of intelligent life forms in many eras previously thought to be supporting of primitive life only, or no life at all.

One period, reported by two independent travellers, if only vaguely, appears to have no equivalent in early scientific thought. It is what it appears to be, it is the period about which the most has been written. Until now, the



period was believed to be theological at best, purely imaginary, it is a time we know only through mythology: the time of Legends.

Here are the five time periods accessible through the time corridors.

#### LEGENDS



The time before time, peopled by creatures of myth and lore. Whether the time of Legends is ruled by good or evil affects all other times and places. It is believed that the power of the enchantress Minax, the authoress of our worst troubles, is greatest at this time.

#### PANGAEA



The time when Earth is still forming. Before volcanic upheavals separate the seven continents and set the great continental drift in motion, earth is one great continent surrounded by a gigantic ocean. There appears to be abundant, if sparse, life and some civilization, although the origins are so far inexplicable.

#### B.C.



The time just before the dawn of civilization as history records it. According to the time travellers, an advanced civilization already exists in B.C., apparently the progeny of the beginning civilizations of Pangea. The old twentieth century "crackpots" theorized that civilization developed from a few human beings left behind by a prior advanced civilization that for some reason moved on into space.

#### A.D.



The present—if we can still call it that. Specifically, 1990. It is, but apparently now not as it was to have been, a rather perilous time of planetary egocentricism leading to an overemphasis on dangerously shaky intraplanetary jealousies and greed. The times reflect the people who suffer stress with a sense of urgency that encourages pragmatism over reason, dulls an awareness of values and leads weaker souls to lives of crime.

#### AFTERMATH



The post devastation period once thought of as the future. Much of life and all known civilization has ceased to exist. As we learn more of the enchantress Minax, we become more and more convinced of her single-handed perpetration of the entire devastation itself and all that led to it. Note that much of the land mass has been wiped out, especially the key centers and most troublesome hotspots of the great Sino-Russo-American Era.

The time doors of all time periods are shown on a map of the world as it is in A.D. Accurate maps of most other times do not yet exist. You will have to extrapolate the location of other time period doors as they would appear in their own time periods. Because Legends is pre time, or extra time, its map would not resemble that of Earth in any reasonable way. Therefore, Legends is represented by its four known time doors grouped at the bottom of the map where Antarctica would appear if any "time doors" were to appear in Antarctica.

Time doors appear randomly but they always appear at a set interval. When they appear, they rise silently looking rather like a blue mist that takes on the form of a door. Very soon they dissipate. To enter a time corridor, simply step into a time door while it's visible. Caution: Do not position yourself where a time door was and wait for it to reappear. It will not, so long as you are on its spot. The consequences of upsetting the sequence of time doors are unknown but scientists speculate that they could be disastrous.

The symbols and lines of the map represent the best possible extrapolation and compilation of sketchy information given by those few returned time travellers. Each time door is represented on the map by two symbols. The first is



the symbol of the time period in which that door will appear; the second is the symbol of the time period to which it is believed that time door will transport the traveller. A direct line from the time door shows where on Earth you will find yourself in the new time. Where more than one line leads from one time door, the line representing the door's destination is the one that leads to another time door that has the destination time symbol as its first marker.

Try following this example on the map: Suppose you're in the time of the aftermath and you wish to travel to the present. Look for a door represented first by the aftermath symbol followed by the A.D. symbol. Find it? It's in Alaska with numerous lines extending from it. Look for the line that leads to a time door where the first symbol is A.D. Got it? Try Argentina.

## THE NATIVES OF ULTIMA II

### EVERYWHERE



#### ORC

More pest than peril, the not-bright orc is the prolific product of a foolish experimental genetic mating of human and boar.



#### THIEF

An ordinary human pickpocket, the thief would rather snitch than fight. He may take something very important from you. Always check your inventory (Z) after being confronted by a thief.



#### FIGHTER

Humanoid and strong, fighters carry something you need.



#### CLERIC

Men of the cloth carry their crosses and proselytize but are not always good or wise.



#### WIZARD

With magical staff in hand, wizards enjoy throwing magic missiles that do powerful damage.



#### DAEMON

It looks like it's shrugging, this creature of minor hells, but its pleasure is to stop you in your tracks by magic. A certain magical item can thwart the daemon—sometimes.



#### DEVIL

Complementing the daemon, the devil stays in your arms. A different possession deals with this baby.



#### BALRON

Awesomely recognizable from its great leathery wings, the wretchedly evil balron ensures the success of its Herculean strength by using a sleep spell to render its victims helpless. Some have hypothesized that the spell is not real—that the fetid, putrid breath of the creature is so horrible that humans cannot resist the urge to escape it immediately through sleep.



#### SEA MONSTER

If it weren't so big, it might be a swan—until it takes after your frigate. It will also attack you while you are on land if you are near water.



## IN TOWNS, VILLAGES, AND CASTLES



### GUARDS

Chosen for their brawn, guards are mindlessly loyal to their governments; they're generally harmless unless you break the rules—they're extremely strong.



### MERCHANTS

Unarmed and mild, the grassroots of Ultima II, merchants rarely fight.



### JESTERS

Bouncing about in eternal jumping jacks, jesters are usually the buffoons you'd expect—but occasionally the buffoonery masks great wisdom.



### KINGS AND QUEENS

Larger-than-life humans, but smaller than guards, royal persons do little other than sit on thrones and bestow.



### MINAX

?

## GETTING AROUND IN ULTIMA II

Traveling on foot will take you far in Ultima II—but not everywhere. You can purchase, overtake, or steal more efficient forms of transportation.



### HORSES

Riding horseback is slightly faster than walking, and horses are cheap.



### FRIGATES

When a frigate docks near you, you can commandeer it—if the crew will accept you as a seasoned sailor if you have a certain item. Otherwise, they'll turn the broadsides on you.



### PLANES

No jets in Ultima II, but these little single prop jobbies are just the ticket for hotfooting it around the world and through time—if you're prepared.



### ROCKETS

Probably by the time you find one, surely by the time you figure out how to procure one, you won't need a manual to deal with the situation. It takes proper armour to launch one and survive.

## ULTIMA II TERRAIN

Throughout the Ultima II universe, five natural terrains and two created terrains exist. Then there are five kinds of population centers, so to speak.



### WATER

No one in Ultima II knows how to swim except the sea monsters, so you can only cross water with a frigate—or pass over it by air.



### GRASS

No problems moving on grass, but don't expect grass to save you from starvation. Your character's assumed to be humanoid, not bovine.






### SWAMP

*You'll have no trouble making it through the swamp, unless you're low on hit points. You lose hit points with every step.*



### FOREST

*Sometimes there are more monsters in forests lurking behind trees. But they're pretty trees and give nice shade.*



### MOUNTAINS

*No way! Are you a goat?*



### COBBLESTONES

*No more concrete jungles. The streets and sidewalks of Ultima II are paved exclusively with cobblestones—past, present, and future.*



### WALLS

*Impenetrable. If you're flying and so much as touch one, the Great Mover of Ultima II assumes you want to get out of town and escorts you there.*



### VILLAGES

*In Countryside villages live the simple folk, selling their simple wares to wayfarers and sharing their lore.*



### TOWNS

*With the greater sophistication of a cosmopolitan atmosphere come the products of human innovation: the sword, the mail, and the tankard of ale.*



### CASTLES

*Castles, seats of government, contain prisons and cathedrals, private vaults and private chambers. Explore as you will, but note that the guards in castles are the cream of the crop.*



### DUNGEONS

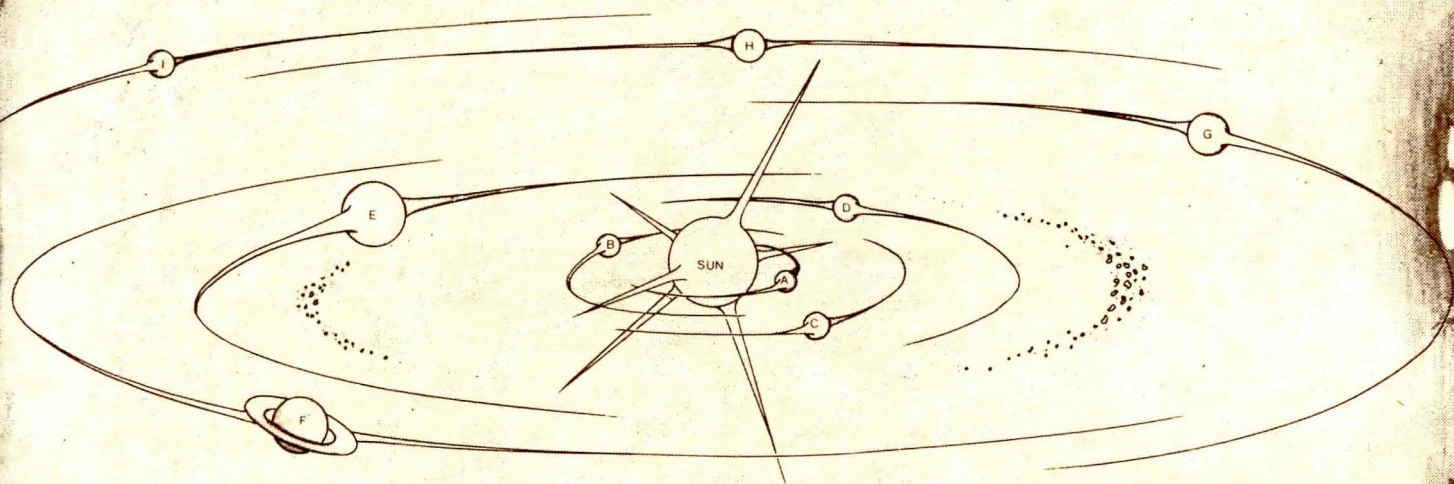
*Apparently the breeding grounds for all the evil creatures in Ultima II's universe, leading—who knows?—to hell itself, the dungeons are full of hidden passages and twisty, diabolical mazes. They're also full of treasure and vicious monsters.*



### TOWERS

*Perhaps the world of evil became overcrowded, for its forces began building dungeons skyward; towers are upside-down dungeons. Watch for secret messages in unlikely places.*





### ULTIMA II GALACTIC MAP OF KNOWN SPACE

|           | Xeno | Yako | Zabo | Life | Terrain             |
|-----------|------|------|------|------|---------------------|
| * Sun     | 4    | 4    | 4    | N    | None                |
| A Mercury | 5    | 4    | 5    | ?    | Water, swamp        |
| B Venus   | 3    | 3    | 4    | N    | Water, swamp, grass |
| C Earth   | 6    | 6    | 6    | Y    | All varieties       |
| D Mars    | 6    | 2    | 3    | Y    | Mountains           |
| E Jupiter | 1    | 3    | 4    | ?    | Water, grass        |
| F Saturn  | 2    | 8    | 5    | N    | Water, grass        |
| G Uranus  | 9    | 4    | 6    | Y    | Forest, grass       |
| H Neptune | 4    | 0    | 5    | ?    | Grass               |
| I Pluto   | 0    | 1    | 4    | Y    | Mountains           |

*Space travel continues, and the courageous and creative space explorer may discover unknown planets to add to this map.*



## THE STORY OF MINAX

When the archevil Mondain was finally overcome by a gallant knight (was it you?), rumors abounded. The most fearful one was that, at the time of his demise, Mondain had been training an apprentice, a protege with amazingly powerful, natural, magical abilities. The rumor was squelched when colleagues of his conqueror entered his castle and found no one, nor any sign of anyone.

Life during Mondain's time of power was terrible; never had a prince of darkness wielded so brutal a stick. Mondain was a disease on the landscape; he reigned over all the evils ever known, and more; he brought them all to fruition on Earth and its environs at once. It was as if he enjoyed seeing Earth's well meaning humanoids squirm. With the destruction of Mondain and his all-powerful gem of evil, those horrors ceased.

When nothing came of the rumor of a potential successor to this cancer, people were only too eager to accept its falsehood and throw off their cloaks of fear. The evils of the past were gone with their creator and perpetrator. At last, the world was beautiful again, and life was to be enjoyed, savored.

So it was for several years, long enough for a child to grow to adulthood. They were exciting years too, for the strange appearance of the time doors opened a great era of new learning, a renaissance of timelessness. Creativity burst forth and new works proliferated. No one wanted to notice when the disease began again.

But so it did. First there was the single lost orc a farmer stumbled upon. What was it? Whence came it? Scientists knew in their secret hearts that the orc was the work of a sorcerer, and had that sorcerer been a benevolent one who had created the orc by accident, he would have come forward. But they didn't want to know it, so they put it aside.

The orc was too sick and hurt to fight when it was first found. When it was sufficiently recovered and it had begun to assert its learned wrathful ways, it discovered a conundrum in its weak little head. These creatures had saved its life—it grasped that much—and it didn't want to hurt them. Because the little lone orc had never been missed, it was not beset by magical influences. Nothing discouraged it, but rather, it persisted with a pleasant benevolence.

All the good orcs we see in towns and villages today have descended from this one unusual orc. But the good people of Earth should have realized its import those years ago.

Instead, little by little and too often blindly evaded, the evils of darkness began to shower Earth. By the time the people acknowledged it, the evil was too powerful, too widespread to be overcome directly. Already, its perpetrator was stronger and more wretched than any previous prince of darkness and had grown too proud to keep silent.

Thus was the name of Minax, "enchantress of evil," made known. Being a master of moving objects spiritually from the age of three and proudly apprenticed to Mondain at age eleven, she had acceded to many times his power. The world she created made Mondain's reign look like good and happy times.

For Minax was not content to spread evil among the good, causing misery and pain; she preferred to sow seeds of evil in the good, and thus set the good against the good leaving no person untouched. Destruction abounded and those horrors known only to the once good, guilt and self-hatred, tainted the Earth.

The climax was the devastation of 2111, Minax's greatest triumph to date, when ancient civilizations, born of love of beauty, of wisdom and reason, turned upon one another and, in their vicious anger and hate, destroyed almost all of the very Earth that had nurtured them.



If it were not for the time doors, you would not likely be here now. Only the ability to move in time enabled any living thing to survive, as far as is known.

Since that awful day, survivors have devoted themselves to grasping the meaning of the event and to rethinking the concept of time and its dimensions. This dedicated group has researched, experimented and hypothesized in the hope of finding some means of using the time doors to reverse time or to change a cause and reverse its effect.

Throughout their studies, two complementary theories persisted. One was that evil could be derived from a single, overpowering source which was Minax; the other was that there was a chance that the total elimination of the root cause could reverse its effects from all time, as if all immediacy was the present and all else was the future.

That group which Lord British chairs extends its deepest respect and admiration to you for heroically volunteering for this extremely dangerous expedition into time. Know before you go that, whether you succeed or fail, you have their gratitude and love.

And, if—no, when—you succeed, you will return to the present as it might have and should have been. Those in this small group can guarantee from their very souls that they will never forget your great deed. But you should be aware that by the very nature of your success, that future generations prospering in the sunlit glory of the universe as you have made, are apt to forget. Your satisfaction must be self-sufficient.

If you understand all this and are still willing to venture forth, then go now with their abundant well wishes and the knowledge that their thoughts will be with you ceaselessly until your return.

Farewell. May the force of good surround you throughout your trek.

### **WHY ARE YOU DOING THIS?**

What kind of adventurer are you anyway, that you're still sitting here reading this legend instead of entering Ultima II?

Begone—and boot!



## CREDITS

*Lord British acknowledges a special debt of gratitude to friends and colleagues in the noted areas:*

### *Programming:*

*Kenneth Arnold  
Richard Garriott  
Keith Zabalaoui*

### *Atari Conversion:*

*Chuckles*

### *Game Design:*

*Helen Garriott  
Owen Garriott  
Howard Makler  
Mary Taylor Rollo*

### *Inspiration:*

*Susan Davis  
Debra Del Nero  
Linda Garriott  
Christine Hanson  
Sherri McAdams*

*Special thanks to all personalities found within Ultima II.*

### *Author's Note:*

*I have spent more than fourteen months creating the Ultima II Universe. If you have half the fun playing Ultima as I had writing it, my time was well spent. Wishing you wonderful weeks of fantasy,*

*Lord British*







