

FRANKLIN'S TOMB



CASE FILE

Salamander

SOFTWARE

List of Illustrations

The Bathroom/The Cells/The Message	page 6
The Stairway/The Aquarium	page 7
The Wine Cellar/The Pedestal/Franklin and the All-Stars	page 8
The Pit/The Juke Box	page 9
The Chapel	page 10
The Jungle/The Safe	page 12
The Pulley Room/The Water Room	page 13
The White Rabbit/The Treasure Room/The Spider	page 14
The Embalming Room	page 15
The Circular Room	page 16
The Fortune Teller/The Torture Chamber/The Bat	page 17
The Stargate	page 18

My name is Diamond. Dan Diamond. I'm a cop, at least I used to be. That was then, this is now, and nobody knows what tomorrow will be. That's the way things are, whether we like them or not. Now I'm a private dick, fifty dollars a day, plus expenses if I'm lucky.

My beat is the city, a seething kaleidoscope of human emotion and solid steel. A place where everybody's got more problems than the next guy, and some of them willing to pay somebody else to solve them.

It was a muggy Monday morning, the sort of day that just lies there like a dead fish, staring at you. I was woken up by the light crashing through the window, drilling into my eyelids. I sat up fuzzily, my head ringing like Salt Lake City on a Sunday.

"Got to give up Scotch", I rasped to myself, the words sticking in my throat like a kid on the way to the dentist. Breaking open a bottle of Gin, I washed them down before anyone else heard.

Suddenly the door broke open and she walked in. You could cut a piece of paper with the creases in her uniform, but she moved like honey on a hot day.

"Mail" she said.

"You bet I am" I replied.

She gave me a look that would've put Wilkinson Sword out of business, dropped a letter on my desk, and oozed out. No sense of humour.

I opened the letter. It had an address on one side. The other side read "Please come. You're our only hope."

About as enlightening as a campaigning politician, but a job's a job, and a man's got to do what a man's got to do. With any luck it would be a divorce case - easy money, amateur photography and lots of hiding in closets.

I put on my hat and coat and walked out of the office. Then I went back and finished getting dressed. Down on the street, I got out a cigarette and waited for a cab. A man walked past me.

"You got a light, Mac?" I asked.

"No, but I got a dark brown overcoat" he replied.

I split his lip.

When I arrived at the address, I found an eerie graveyard, the mist rolling over the ground, a large crypt looming out of the darkness. I leant on a passing tree and lit my cigarette. The door to the crypt was open, a light shining out, casting a menacing glow on the moss covered steps leading up. Taking my Courage in my hand, and leaving the Whitbread behind, I strolled up to the door.

Suddenly, the ground gave way beneath me and I found myself falling, falling. . . . The scene exploded into fire and darkness. Fire and darkness, and just before the darkness a flash of nausea. . . .

Loading the cassette

1. Put the cassette in the cassette player.
2. If you have a DRAGON 32: Type CLOAD and press (ENTER).
BBC MODEL B: Type CHAIN and press (RETURN).
ORIC-1: Type CLOAD and press (RETURN).
3. Press the play button on the cassette player.
4. If you have a BBC Model B or an ORIC-1 microcomputer, the program will run automatically when it has finished loading. If you have a Dragon 32, wait until the computer responds "OK" and then type RUN and press (ENTER).

Objective

To successfully complete Franklin's Tomb, you must explore the crypt and unlock the puzzle. This adventure is the first of a series, and finishing this will take you on to the next episode. It is not essential to solve Franklin's Tomb to play the next adventure, but you may find one or two clues for the next adventure embedded in this one.

The Display

Franklin's Tomb uses a formatted display. On the left hand side of the screen is a description of the room or corridor you are currently in. The bottom line of this description tells you which exits are available to you (e.g. N,S,UP,DOWN). The right hand side of the screen displays a list of the items you are currently carrying. You are only allowed to carry up to six items. These two displays are always shown so that you don't have to keep asking the computer for this information. The bottom three lines are reserved for user input and the computer's responses.

Communicating

Franklin's Tomb is an adventure game. As such, it is up to you, the player, to find your way around the maze of rooms, carrying and using any items you find, as appropriate. To do this, you must issue instructions to the computer. These instructions take the form of a verb and a noun, separated by a space. An example would be TAKE BOOK. When you've finished typing the command, press (RETURN) and the computer will respond.

When referring to items that you find in rooms, only the last word should be used to refer to the items. For instance, the SILVER STAR FISH would be referred to as FISH.

Most words can be abbreviated to three letters. For example, SHOUT and TAKE can be shortened to SHO and TAK. The only exceptions to this rule are when giving directions. The cardinal compass points may be shortened to a single letter (N,S,E or W). When giving directions, the verb GO is also optional. Thus, the instruction "GO NORTH" can also be typed in as "GO N", "NORTH" or just "N". The other exceptions are UP and DOWN, which must be typed in full (but you can still say DOWN instead of GO DOWN).

Saving the Game

At any point during the game, you can save the current situation by typing the command "SAVE GAME". Before you save the game, make sure that the cassette you are using to save on is correctly positioned. To restore the game to the saved position, you can issue the instruction "LOAD GAME" at any time during the game.

Note for DRAGON 32 owners: This function will only work if your cassette player has remote motor control.

Note for BBC Model B owners: Due to peculiarities in early versions of the operating system, this function may not work if you have the 0.1 version of the operating system.


Tips on Play

- Keep track of where you are and where you've been.
- Franklin's Tomb has a vocabulary of about 50 verbs and 80 nouns. If the computer doesn't understand one command, try another.
- Don't take anything for granted. Some useful looking items may be no good at all, and vice versa.
- There are magic words.
- Try some lateral thinking if you get stuck. Don't be afraid to do stupid things.
- Don't go around doing stupid things all the time.
- There are sometimes clues hidden in the room descriptions and illustrations. Watch out for red herrings and blue kippers.
- Don't just save the game when you quit a session. It can save time later if you can save the game at various points.

Function keys

If you have a BBC Model B, the red function keys have been set up to allow quick entry of common commands. You will find a template inside, which can be inserted under the plastic guard.

f0 - GO NORTH	f5 - GO DOWN
f1 - GO SOUTH	f6 - GET
f2 - GO EAST	f7 - DROP
f3 - GO WEST	f8 - SAVE GAME
f4 - GO UP	f9 - LOAD GAME



The Bathroom




The Cells



The Stairway



The Aquarium




The Wine Cellar




8 *The Pedestal*




Franklin and the All-Stars




The Juke Box




The Pit



The Chapel



The Safe



The Jungle



The Pulley Room

The Water Room




The White Rabbit




The Spider



The Treasure Room



The Embalming Room




The Entry Room



The Fortune Teller



The Bat



The Torture Chamber

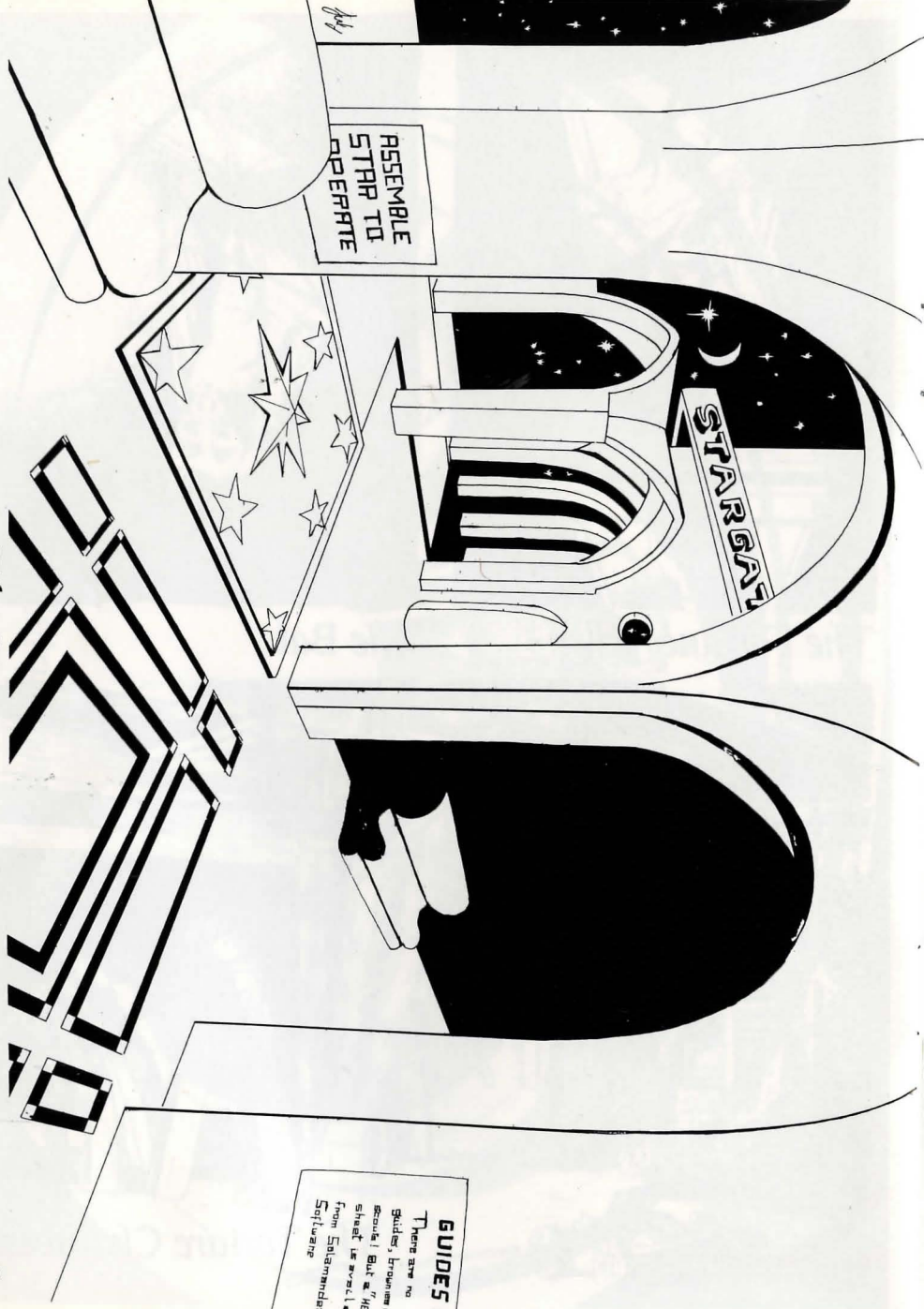
Problems

If you have any problems loading or running this program, please return it, stating the problem to:-

Salamander Software
17 Norfolk Road
Brighton
East Sussex
BN1 3AA

Help

There is no HELP facility for Franklin's Tomb. If you get really stuck, send a self addressed stamped envelope and we will send you a help sheet.



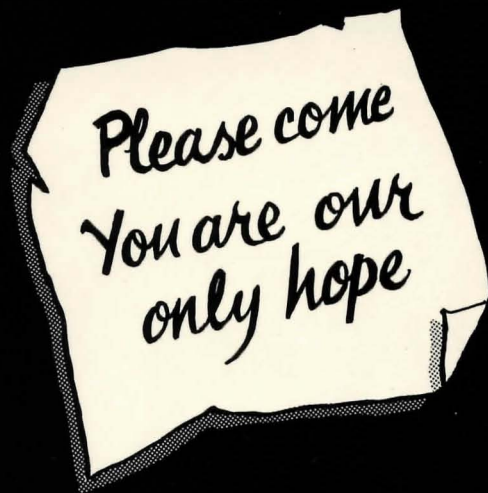
GUIDES :
There are no
guides, buttons or
scrolls. But a HELP
sheet is available
from Salamander
Software

The Stargate

My name is Diamond. Dan Diamond. I'm a cop, at least I used to be. That was then, this is now, and nobody knows what tomorrow will be. That's the way things are, whether we like it or not. . . .

Franklin's Tomb is an adventure for one player. Can you, as Dan Diamond, solve the riddle of the crypt, or will you fall prey to its mystery as so many others before you.

Franklin's Tomb comes complete with a 20 page fully illustrated case file.





Salamander
SOFTWARE

WARNING: These programs are sold according to Salamander Software's terms of trade and conditions of sale, copies of which are available on request.