

AS SEEN  
ON Tri-D!

# HOW MANY TIMES HAS THIS HAPPENED TO YOU?



**NOW SEE THE UNIVERSE THE SAFE,  
SURE, MONEY-SAVING WAY WITH THE  
HITCHHIKER'S GUIDE TO THE GALAXY!**



Megadodo

Publications

# YES! THE UNIVERSE LESS THAN 30 ALTAIRI

**BLACK HOLES. SAVAGE ALIEN WARRIOR TRIBES.** Welfare planets ruled by dry-cleaning establishments, where even the most basic of human necessities are provided for a day late and with too much starch. Face it, the Universe is **NO PLACE TO TRY AND HAVE A GOOD TIME.**

Unless, that is, you're the proud owner of that wholly remarkable object, *The Hitchhiker's Guide to the Galaxy!*

Within the million-plus pages of *The Guide*, which in many corners of the Galaxy has already supplanted the *Encyclopedia*

*Galactica* as the standard repository of all knowledge and wisdom, you'll find **EVERYTHING YOU NEED TO KNOW** about the Universe, from the utmost trivia to the most vital information pertaining to your health and well-being. **WE UNCONDITIONALLY GUARANTEE** it will teach you how to survive and even **ENJOY THE UNIVERSE—ALL ON ONLY 30 ALTAIRIAN DOLLARS PER DAY!**\* Just take a peek at this mere sample of *The Guide's* **MILLIONS OF USES** and, like so many other satisfied customers, you'll be convinced that this is truly **THE MOST WHOLLY REMARKABLE ITEM YOU'LL EVER BUY!**

**PLANNING A HONEYMOON?** Let *The Guide* show you how to get the best rates and accommodations on exclusive vacation paradises like Vortaqua, planet of the Heart-Shaped Hot Tub Lakes!

**TRIVIA BUFF?** *The Guide* has all the answers, as well as most of the questions. For example: What titles comprise Oolon Colluphid's trilogy of philosophical blockbusters?



# CAN BE YOURS FOR AN DOLLARS PER DAY!

Answer: *Where God Went Wrong, Some More of God's Greatest Mistakes and Who Is This God Person, Anyway?*

**CONVENTION COMING UP?** *The Guide* knows where to find all the swankiest hotels, the trendiest restaurants, the swayingest nightclubs, the friendliest escort services and the cheapest duty-free shops in which to buy gifts for appeasing one's family and conscience!

**NEED HELP FAST?** In a flash, *The Guide* can supply you with such useful tidbits of information as: how to tell your Aunt Clara

from a Seven-Stomached Gorba Plant; what to do if Aunt Clara has been devoured by a Seven-Stomached Gorba Plant; how to perform the Heimlich Maneuver on a Seven-Stomached Gorba Plant, and much, much more!

\*\*"30 Altairian Dollars Per Day" is an estimated figure and is provided strictly for purposes of comparison. Actual expenses may be higher.\*\*

\*\*In fact, we're sure of it. Quite frankly, if you're not absolutely prepared to lie, cheat, steal your food, pass rubber checks to unsuspecting hotel clerks, hoodwink customs officials, forge passports entitling you to diplomatic immunity, utilize bogus student and/or elderly identification cards to get yourself into tourist attractions at reduced rates, stiff everyone possible on tips and otherwise make a mockery of Intergalactic Law, just about the only way you're going to get by on 30 Altairians per diem is by staying home and camping out in your own backyard.



# AND THAT'S NOT ALL!

*The Guide* is more than a super travelogue or an incredible answer machine—it's a lovely addition to any backpack or suitcase that fits in perfectly with every decor. It comes in a wrinkle-proof, scratch-resistant plastic cover with **THE LOOK AND FEEL OF REAL VINYL**, handsomely inscribed with the words **DON'T PANIC** in large, friendly letters. And talk about handy—The **Mark IV** version of *The Guide* has **MORE OPTIONS THAN A 20-ARMED HRUGMUS HAS HANGNAILS!** Just look what you can get...

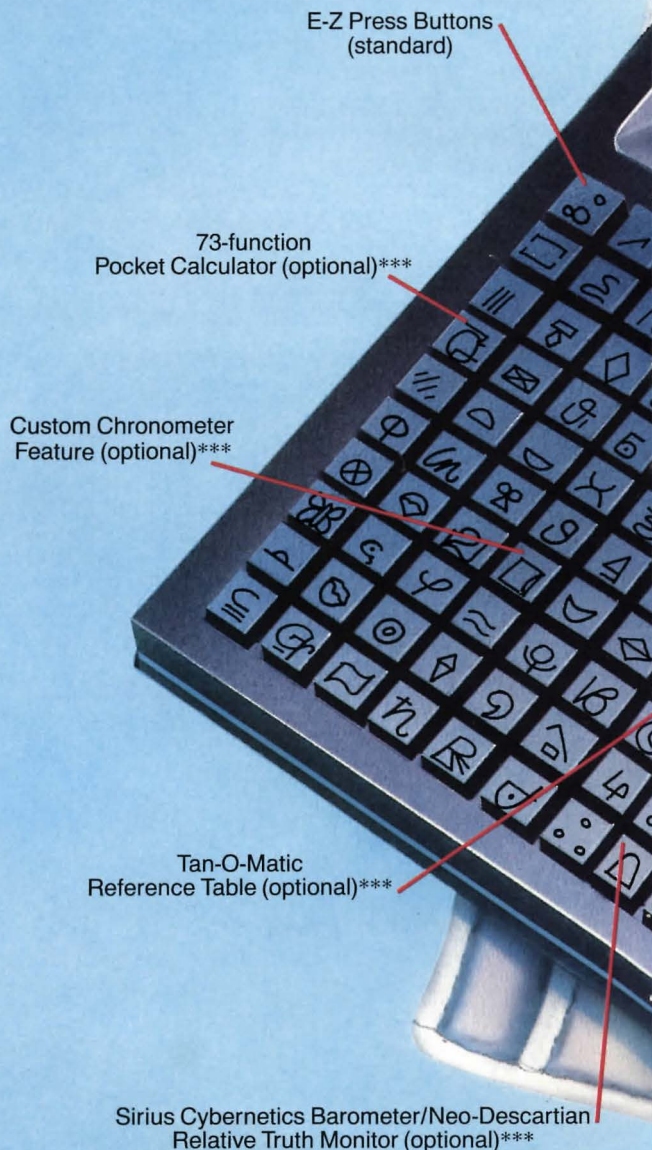
**73-FUNCTION POCKET CALCULATOR OPTION** lets you solve equations that have baffled mathematicians for eons, such as how to travel faster than the speed of light without losing your luggage.

**CUSTOM CHRONOMETER** displays year, month, day and date, to within a fraction of a slub in civilian time *and* military time *and* Happy Hour Time for the nearest pub in the Galaxy.

**TAN-O-MATIC REFERENCE TABLE** tells you the exact coordinates of all the best beaches, the most up-to-date fashion tips on polarized eyewear and reflectors, the precise length of time you can sunbathe before your friends have to carry you home in an urn, and the appropriate level of sunscreen to wear in case of a supernova.

**SIRIUS CYBERNETICS BAROMETER/NEO-DISCARTIAN RELATIVE TRUTH MONITOR** indicates temperature, barometric pressure, high tide, low tide, wind direction and velocity, prevailing weather conditions, amount of precipitation in the last 1,000 slubs and whether you're actually experiencing any of it or are simply being deceived by your imperfect senses.

**SALAD-SLASHER/FOOD PROCESSOR/LEMON ZESTER ATTACHMENT** slices, dices, chops and bludgeons even the most rubbery fruit or vegetable in seconds!




E-Z Press Buttons  
(standard)

73-function  
Pocket Calculator (optional)\*\*\*

Custom Chronometer  
Feature (optional)\*\*\*

Tan-O-Matic  
Reference Table (optional)\*\*\*

Sirius Cybernetics Barometer/Neo-Descartian  
Relative Truth Monitor (optional)\*\*\*



5 5/8-inch Screen  
(standard)

**ACTUAL  
SIZE!**

SALAD-SLASHER  
Attachment (optional)\*\*\*

**DON'T  
PANIC!**

\*\*\* All optional features subject to availability and our total unwillingness to turn a perfectly good product into some kind of glorified all-purpose appliance for every gizmo-happy customer who happens to fall for this type of cheap swank.

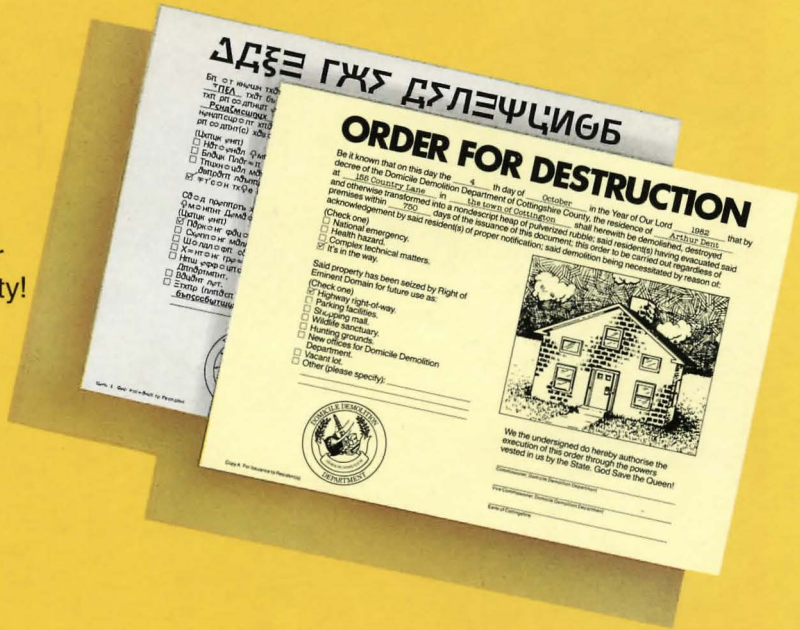
# BUT WAIT... THERE'S MORE

Now for a **LIMITED TIME ONLY** when you **RUSH** your *Hitchhiker's Guide to the Galaxy* order to Megadodo Publications, you'll also get as our **SPECIAL GIFT** to you **ENOUGH THROW-IN ITEMS TO FILL AN ATTIC!** So act now and receive all these fabulous bonuses!



**FLUFF:** Goes anywhere—under the bed, behind the commode, at the bottom of your pocket, inside your navel!

**DESTRUCT ORDERS FOR YOUR HOME AND PLANET:** Suitable for framing, and great gag gifts at any party!



**DON'T PANIC! BUTTON:** Perfect for those times when your planet is being bombarded by laser beams, your toaster starts talking to you and traces of radioactivity are discovered in your breakfast cereal!

# ORE!



**JOO JANTA 200  
SUPER-CHROMATIC  
PERIL-SENSITIVE SUNGLASSES: \*\*\*\***

You'll look cool and stay cool even when attending a Vogon poetry reading!

**NO TEA:** Just like the tea professional hitchhikers don't carry!

**MICROSCOPIC  
SPACE FLEET:**  
Just the thing for attacking  
microscopic civilizations.



\*\*\*\* Not recommended for driving.

**HOW MUCH WOULD  
YOU PAY NOW?  
ONE HUNDRED ALTAIRIAN DOLLARS?  
TWO HUNDRED? THREE HUNDRED?!**

# JUST DA59.99!

That's right! **RUSH YOUR ORDER NOW** and receive *The Hitchhiker's Guide to the Galaxy* and the fluff and the destruct orders and the Don't Panic! button and the sunglasses and the space fleet and no tea **ALL FOR THE INCREDIBLY LOW, LOW PRICE OF JUST DA59.99!**

To save c.o.d., handling charges and Imperial Galactic Government delivery service duties, **PHONE IN YOUR ORDER TODAY!**



## **OPERATORS ARE STANDING BY!**

Call 1-555-55-5-55555-555-5555.  
On Ursa Minor Beta, dial  
1-5-555-55-55555-555-5555, ext. 5.

## **MAKE THAT CALL TODAY!**

**THIS OFFER NOT AVAILABLE IN ANY STORE!\*\*\*\*\***

\*\*\*\*\* Except Deluxe-O-Mat, Chain-O-Rama, Qwang's Drive-In Asteroid, Tawdry Merchandise King, House of Remainers, Liquidator's Clearinghouse, Mister Tawdry, Galaxy o' Tawdry Merchandise, Tawdry Merchandise-n-Such, 1-A Tawdry Sales & Service, Ye Olde Tawdry Merchandise Shoppe and MegaMart outlets throughout the Universe.



**Instruction  
Manual for  
THE  
HITCHHIKER'S  
GUIDE TO  
THE GALAXY**



# Instruction Manual for THE HITCHHIKER'S GUIDE TO THE GALAXY

## Don't Panic!

Relax, because everything you need to know about playing THE HITCHHIKER'S GUIDE TO THE GALAXY is contained in the pages of this manual. In this story, you will be Arthur Dent, a rather ordinary earth creature who gets swept up in a whirlwind of interstellar adventures almost beyond comprehension. As the story begins, bulldozers are waiting to reduce your house to rubble to make way for a motorway bypass. While you attempt to deal with this problem, your rather strange friend Ford Prefect drops by to tell you that the Earth is about to be demolished to make way for an interstellar bypass! If you survive this double threat, you'll embark on a series of inter-galactic misadventures even funnier than your worst nightmares! And, because anything is possible in THE HITCHHIKER'S GUIDE TO THE GALAXY, you may soon not even be sure of your own identity!

If you're experienced with Infocom's interactive fiction, you may not feel like reading the entire manual. However, you should at least read the appendices of important commands (on page 18) and recognized verbs (on page 19). The sample transcript, on page 21, will give you ideas for some of the weird things you can do in HITCHHIKER'S.

A special note for people who have read the book THE HITCHHIKER'S GUIDE TO THE GALAXY: Although the opening of the game is fairly similar to the book, the story quickly diverges, with lots of new material and different twists. Familiarity with the story may make a few of the early puzzles easier, but if you rely too heavily on this previous knowledge, you will certainly befuddle yourself.

## Table of Contents

<b>An Overview</b>	<b>Page 12</b>
• What is interactive fiction?	
• Moving around	
• Turns and scoring	
<b>Tips for Novices</b>	<b>13</b>
Nine useful pointers about interactive fiction.	
<b>Communicating with HITCHHIKER'S</b>	<b>14</b>
• Basic sentences	
• Complex sentences	
• Talking to characters in the story	
• Vocabulary limitations	
<b>Starting and Stopping</b>	<b>16</b>
• Starting HITCHHIKER'S ("Booting Up")	
• Saving and restoring	
• Quitting and restarting	
<b>Appendix A: Quick Reference Guide</b>	<b>17</b>
This is a brief summary of the most important things to know about interactive fiction. It is VITAL to know all these things before you begin playing.	
<b>Appendix B: Important Commands</b>	<b>18</b>
<b>Appendix C: Some Recognized Verbs</b>	<b>19</b>
<b>Appendix D: HITCHHIKER'S Complaints</b>	<b>20</b>
<b>Appendix E: Sample Transcript and Map</b>	<b>21</b>
<b>Appendix F: We're Never Satisfied</b>	<b>24</b>
<b>Appendix G: If You Have Technical Problems</b>	<b>24</b>
<b>Appendix H: Author Biographies</b>	<b>25</b>
<b>Appendix I: Copyright and Warranty Information</b>	<b>25</b>

## An Overview

Interactive fiction is a story in which *you* are the main character. Your own thinking and imagination determine the actions of that character and guide the story from start to finish.

Each work of interactive fiction, such as HITCHHIKER'S, presents you with a series of locations, items, characters, and events. You can interact with these in a variety of ways.

To move from place to place, type the direction you want to go. When you find yourself in a new location, it's a good idea to become familiar with your surroundings by exploring the nearby rooms and reading each description carefully. (You may notice that HITCHHIKER'S occasionally refers to a location as a "room," even if you are outdoors.) As you explore, it is helpful to make a map of the geography.

An important element of interactive fiction is puzzle-solving. You should think of a locked door or a ferocious beast not as a permanent obstacle, but merely as a puzzle to be tackled. Solving puzzles will frequently involve bringing a certain item with you and then using it in the proper way.

In HITCHHIKER'S, time passes only in response to your input. You might imagine a clock that ticks once for each sentence you type, and the story progresses only at each tick. Nothing happens until you type a sentence and press the RETURN (or ENTER) key, so you can plan your turns as slowly and carefully as you want.

To measure your progress, HITCHHIKER'S keeps track of your score. You may get points for solving puzzles, performing certain actions, or visiting certain locations. Keeping track of what actions increase your score will help you learn what the goal of the story is.

## Tips for Novices

1. Draw a map. It should include each location, the directions connecting it to other locations, and any interesting objects there. (See the small sample map that goes along with the sample transcript on page 21.) Note that there are 10 possible directions, plus IN and OUT.

2. Most objects that you can pick up are important for solving one or more of the puzzles you'll run into in the story.

3. Save your place often. That way, if you get "killed" or hopelessly mucked up, you won't have to start over from the beginning. See page 16 for instructions.

4. Read the story carefully. There are often clues in the descriptions of locations and objects, as well as in labels, engravings, books, and so on. Even strange or dangerous actions may provide clues, and might prove to be fun! You can always save your position first if you want. Here's a silly example:

> GIVE THE TARNISHED COIN TO THE USHER

The usher looks unimpressed, and begins leading you toward the last row of the theatre.

You've just learned there is something (such as the crisp bill) which might convince the usher to give you a front row seat . . . perhaps even a front row seat next to Queen Isameera and her dreadfully expensive and easy-to-steal diamond-studded tiara.

5. Unlike other "adventure games" that you may have played, there are many possible routes to the end of HITCHHIKER'S. Some puzzles have more than one solution; others don't need to be solved at all. Sometimes you will have to solve one puzzle in order to obtain the item(s) or information you need to solve another.

6. You may find it helpful to play HITCHHIKER'S with another person. Different people may find different puzzles easy and often complement each other.

7. If you get really stuck, you can order a hint booklet and a complete map using the order form in your package. You don't need this booklet to enjoy the story, but it will make solving HITCHHIKER'S easier.

8. Read the sample transcript on page 21 to get a feel for how interactive fiction works.

9. You can word a command in many different ways. For example, to put on the dressing gown, you could use any of the following:

PUT ON THE GOWN.

WEAR THE TATTY DRESSING GOWN.

DON GOWN.

In fact, if the gown is the only article of clothing present, just typing WEAR is enough, since HITCHHIKER'S will assume you mean the gown. But more about that in the next section . . .

## Communicating with HITCHHIKER'S

In HITCHHIKER'S, you type your sentence in plain English each time you see the prompt (>). HITCHHIKER'S usually acts as if your sentence begins "I want to . . .," although you shouldn't actually type those words. You can use words like "THE" if you want, and you can use capital letters if you want; HITCHHIKER'S doesn't care either way.

When you finish typing a sentence, press the RETURN (or ENTER) key. HITCHHIKER'S will respond by telling you whether your request is possible at this point in the story and what happened as a result.

HITCHHIKER'S recognizes your words by their first six letters, and all subsequent letters are ignored. Therefore, BULLDOg, BULLDOgs, BULLDOzer, and BULLDOckpokingham (a small town in Dockpokinghamshire) would all be treated as the same word by HITCHHIKER'S.

To move around, just type the desired direction. You can use the eight compass directions: NORTH, SOUTH, EAST, WEST, NORTHEAST, NORTHWEST, SOUTHEAST, and SOUTHWEST. You can abbreviate these to N, S, E, W, NE, NW, SE, and SW, respectively. You can use UP (or U) and DOWN (or D). IN and OUT will also work in certain places. On board a ship, you'll want to use the directions PORT (or P), STARBOARD (or SB), FORE (or F), and AFT.

HITCHHIKER'S understands many different kinds of sentences. Here are some examples. (Note that some of these items do not actually appear in HITCHHIKER'S.)

WALK NORTH  
DOWN  
NE  
GO AFT  
U  
TAKE BOX  
PICK UP THE CARDBOARD BOX  
DROP IT  
PUSH THE BUTTON  
OPEN THE AIRLOCK DOOR  
EXAMINE THE PRESSURE SUIT  
LOOK UNDER THE TABLE  
ENJOY THE RHODODENDRON BUSH  
SHOOT THE BEAST WITH THE PEA SHOOTER  
ATTACK THE BUREAUCRAT WITH THE COURT ORDER  
PUT THE BANANA PEEL IN FRONT OF THE BEGGAR

You can use multiple objects with certain verbs if you separate them by the word AND or by a comma. Some examples:

TAKE PENCIL, PAPER, STAMP  
DROP THE MAP, THE FORK, AND THE THERMO-  
NUCLEAR WEAPON  
PUT THE EGGS AND THE BACON IN THE  
FRYING PAN  
GIVE THE SHINY PENNY AND THE TARNISHED  
PENNY TO THE MONKEY

The word ALL refers to every visible object except those inside something else. If there were an apple on the ground and an orange inside a cabinet, TAKE ALL would take the apple but not the orange.

TAKE ALL  
TAKE ALL STAMPS  
TAKE ALL THE STAMPS EXCEPT THE RED STAMP  
TAKE ALL FROM THE DESK  
GIVE ALL BUT THE PENCIL TO THE ROBOT  
DROP ALL EXCEPT THE PEA SHOOTER

You can include several sentences in one input line if you separate them by the word THEN or by a period. (Note that each sentence will still count as a turn.) You don't need a period at the end of the input line. For example, you could type all of the following at once, before pressing the RETURN (or ENTER) key:

EAST.TAKE THE GUN THEN PUT THE BULLET IN IT.  
SHOOT GERTRUDE

If HITCHHIKER'S doesn't understand one of the sentences on your input line, or if something unusual happens, it will ignore the rest of your input line (see "HITCHHIKER'S Complaints" on page 20).

There are three kinds of questions that HITCHHIKER'S understands: WHAT, WHERE, and WHO. Here are examples that you can try in HITCHHIKER'S:

WHAT IS ADVANCED TEA SUBSTITUTE?  
WHERE IS THE TOWEL?  
WHO IS ZAPHOD BEEBLEBROX?

You will meet other people and creatures in HITCHHIKER'S. You can "talk" to some of these beings by typing their name, then a comma, then whatever you want them to do. Here are some examples:

BARTENDER, GIVE ME A BEER  
FORD, OPEN THE SATCHEL  
CAPTAIN, WHAT ABOUT THE METEOR HOLE?  
FRED, TAKE THE TOWEL THEN FOLLOW ME  
MARVIN, KILL THE ALIEN. ENTER THE CLOSET

Notice that in the last two examples, you are giving a person more than one command on the same input line.

You can use quotation marks to answer a question, say something "out loud," or type something on a keyboard. For example:

SAY "HELLO"  
ANSWER "ZEKE FITZBERRY"  
TYPE "LOGOUT"

HITCHHIKER'S tries to guess what you really mean when you don't give enough information. For example, if you say that you want to do something, but not what you want to do it to or with, HITCHHIKER'S will sometimes decide that there is only one possible object that you could mean. When it does so, it will tell you. For example:

> SHOOT THE DOGGIE  
(with the ray gun)  
The cute little doggie is incinerated.

or

> GIVE THE TOWEL  
(to the hitchhiker)  
The hitchhiker naturally already has a towel, but thanks you politely for your offer.

If your sentence is ambiguous, HITCHHIKER'S will ask what you really mean. You can answer most of these questions briefly by supplying the missing information, rather than typing the entire input again. You can do this only at the very next prompt. Some examples:

> CUT THE BREAD  
What do you want to cut the bread with?  
> THE KNIFE  
The bread is stale to the point of being petrified.

or

> KILL THE FLY WITH THE AXE  
Which axe do you mean, the teensy axe or the atomic-powered supersonic planet-smashing axe?  
> TEENSY  
The fly expires.

HITCHHIKER'S uses many words in its descriptions that it will not recognize in your sentences. For example, you might read, "Disgusting gobs of yellow goo ooze out of the monster's elbows." However, if HITCHHIKER'S doesn't recognize the words GOO or ELBOWS in your input, you can assume that they are not important to your completion of the story, except to provide you with a more vivid description of where you are or what is going on. HITCHHIKER'S recognizes over 800 words, nearly all that you are likely to use in your sentences. If HITCHHIKER'S doesn't know a word you used, or any of its common synonyms, you are almost certainly trying something that is not important in continuing the story.

## Starting and Stopping

*Starting the Story:* Now that you know what to expect when you venture into HITCHHIKER'S, it's time for you to "boot" your disk. To load HITCHHIKER'S, follow the instructions on the Reference Card in your package.

Following the copyright notice and the release number of the story, you will see the opening message.

Here are a couple of quick exercises to help you get accustomed to interacting with HITCHHIKER'S. Try typing the following next to the prompt (>):

TURN ON THE LIGHT

Then press the RETURN (or ENTER) key. HITCHHIKER'S will respond with:

Good start to the day. Pity it's going to be the worst one of your life. The light is now on.

You will also now see the description of the Bedroom, the opening location of the story. Try typing:

TAKE THE TATTY DRESSING GOWN

After you press the RETURN (or ENTER) key, HITCHHIKER'S will respond:

You can't reach it from the bed. The effort of reaching is almost too much for you to stand.

*Saving and Restoring:* It will probably take you many days to complete HITCHHIKER'S. Using the SAVE feature, you can continue at a later time without having to start over from the beginning, just as you can place a bookmark in a book you are reading. SAVE puts a "snapshot" of your place in the story onto another disk. If you are a cautious player, you may want to save your place before (or after) trying something dangerous or tricky. That way, you can go back to that position later, even if you have gotten lost or "killed" since then.

To save your place in the story, type SAVE at the prompt (>), and then follow the instructions for saving and restoring on your Reference Card. Some systems require a blank disk, initialized and formatted, for saves. Using a disk with data on it (not counting other HITCHHIKER'S saves) may result in the loss of that data, depending on what kind of computer you have.

You can restore a saved position any time you want. To do so, type RESTORE at the prompt (>), and follow the instructions on your Reference Card. You can then continue the story from the point where you used the SAVE command. You can type LOOK for a description of where you are.

*Quitting and Restarting:* If you want to start over from the beginning, type RESTART. (This is usually faster than re-booting.) Just to make sure, HITCHHIKER'S will ask if you really want to start over. If you do, type Y or YES.

If you want to stop entirely, type QUIT. Once again, HITCHHIKER'S will ask if this is really what you want to do.

Remember when you RESTART or QUIT: if you want to be able to return to your current position, you must first do a SAVE.



## Appendix A

### Quick Reference Guide

1. To start the story (“boot up”), see the separate Reference Card in your HITCHHIKER’S package.

2. When you see the prompt (>) on your screen, HITCHHIKER’S is waiting for your input. There are four kinds of sentences or commands that HITCHHIKER’S understands:

A. Direction commands: To move from place to place, just type the direction you want to go: N (or NORTH), E, S, W, NE, SE, NW, SW, U (or UP), D, IN, OUT, P (or PORT), SB, F, AFT.

B. Actions: Just type whatever you want to do. Some examples: READ THE BOOK or OPEN THE DOOR or LOOK THROUGH THE WINDOW. Once you’re familiar with simple commands, you’ll want to use more complex ones as described in “Communicating with HITCHHIKER’S” on page 14.

C. Commands given to people: To talk to characters in the story, type their name, then a comma, then what you want to say to them. For example: RALPH, GIVE ME THE WELDING TORCH or YOUNG MAN, GO WEST.

D. Special one-word commands such as INVENTORY or DIAGNOSE: A list of these appears in the “Important Commands” appendix on page 18.

3. Important! After typing your sentence or command, you must press the RETURN (or ENTER) key before HITCHHIKER’S will respond.

4. On most computers, your screen will have a special line called the status line. It tells you the name of your current location, your score, and the number of turns you have taken.

5. You can pick up and carry many of the items you’ll find in the story. For example, if you type TAKE THE SPOON, you will be carrying it. Type INVENTORY to find out what you have.

6. When you want to stop playing, save your place for later, or start over, read the “Starting and Stopping” section on page 16.

7. If you have trouble playing, refer to the specific section of the manual for more detailed instructions.

## Appendix B

### Important Commands

There are a number of one-word commands which you can type instead of a sentence. You can use them over and over as needed. Some count as a turn, others do not. Type the command after the prompt (>) and press the RETURN (or ENTER) key.

**AGAIN**—HITCHHIKER'S will usually respond as if you had repeated your previous sentence. Among the cases where AGAIN will not work is if you were just talking to another character. You can abbreviate AGAIN to G.

**BRIEF**—This tells HITCHHIKER'S to give you the full description of a location only the first time you enter it. On subsequent visits, HITCHHIKER'S will tell you only the name of the location and the objects present. This is how HITCHHIKER'S will normally act, unless you tell it otherwise using the VERBOSE or SUPERBRIEF commands.

**DIAGNOSE**—HITCHHIKER'S will give you a brief medical report of your physical condition.

**FOOTNOTE**—Occasionally, the text in HITCHHIKER'S will mention the existence of a footnote. To read the footnote, simply type FOOTNOTE followed by the appropriate footnote number (for example, FOOTNOTE 7). This will not count as a turn.

**INVENTORY**—HITCHHIKER'S will list what you have. You can abbreviate INVENTORY to I.

**LOOK**—This tells HITCHHIKER'S to describe your location in full detail. You can abbreviate LOOK to L.

**QUIT**—This lets you stop. If you want to save your position before quitting, follow the instructions in the "Starting and Stopping" section on page 16. You can abbreviate QUIT to Q.

**RESTART**—This stops the story and starts it over from the beginning.

**RESTORE**—This restores a saved position made using the SAVE command. See "Starting and Stopping" on page 16 for more details.

**SAVE**—This makes a "snapshot" of your current position onto your storage disk. You can return to a saved position in the future using the RESTORE command. See "Starting and Stopping" on page 16 for more details.

**SCORE**—HITCHHIKER'S will show your current score and the number of turns you have taken.

**SCRIPT**—This command tells your printer to begin making a transcript of the story as you go along. A transcript may aid your memory but is not necessary. It will work only on certain computers; read your Reference Card for details.

**SUPERBRIEF**—This commands HITCHHIKER'S to display only the name of a place you have entered, even if you have never been there before. In this mode, HITCHHIKER'S will not even mention which objects are present. Of course, you can always get a description of your location, and the items there, by typing LOOK. In SUPERBRIEF mode, the blank line between turns will be eliminated. This mode is meant for players who already know their way around. Also see VERBOSE and BRIEF.

**UNSCRIPT**—This commands your printer to stop making a transcript.

**VERBOSE**—This tells HITCHHIKER'S that you want a complete description of each location, and the objects in it, every time you enter a location, even if you've been there before. Also see BRIEF and SUPERBRIEF.

**VERSION**—HITCHHIKER'S responds by showing you the release number and the serial number of your copy of the story. Please include this information if you ever report a "bug."

**WAIT**—This will cause time in the story to pass. Normally, between turns, nothing happens in the story. You could leave your computer, have a snack, take a walk around the block, hitchhike to Procyon VII, spend fourteen years working in the slime pits, and return to find that nothing has changed. You can use WAIT to make time pass in the story without doing anything. For example, if you encounter an alien being, you could WAIT to see what it will do. Or, if you are in a moving vehicle, you could WAIT to see where it will go. You can abbreviate WAIT to Z.

## Appendix C

### Some Recognized Verbs

These are only some of the verbs that HITCHHIKER'S understands. There are many more. Remember that you can use a variety of prepositions with them. For example, LOOK can become LOOK INSIDE, LOOK BEHIND, LOOK UNDER, LOOK THROUGH, LOOK AT, and so on.

ANSWER	ENJOY	LIGHT	SAY
APPROACH	ENTER	LISTEN	SHOOT
ASK	ESCAPE	LOOK	SHOW
BLOCK	EXAMINE	MOVE	SIT
BUY	EXIT	PANIC	SLEEP
CARVE	FILL	PULL	SMELL
CLIMB	FIND	OPEN	STAND
CLOSE	FOLLOW	PICK	TAKE
CONNECT	GIVE	PLUG	TASTE
CONSULT	HANG	POINT	THROW
COVER	HIDE	PUSH	TOUCH
DANGLE	JUMP	PUT	TURN
DESTROY	KILL	READ	TYPE
DRINK	KNOCK	RELAX	WAKE
DROP	LIE	REMOVE	WALK

## Appendix D

### HITCHHIKER'S Complaints

HITCHHIKER'S will complain if you type a sentence that confuses it completely. HITCHHIKER'S will then ignore the rest of the input line. (Unusual events, such as being attacked, may also cause HITCHHIKER'S to ignore the rest of the sentences you typed, since the event may have changed your situation drastically.) Some of HITCHHIKER'S's complaints:

**I DON'T KNOW THE WORD** "(your word)." The word you typed is not in the story's vocabulary. Sometimes using a synonym or rephrasing will help. If not, HITCHHIKER'S probably doesn't know the idea you were trying to get across.

**YOU USED THE WORD** "(your word)" **IN A WAY THAT I DON'T UNDERSTAND.** HITCHHIKER'S knows the word you typed, but couldn't use it in that sense. Usually this is because HITCHHIKER'S knows the word as a different part of speech. For example, if you typed **PRESS THE LOWER BUTTON**, you are using **LOWER** as an adjective, but HITCHHIKER'S might know **LOWER** only as a verb, as in **LOWER THE BOOM.**

**THAT SENTENCE ISN'T ONE I RECOGNIZE.** The sentence you typed may have been gibberish, such as **GIVE TROLL WITH SWORD.** Or, you may have typed a reasonable sentence but used a syntax that HITCHHIKER'S does not recognize, such as **SMELL UNDER THE ROCK.** Try rephrasing the sentence.

**THERE WAS NO VERB IN THAT SENTENCE!** Unless you are answering a question, each sentence must have a verb (or a command) in it somewhere.

**THERE SEEMS TO BE A NOUN MISSING IN THAT SENTENCE!** This usually means that your sentence was incomplete, such as **EAT THE BLUE.**

**THERE WERE TOO MANY NOUNS IN THAT SENTENCE.** An example is **PUT THE SOUP IN THE BOWL WITH THE LADLE**, which has three noun "phrases," one more than HITCHHIKER'S can digest in a single action.

**YOU CAN'T USE MULTIPLE (IN)DIRECT OBJECTS WITH** "(your verb)." You can use multiple objects (that is, nouns or noun phrases separated by **AND** or a comma) or the word **ALL** only with certain verbs. Among the more useful of these verbs are **TAKE**, **DROP**, and **PUT**. An example of a verb that will not work with multiple objects is **ATTACK**; you couldn't say **ATTACK ALL** or **ATTACK THE ALIEN AND THE ROBOT.**

**YOU CAN'T SEE ANY (object) HERE!** The item you referred to was not visible. It may be somewhere else, inside a closed container, and so on.

**THE OTHER OBJECT(S) THAT YOU MENTIONED ISN'T (AREN'T) HERE.** You referred to two or more items in the same sentence, and at least one of them wasn't visible to you in your present location.

**BE SPECIFIC: WHAT DO YOU WANT TO** (your verb)? You used **HIM**, **HER**, or **IT**, but HITCHHIKER'S isn't sure what person or object you meant.

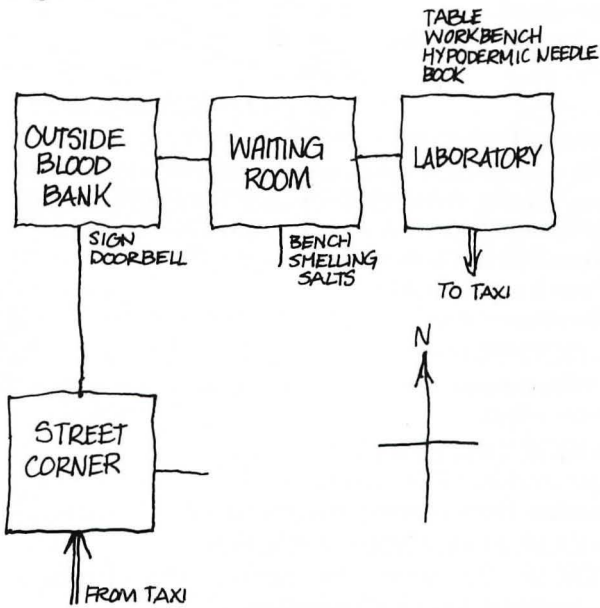
**I BEG YOUR PARDON?** You pressed the **RETURN** (or **ENTER**) key without typing anything.

**IT'S TOO DARK TO SEE!** In the story, there was not enough light to perform your action.

**YOU CAN'T GO THAT WAY.** There was no passage or exit in the direction you tried to move.

## Appendix E Sample Transcript and Map

This transcript is not from HITCHHIKER'S, but it does show most of the things you can do in the story. It contains several simple puzzles and their solutions, and it will give you a good idea of how interactive fiction works. The player's sentences appear in capital letters after each prompt (>). The map represents the terrain in the sample transcript as you might have drawn it.



> GET OUT OF THE TAXI

The door is locked.

"Hey, that's four pounds thirty, old chap."

> GIVE THE FIVE POUND NOTE TO THE DRIVER

"Thanks, chum."

> UNLOCK THE DOOR

The taxi door is now unlocked.

> GET OUT OF THE TAXI

Street Corner

You are on a street corner on the outskirts of London. A signpost reveals that you are on the corner of Foominster and Frobington. The sidewalk continues north and east. Because of the heavy traffic here, crossing the street is out of the question.

> WHO AM I

You are Chester Smith, an unemployed granola salesman.

> WHAT IS THE OBJECT OF THE GAME?

Well, the superficial object of the game is to get to the end of the story and achieve the maximum score.

The real object of the game is to show a bunch of novices how interactive fiction works.

> WALK NORTH

Outside Blood Bank

You are in the middle of the block on a street that runs north-south. Immediately to the east is the entrance to a massive granite (Footnote 9) building. Next to the entrance is a sign and a doorbell.

> FOOTNOTE 9

Well, concrete actually. We wanted a granite building for the story, but we couldn't afford it because constructing that giant spaceship for the Aldebaran Battle scene took such a big bite out of the budget. But the concrete IS covered with a plastic veneer that does LOOK a lot like granite.

> READ THE SIGN

"OUTSKIRTS OF LONDON BLOOD BANK: We pay £30 for a pint of blood. Painless, takes only an hour. Ring doorbell for admittance."

> EAST

The Blood Bank door is closed.

> OPEN IT

It's locked.

> RING THE DOORBELL

You already did that, didn't you?

> NO

I think you're wrong. I'm a computer, so I have a really terrific memory, and I'm almost positive you already rang the doorbell. Couldn't you be mistaken?

> NO

Hmmm... well, I just looked back, and I guess you didn't ring the doorbell after all. Do you still want to ring the doorbell?

> YES

The bell rings. A minute later, a stooped man opens the door and beckons you to enter.

> ENTER THE BLOOD BANK

Waiting Room

This is a dim room with exits to the east and west. A narrow, winding stair leads downward. The room is sparsely furnished with several uncomfortable-looking benches. There is no one waiting ahead of you. There is a bottle of smelling salts here.

The stooped man slams the front door and bolts it. "Please . . . have a seat. It will only be several . . . minutes." He exits to the east.

> SIT DOWN

What do you want to sit down on?

> THE BENCH

You are now sitting on the bench.

> ENJOY THE BENCH

Easier said than done, considering how hard and uncomfortable the bench is.

> TAKE THE BOTTLE OF SMELLING SALTS

You can't reach it from the bench.

> STAND UP

You are on your own feet again.

> TAKE THE BOTTLE OF SMELLING SALTS

Your load is too heavy.

> INVENTORY

You have:

a briefcase

a suit

It looks like the suit contains:

a ten-pound note

a grapefruit

> OPEN THE BRIEFCASE

Opening the briefcase reveals an array of granola samples.

> DROP THE GRAPEFRUIT THEN TAKE THE BOTTLE OF SMELLING SALTS

Dropped.

Taken.

> WAIT

After all, what's a waiting room for? Time passes . . . The stooped man enters, pushing a wheelbarrow full of bones. You're no expert on the subject, but they sure don't look like chicken bones. He spills the bones down the winding stairway.

> WEST

The front door is closed.

> OPEN THE DOOR

Which door do you mean, the front door or the laboratory door?

> FRONT

It's bolted.

> LOOK

Waiting Room

This is a dim room with exits to the east and west. A narrow, winding stair leads downward. The room is sparsely furnished with several uncomfortable-looking benches. There is no one waiting ahead of you. There is a grapefruit here.

The stooped man is here, pushing a wheelbarrow.

> STOOPED MAN, OPEN THE FRONT DOOR

"Who are you calling stooped? I've got a name you know—Igor."

> IGOR, OPEN THE FRONT DOOR

Igor chuckles. "Don't be nervous. It's completely . . . painless. There's nothing to worry about."

> IGOR, WHAT ABOUT THE BONES?

"Oh! Um, they're just . . . fake bones . . . we use for the . . . anatomy class on Wednesdays!"

A gaunt man emerges from the doorway to the east.

"Igor, bring in the next subject." He exits.

> BREAK DOWN THE STREET DOOR

This results in a very sore shoulder.

"If you'll just . . . step this way," says Igor, producing a cattle prod.

> DON'T WALK EAST

You bravely hold your ground. Igor pokes you with the prod. You feel less brave.

> WALK EAST

Laboratory

This is an even dimmer room filled with strange apparatus. A person-sized table fills the center of the room. The mad scientist is here, rubbing his hands. Igor enters behind you and locks the door.

> DON'T PANIC

You try your best. You fail.

"The table . . . please lie down . . . on the table," says Igor, fondling the prod.

> LIE DOWN ON THE TABLE

You are now lying on the table. The mad scientist quickly shackles your wrists and ankles.

> MAD SCIENTIST, LET ME GO

"Who are you calling mad? They called me mad at Oxford also, but I'll show them!"

The mad scientist produces a hypodermic needle filled with a bubbling green fluid. He slowly inserts the needle into your arm. Everything becomes dark and fuzzy . . .

> LOOK

Everything is dark and fuzzy.

> NORTH

If you recall, you passed out a few moves ago.

> DIAGNOSE

If you recall, you passed out a few moves ago.

> LOOK AT ME

Everything is dark and fuzzy.

> WAIT

Time passes . . .

The fuzziness clears, and you find yourself in a strange new location.

> LOOK

West of House

You are standing in an open field west of a white house, with a boarded front door.

There is a small mailbox here.

> OPEN THE MAILBOX

Opening the small mailbox reveals a leaflet.

> INVENTORY

You have:

a briefcase

It looks like the briefcase contains:

an array of granola samples

a suit

It looks like the suit contains:

a ten-pound note

a bottle of smelling salts

> SMELL THE SMELLING SALTS

It smells just like the lid of a bottle of smelling salts.

> OPEN THE BOTTLE

Opened.

> SMELL THE SMELLING SALTS

The smell is overpowering. Your surroundings blur and grow indistinct . . .

Laboratory

Sitting on the table are:

some bones

Sitting on your workbench is:

a hypodermic needle

a book

> IGOR, REMOVE THE BONES

"Yes, master." Igor clears the table. "There's another subject waiting outside."

> IGOR, BRING IN THE NEXT SUBJECT

"Yes, master."

> WHO AM I

You are Baron von Edelstein, the "Mad Professor of Oxford."

> EXAMINE THE HYPODERMIC NEEDLE

It is filled with a bubbling green fluid, your identity transfer serum.

> READ THE BOOK

(taking the book first)

The book is entitled "Who's Who in Interactive Fiction Sample Transcripts." It would take hours and hours to read the whole thing; perhaps you'd like to consult the book about a specific individual?

> CONSULT THE BOOK ABOUT ME

The entry about Baron von Edelstein reads, "A minor and poorly developed character in the HITCHHIKER'S sample transcript."

Igor prods the subject into the room and onto the table.

> INJECT THE SUBJECT WITH THE SERUM

You're not holding the hypodermic needle.

> TAKE THE HYPODERMIC NEEDLE

Taken.

> INJECT THE SUBJECT WITH THE SERUM

The subject, whom you forgot to shackle to the table, pushes you away. In the ensuing struggle, you accidentally inject yourself with the serum. Lights whirl around your head. Especially red, yellow, and green lights. The lights slow down and finally stop whirling, and you realize that . . .

Your taxi is stopped at a traffic light. It's been an hour since your last fare. Suddenly, someone pulls open the door and slides into the back seat. "Corner of Frobington and Foominster, please."

## Appendix F We're Never Satisfied

Here at Infocom, we take great pride in the quality of our products, although all things being equal we'd rather lie on the beach than fix "bugs." However, even after our stories are "out the door," we're constantly improving, honing and perfecting.

Your feedback is important. No matter how much testing we do, it seems that some "bugs" never crawl into view until thousands of you begin doing all those wild and crazy things to the story. If you find a "bug," or if you think a certain puzzle was too hard or too easy, or if you have some other suggestion, or if you'd just like to tell us your opinion of the story, drop us a note! We love every excuse to stop working, and a letter from you is just such an excuse!

Write to:

Infocom, Inc.  
55 Wheeler Street  
Cambridge, MA 02138  
Attn: MARVIN

## Appendix G If You Have Technical Problems

You can call the Infocom Technical Support Team to report "bugs" and technical problems, but not for hints to solve puzzles, at (617) 576-3190. If your disk develops a problem within 90 days after purchase, we will replace it at no charge. Otherwise, there is a replacement fee of \$5.00 (U.S. currency). If you call to report a "bug," please provide your release number, which you can find by typing VERSION. Please return your registration card if you'd like to be on our mailing list and receive our newsletter, *THE NEW ZORK TIMES*.



## Appendix H Author Biographies

**Douglas Adams.** Douglas Adams graduated from Cambridge in 1974, where he was an active member of the Footlights Club, which has launched the careers of many of Britain's great comics. He has collaborated on several projects with Monty Python's Graham Chapman, and has served as a writer and script editor for the TV series "Dr. Who." **THE HITCHHIKER'S GUIDE TO THE GALAXY** began in 1978 as a BBC radio serial, and its popularity soon propelled it into four books, a television series, two records, and a stage show. Adams has the distinction of being the number one entry (thanks to alphabetical order) in the "British Guide to Tall Zany Comic Science Fiction Writers," where his entry reads "Mostly harmless."

**Steven Meretzky.** Steven Meretzky was born in mid-1957, frightening the Soviet Union into the early launching of its Sputnik satellite. Meretzky's gestalt was shaped by a number of painful childhood experiences, including rooting for the New York Mets. He blames his interactive fiction on a combination of growing up in Yonkers and studying at MIT. (We use "studying" in the most general sense.) Meretzky has never been a rutabaga farmer, and believes that eating granola is a decision that should be left to the individual's conscience. Meretzky now lives near Boston, and has been working for Infocom since 1982 as an experimental alternative lifestyle to unemployment. He apologizes for **PLANETFALL™** and **SORCERER™**.

## Appendix I Copyright and Warranty Information

### Limited Warranty

This software product and the attached instructional materials are sold "AS IS," without warranty as to their performance. The entire risk as to the quality and performance of the computer software program is assumed by the user.

However, to the original purchaser of a disk prepared by Infocom and carrying the Infocom label on the disk jacket, Infocom, Inc. warrants the medium on which the program is recorded to be free from defects in materials and faulty workmanship under normal use and service for a period of ninety (90) days from the date of purchase. If during this period a defect on the medium should occur, the medium may be returned to Infocom, Inc. or to an authorized Infocom, Inc. dealer, and Infocom, Inc. will replace the medium without charge to you. Your sole and exclusive remedy in the event of a defect is expressly limited to replacement of the medium as provided above.

THE ABOVE WARRANTIES FOR GOODS ARE IN LIEU OF ALL WARRANTIES, EXPRESS, IMPLIED, OR STATUTORY, INCLUDING, BUT NOT LIMITED TO, ANY IMPLIED WARRANTIES OF MERCHANTABILITY AND FITNESS FOR A PARTICULAR PURPOSE AND OF ANY OTHER WARRANTY OBLIGATION ON THE PART OF INFOCOM, INC. IN NO EVENT SHALL INFOCOM, INC. OR ANYONE ELSE WHO HAS BEEN INVOLVED IN THE CREATION AND PRODUCTION OF THIS COMPUTER SOFTWARE PROGRAM BE LIABLE FOR INDIRECT, SPECIAL, OR CONSEQUENTIAL DAMAGES, SUCH AS, BUT NOT LIMITED TO, LOSS OF ANTICIPATED PROFITS OR BENEFITS RESULTING FROM THE USE OF THIS PROGRAM, OR ARISING OUT OF ANY BREACH OF THIS WARRANTY. SOME STATES DO NOT ALLOW THE EXCLUSION OR LIMITATION OF INCIDENTAL OR CONSEQUENTIAL DAMAGES, SO THE ABOVE LIMITATION MAY NOT APPLY TO YOU.

N.B. After the warranty period, a defective Infocom disk may be returned to Infocom, Inc. with a check or money order for \$5.00 (U.S. currency) for replacement.

### Copyright

The enclosed software product is copyrighted and all rights are reserved by Infocom, Inc. It is published exclusively by Infocom, Inc. The distribution and sale of this product are intended for the use of the original purchaser only and for use only on the computer system specified. Lawful users of this program are hereby licensed only to read the program from its medium into memory of a computer solely for the purpose of executing the program. Copying (except for one backup copy on those systems which provide for it—see Reference Card), duplicating, selling, or otherwise distributing this product is a violation of the law.

This manual and all other documentation contained herein are copyrighted and all rights reserved by Infocom, Inc. These documents may not, in whole or in part, be copied, photocopied, reproduced, translated, or reduced to any electronic medium or machine-readable form without prior written consent from Infocom, Inc.

Willful violations of the Copyright Law of the United States can result in civil damages of up to \$50,000 in addition to actual damages, plus criminal penalties of up to one year imprisonment and/or \$10,000 fine.

PLANETFALL and SORCERER are trademarks of Infocom, Inc. THE HITCHHIKER'S GUIDE TO THE GALAXY is a trademark of Douglas Adams.  
Based on the novel THE HITCHHIKER'S GUIDE TO THE GALAXY  
© 1979 Douglas Adams.  
© 1984 Infocom, Inc.  
Printed in U.S.A.



It is not such a mind-bogglingly improbable coincidence that Douglas Adams, the irrepressible author of the best-selling novel **THE HITCHHIKER'S GUIDE TO THE GALAXY**, would design an interactive story set in the same outrageous universe as his books. He fell in love (well, strong "like") with Infocom's other interactive stories some time ago. He immediately saw the interactive possibilities of **HITCHHIKER'S** and maniacally developed outrageously crazy ideas. So Douglas teamed up with Infocom's specialist in outrageously crazy ideas, Steve Meretzky. Together, they did extensive research throughout the Galaxy (in English pubs, anyway); Douglas wrote and designed puzzles revolving around Vogon poetry, the Bugblatter Beast of Traal, microscopic space fleets and, of course, tea (or lack thereof); and Steve transformed Douglas's ideas into the high-quality, sophisticated software that is synonymous with Infocom's interactive fiction.

And now you're going to take a trip you never thought possible.

You are on the verge of becoming Arthur Dent, a simple if unworldly chap whose house is, unluckily, being bulldozed to make way for a bypass. Not that it matters, really, since the Earth is about to be destroyed for somewhat similar purposes. If you survive these twin disasters, you'll travel with Ford Prefect, your peculiar friend and neighbour, to the most unusual corners of the Galaxy. (Some of the corners are so unusual, in fact, that it's best not to assume the obvious—who you are, for instance.) So prepare to have your mind boggled, your wits tested and your concept of reality thrown for a loop by **THE HITCHHIKER'S GUIDE TO THE GALAXY**. And don't forget your towel!

The Table of Contents for the manual is on page 11. Read it to find out what you need to know before you start the story.