

Collector's Edition

FORGOTTEN REALMS

# ICEWIND DALE™



A BALDUR'S GATE ENGINE ADVENTURE



## Table of Contents

Welcome to Icewind Dale II .....	2
How To Use This Manual .....	3
How To Install and Start Playing .....	3
How To Get Help .....	4
Starting Out .....	5
Party Choice .....	5
Character Generation .....	6
The Interface .....	9
Multiplayer .....	25
Faerûn and the North .....	29
The Dungeons & Dragons Rules .....	38
Experience and Gaining Levels .....	44
Races and Sub-Races .....	47
Classes .....	50
Skills .....	63
Feats .....	65
Magic and the Spell System .....	73
Spells .....	75
Outfitting Yourself .....	132
Arming Yourself .....	133
Magic Items and Treasure .....	135
Tables .....	134
Table 1: Character Ability Scores .....	134
Table 2: Experience and Level Dependent Benefits Chart .....	135
Table 3: Base Save and Base Attack Bonuses .....	136
Table 4: Monk Unarmed Bonuses .....	137
Table 5: Spell Progression .....	138
Table 6: Simple Weapons .....	145
Table 7: Martial Weapons .....	146
Table 8: Armor .....	147
Table 9: Two-Weapon Fighting Penalties .....	147
Credits .....	148
Index .....	150
Interplay Contact Information .....	152



## ICEWIND DALE II

Black Isle Studios is pleased to bring to you Icewind Dale™ II, the sequel to the critically acclaimed Icewind Dale™. Using the Dungeons & Dragons® Third Edition rules, Icewind Dale II continues the classic dungeon crawling experience of the first game, with a horde of new monsters to slay, spells to unleash, and areas to explore in the windswept north of the FORGOTTEN REALMS®. A grave new threat has arisen in the North, a threat that seeks to seal off the Ten-Towns from the rest of Faerûn in a bitter power struggle. The town of Bremen has fallen, and a vicious horde of goblins, orcs, and bug-bears have gathered beneath the mysterious banner of the Chimera and are marching on the port town of Targos. Fearing that they will be overrun, Targos has sent out a call for all able-bodied adventurers, soldiers, and mercenaries to sail north to stand with the town's defenders against the encroaching horde. You and your companions have answered the call.

Icewind Dale II uses a highly modified version of the BioWare Infinity Engine™, originally developed by BioWare Corp. for Baldur's Gate™ and Baldur's Gate II: Shadows of Amn™. Among the many features included in Icewind Dale II, you will now be able to choose new races like the Half-Orcs and sub-races like the Gold Dwarves. You may even play some of the Underdark races, including the Drow and the Duergar. For players who like to equip two scimitars and do a spinning dance of death through their enemies, Two Weapon Fighting has also been included.

Many of the mechanics described in this manual will be familiar to those who have played the Baldur's Gate series and Icewind Dale. If you wish to refresh your knowledge of the interface, feel free to thumb through the manual and read what you wish. The notable differences you will find are the change from AD&D Second Edition rules to D&D Third Edition rules including new races, skills, feats, spells, and the world background, which describes the port city of Targos and its inhabitants.

## Welcome to Icewind Dale II.

## How To Use This Manual

This manual is intended as a reference guide for Icewind Dale II, not something that needs to be read from cover to cover. Refer to it when you need to, or if you are confused about a certain aspect of gameplay. Several tables and an index have been provided at the end of the book to allow you to get the information you need at a glance, and a quick reference card has been included in the game box.

This manual is divided into two parts. The first part gives you the information you need to create your party, use the new interface, and run multiplayer games in Icewind Dale II. It's the nuts and bolts of the game, and it has everything you need to get up and running. The second part, "The North," gives you information on the city of Targos, the world of the FORGOTTEN REALMS, and definitions of certain aspects of the Third Edition Dungeons & Dragons rules, which may be new to some players.

## How To Install and Start Playing

To install Icewind Dale II, first insert the CD-ROM labeled Icewind Dale II Disc 1 into your CD-ROM drive and follow the on-screen instructions. If your Autocun is not enabled, click on the icon representing your CD-ROM Drive under 'My Computer' from your desktop. This will bring up a listing of the files on Icewind Dale II Disc 1. Find AUTORUN.EXE and double-click to launch the install application.

Press the 'Install' button to begin installation.

After installing the game, other options will be available on the launch menu:

**Play.** After you have everything set, click on the Play button to begin playing. After viewing the logo and introduction movies, select "New Game" to go directly into Party Choice and begin your adventure in Icewind Dale II.

**View Readme.** The readme file contains last minute information and changes that could not be printed in this manual. Please take the time to view the readme file if you are having any problems with this product.

**Uninstall.** When you're ready, the Uninstall option will remove Icewind Dale II from your computer, except your saved games.

**Exit** will close the launch window.

**Starting Icewind Dale II from the Desktop:** After you have installed the game, if your Icewind Dale II CD is already in your CD-ROM Drive or the Autorun menu did not pop up after putting in the CD - go to your Start Menu, select Programs, and then select the Black Isle program group and finally the Icewind Dale II selection. At another time, you might also want to look at the other interesting programs and material that was installed along with Icewind Dale II under the Black Isle program group.

## How To Get Help Troubleshooting Documents Online!

Interplay Entertainment Corp. Technical Support now offers troubleshooting guides with complete installation and setup instructions as well as information that will help you overcome the most common difficulties. If you have access to the World Wide Web, you can find these at [www.interplay.com/support/](http://www.interplay.com/support/).

Here you will find troubleshooting information on as well as information on regular system maintenance and performance.

(For game-specific information and additional troubleshooting, visit our main page at [www.interplay.com](http://www.interplay.com))

If you have questions about the program, our Technical Support Department can help. Our web-site contains up-to-date information on the most common difficulties with our products, and this information is the same as that used by our product support technicians. We keep the product support pages updated on a regular basis, so please check here first for no-wait solutions: [www.interplay.com/support/](http://www.interplay.com/support/)

If you are unable to find the information you need on our web site, please feel free to contact Technical Support via e-mail, phone, fax, or letter. Please be sure to include the following information in your e-mail message, fax, or letter:

- Title of Game
- Operating system (Windows® 95, Windows® 98, Windows® ME, Windows® 2000, Windows® XP)
- CPU type and speed in MHZ
- Amount of RAM
- CD-ROM
- A copy of the Direct X Diagnostic Report
- A description of the problem you're having

If you need to talk to someone immediately, call us at (949) 553-6678 Monday through Friday between 8:00AM-5:45PM, Pacific Standard Time. Our automated wizard is available 24 hours, 7 days a week. Please have the above information ready when you call. This will help us answer your question in the shortest possible time. When you call you will initially be connected with our automated wizard. For information pertaining to your specific title, press "1" on the main menu and listen carefully to all prompts. All titles are listed alphabetically. After you have selected your title, the most common difficulties will be listed. If the difficulty you are having is not listed or you need additional assistance, you may press "0" on your games main menu, and you will be transferred to a Technical Support representative. No hints or codes are available from this line.

Interplay Entertainment Corp. Support Fax: (949) 252-2820

Interplay Entertainment Corp. Technical Support  
16815 Von Karman Avenue • Irvine, CA 92606

### HOW TO REACH US ONLINE

INTERNET E-MAIL: [support@interplay.com](mailto:support@interplay.com)

WORLD WIDE WEB: [www.interplay.com](http://www.interplay.com)

FTP: [ftp.interplay.com](ftp://ftp.interplay.com)

## Starting Out

You can play Icewind Dale II either solo (creating your own party) or multiplayer (adventuring with one or more of your friends, with each of you controlling one or more characters). The following directions regarding character creation and interface apply equally to both types of games, but the means of starting a single-player game and a multiplayer game differ.

**Single Player Game:** When you begin the game, you'll be presented with the Main Menu screen. If you wish to start a single player game, make sure the Game Mode at the top of the menu is set to "Single Player" (it should be by default), then select "New Game," and you'll be taken to the Party Choice Screen.

New to Icewind Dale II is the Party Choice Screen. Here you can select an adventuring party that has already been created, so that you can start adventuring immediately. From this screen you can also choose to modify a selected party, which you might want to do if you like one of the parties offered, but want to change a character or two. You can also choose to create a whole party from scratch. The choice is yours.

If you chose to create your own party, you will be presented with six empty character slots, each with a "Create Character" button. Each of these slots allows you to create a brand new character by clicking on the button. To create a brand new character, follow the steps listed in "Character Generation" on page 6.

Once you have created a character, the empty slot will be replaced with the character's name. You can remove a character by clicking on the name of the character, then on the "Delete" button on the sub-menu that pops up. Doing so frees up the slot for another character.

If you wish to back out of this screen simply select "Exit." Click "Done" when you have created all the characters for your party, and Icewind Dale II will begin. For more information on the Party Formation Screen, see page 22.

**Multiplayer:** For details on how to start a multiplayer game, refer to the Multiplayer section on page 25.

## Party Choice

A new feature in Icewind Dale II is the ability for you to choose a party of adventurers that have already been put together for you. We have tried to create a number of interesting parties that offer different playing styles, but are also well balanced and should serve you well from your first quest to your last. These parties also start out fully equipped, so you will be ready to quash your first goblin right away.

If you decide to either alter the makeup of one of the pre-made parties or create your own party from scratch by choosing to create a new party, there are a few things you should remember:

- 1) Make sure that you include a cleric in your party for healing. Icewind Dale II can be very challenging if you do not include a cleric.
- 2) If you are making a party that includes a lot of the special Forgotten Realms character races (dark elves, gray dwarves, etc.) which develop slower than the "normal" races, please remember that your party could be underpowered at certain points in the game. Things will be fine if you include a couple characters of these races, however a party of six deep gnomes could make playing the game very challenging.
- 3) You can choose to make a party of as many as six characters or as few as one. However, we suggest that you make a party of at least four characters. The game is balanced for a character group of four to six characters.



## Character Generation

If you've chosen to create some or all of your characters from scratch then you will want to read this section to help you with your decisions. Follow the steps below; at any point in the process you may press "Start Over," and you will start with a new character generation screen. Note: If Start Over is selected any work on that character will be lost! If you find that you don't like some of your choices and wish to change them simply press the "Back" button at the bottom of the screen.

### Gender

Choose your character's sex, male or female. Your gender choice has no effect on anything other than your portrait selection and your character's model in the game. When you have chosen your gender, click on the "Next" button in the bottom right of the screen. (You'll need to select "Next" after every choice you make below.) There are male and female portraits for all races in the game.

### Portrait Selection

Choose your character's portrait. If you want, you can import a customized picture of your character rather than use one of the ones provided. For information on how to customize your character's portrait, sounds, biography, and behavior, see the Character Record section on page 20. For more details on using your own custom portraits, please view the README file.

### Race

Choose your character's race and/or sub-race, whether human, elf, half-elf, dwarf, gnome, halfling, or half-orc. Depending on which race you choose, you may also get a menu with some of the new sub-races in Icewind Dale II. For example, if you choose "elf," you will get a menu that allows you to choose between moon elf, drow (dark elf), and wild elf. The strengths and weaknesses of each race and sub-race will be described in the text box at the right side of the screen. Your race may affect certain dialogue choices in the game as well as your character's favored class and your ability scores, so choose carefully. If you wish further details on each race, see "Races," on page 47.

### Class

Choose the class you want from the list. The text box on the right side of the screen contains descriptions of each class. The following classes have other choices to make once you have chosen them.

**Clerics:** After choosing the path of the cleric for your character, you will then need to choose which deity he or she will rely on for their faith driven powers. You will want to read a little bit about each of the deities to determine which is the right one for your character. Remember that the choice of deity does restrict the alignments that you can choose for your character, which may restrict the choice of classes your character can multiclass into for the future.

**Paladins and Monks:** Both paladins and monks must choose an Order to which they belong. The choice of an Order helps define the faith of the paladin or monk and determines what multiclassing paths they may take in the game.

**Wizards:** You may choose an area of specialty for your character from the menu of options that come up after deciding that he or she is going to be a Wizard. You may want to read each of them carefully before continuing.

If you wish further details on each class, see "Classes," on page 50.

### Alignment

Alignment defines how your character acts, whether in a lawful or chaotic manner, with good or evil intentions - depending on your choice of class, you may not be able to choose certain alignments (paladins must be lawful good, for example). Each alignment has a caption describing it in detail. Read over each carefully before choosing. The choice of alignment will affect dialogue choices and can limit the types of classes that your character will be able to multiclass to later in the game.

### Ability Scores

Six ability scores define your character: Strength (Str), Dexterity (Dex), Constitution (Con), Intelligence (Int), Wisdom (Wis), and Charisma (Cha). They are listed on this screen with the values set at the minimums of your character's race. You will have 16 points to allocate across the six ability scores. The text box at the right of the screen describes each ability.

### Skills / Feats

At this point in the character creation process you will need to pick the skills and feats that your character begins the game with. Please refer to the Skills and Feats sections on page 63 if you need more information concerning how skills and feats should be chosen for your characters and how they affect gameplay.

### Spells

If your character is a wizard, sorcerer, cleric, or druid, you can choose a selection of first level spells to start the game with. Consult the Spells Section on page 75 if you want more details on the spells you're choosing. There is also an "Auto Pick" button you can use which will select Level 1 spells for you if you are an arcane spellcaster. The spells you get by pushing this button are a good, varied selection that should get you through most situations.

### Favored Enemy

Rangers have a "favored enemy," a type of humanoid or creature they have dedicated their lives to hunting. When attacking this creature they get a special bonus to damage. Rangers can pick from the following creatures: Bugbears, Driders, Giants, Goblins, Harpies, Hook Horrors, Lizardmen, Ogres, Orcs, Salamanders, Shapeshifters, Trolls, Umber Hulks, Undead, Wyverns and Yuan-Ti.

Rangers can choose one favored enemy to start, then they can pick a new one every five levels thereafter.

### Appearance

Choose the colors that will appear on your character's model (some races and sub-races, such as Drow, have only a limited palette you can choose from). The colors of your skin, hair and clothing can be changed on the inventory screen over the course of the game.

### Biography

This button allows you to type in your character's personal biography. You can choose to leave it blank. The biography can be accessed in the game from the "Customize" button in the Character Record screen.

### Name

Last but not least, name your character. Either click on the box or start typing your name. When you're done, press "ENTER" on your keyboard, or click "Next."

## Polishing Off Your Character

If you're satisfied with the character, click the button marked 'Finish' at the bottom of the screen. If not, just click on "Back" and backtrack through your choices and make ones you're happier with.

## Import

This button allows you to import characters you have already created into a new multiplayer or single-player game.

## Starting Gold

Every character starts with a nest egg, though the value varies according to the character's class. However, if you have chosen a pre-made party from the Party Choice screen then they will have already spent their money on the equipment they begin the game with.

For characters that you create, the gold piece ranges include:

Class	Starting Gold
Barbarians	50gp-200gp
Bards	30gp-180gp
Clerics	30gp-180gp
Druids	30gp-180gp
Fighters	50gp-200gp
Monks	30gp-180gp
Paladins	50gp-200gp
Rangers	50gp-200gp
Rogues	20gp-120gp
Sorcerers	20gp-50gp
Wizards	20gp-50gp

## THE INTERFACE

This section describes all the functions of the windows, buttons, and menus in the Icewind Dale II interface. While many of the features are self-evident when you play, you may want to look over this section for some of the finer points of the interface to make exploring Icewind Dale a little easier.

### Mouse Buttons

The following section describes the actions you can perform with the mouse, with left-clicking or right-clicking. Note that most menus in the game (which have scrolling capabilities) support a mouse wheel. By placing the cursor over the menu and scrolling with the mouse wheel, the menu will scroll.

### Left-Click

Left-clicking ("L-clicking") the mouse is the equivalent of an "action" button. It can perform the following functions:

- Selects a character or a portrait (if a character or group was selected before, this character or group is unselected and the new character is selected instead).
- If the SHIFT key is held down while L-clicking on various characters on the field or on the portraits, multiple characters are selected.
- If the CONTROL key is held down while L-clicking on unselected characters, the characters will be added to the current character selection.
- Double-clicking on a portrait centers the view on that character.
- Selects action - selects action for the character: guard, talk, attack (click on weapon), etc.
- Casts spells and uses items once they have been selected.
- On terrain, walks selected character(s) to targeted location (note: use R-click to move in formation mode).
- L-click and drag on terrain - selects multiple characters (creates draggable selection box).
- Picks up items with current selected character(s). If more than one character is selected, the left-most portrait (the "leader") walks over to and picks up the item.
- L-click and drag on a portrait-moves that portrait in the group order - inserts into space between characters you move portrait to.
- On the clock pauses and unpauses the game.
- Selects a customizable function to map in the main game interface from the customization menu. Right-click on a button to access this menu.
- Holding down the SHIFT key while L-clicking on spell icon from a good or neutral cleric's repertoire causes a healing spell of the same level to be cast in its stead.
- Holding down the SHIFT key while L-clicking on spell icon from an evil cleric's repertoire causes an inflict spell of the same level to be cast in its stead.

### Right-Click

Right-clicking ("R-clicking") the mouse has a variety of functions, usually related to information, canceling actions, customization and formation control. Right-clicking performs the following functions:

- On a portrait brings up that character's Inventory Screen.
- On an item or spell in the inventory or spell page brings up the appropriate Item or Spell information screen.
- Cancels current actions - either attacks or spell casting.
- On a monster or non-player character (NPC) or after clicking on a selected character plays selection sound for that character or monster.
- On terrain - selected character walks there in formation mode (R-click and hold, and drag, rotates the formation if more than one character is selected).



- On Quick Weapons, Quick Spells, Quick Items, and Group Formations slots allows for the configuration of the slot type. After R-clicking, the current options for that quick slot will appear. You can select one for the slot by L-clicking on it, or R-clicking to go deeper if applicable.
- On any of the main game interface buttons, except the first three, brings up the customization menu.
- Holding down the SHIFT key while R-clicking on game screen allows waypoints to be set for your characters to walk between. This makes navigating terrain much easier.

## Mouse Movement

The main game area will scroll up, down, left or right if you move the mouse to the edge of the screen, either in windowed or full screen mode. This also occurs if you use the number pad arrow keys.

## THE MAIN INTERFACE



## Main Game Area

You'll be seeing this screen the most while playing Icewind Dale II. The mouse clicks and other buttons do the following on this screen:

- L-click selects characters; also, a SHIFT and L-click or CTRL and L-click combination will select or select/deselect multiple characters; also, a click and drag on the main game area causes a box to be drawn and any character inside will be selected (this may be used with the Shift key to add the selected characters, or Ctrl, to remove characters).
- L-click gives commands (see buttons, below) to the selected character(s).
- R-click cancels an action and also does formation rotation and movement when a group is selected. (R-click and hold to rotate a formation.)
- Note that the cursor changes when moved over objects or characters or NPCs to indicate the default action. The default action mode can be changed by L-clicking on the buttons at the bottom of the screen.

## Screen Resolution

The standard resolution that Icewind Dale II allows you to play in is 800 x 600. If you would rather play at a higher resolution, you can modify it in the Config program. The Config program can be reached via the shortcut in the Start Menu. Note that even though you may run the game at 1024 x 768, 1600 x 1200, or 2048 x 1536 resolution, Icewind Dale II officially supports only 800 x 600 resolution.

## Drop Away Interface

Certain hot keys will allow you to drop away interface panels on the main screen. By default, pressing the Y key will make the character and action button panel on the main screen drop away, while pressing the H key will make the entire interface drop away. Pressing any of the keys a second time will bring up the panels again. Note that pausing the game while the interface is hidden will bring up all of the panels on the interface. Unpausing the game will hide the panels again if any were hidden before the pause.

## Action Cursors

Action cursors pop up when you can perform certain actions. If a given cursor is selected it may be changed by clicking on a different action button, by hitting "ESC," or by L-clicking an area where the cursor has no effect (e.g. a non-object or the interface border). Casting spells is cancelled by a R-click, or finished by a L-click on a creature or area (depending on the type of spell).

	<b>Select:</b> You can select the character.		<b>Unlock:</b> Use skills to unlock a locked object.
	<b>Move:</b> You can walk on this point, if you can reach it (there may be a door or other obstacle in the way).		<b>Disable Device:</b> You can try to remove this device from the highlighted area.
	<b>Blocked Location:</b> You cannot walk to or target this point.		<b>Pickpocket:</b> Your rogue can attempt to steal from the selected character.
	<b>Travel:</b> If you move here, you will leave the area.		<b>Spell:</b> You are going to cast a spell at a selected target.
	<b>Doors:</b> Opens or closes the highlighted object.		<b>Info:</b> You can left-click on this area to receive information text about it.
	<b>Enter:</b> Walk through the entry or hallway.		<b>Rotate Formation:</b> You can rotate the party's formation.
	<b>Stairs:</b> Go up/down staircases.		<b>Change Order:</b> You can swap two characters' positions.
	<b>Pick up Item:</b> Pick up an item.		<b>Use Item:</b> You can use the highlighted object (lever, switch, etc.)
	<b>Attack:</b> Attack a target creature you click on.		

## Action and the Fog of War

Most actions cannot be performed in areas that you cannot see. Every character can see a certain distance away from them, and anything beyond that is called the "fog of war" (i.e., the area is 'blacked-out' or gray-shaded). This means your characters cannot see around a building until they move to the corner, and that they cannot see through walls.

## Bottom Menu Buttons

Unlike the other interface menu buttons, the bottom menu buttons are not static. They change dynamically depending on the currently selected character and if more than one character is selected. These buttons use the Function keys as default shortcut keys. The left-most button is always "F1," the next is "F2" and so on regardless of which sub-menu is being displayed. The buttons on the bottom menu break down as follows:

### Action Buttons (F1-F5 hotkey)

**Customizing the Interface:** All of the buttons on the main game interface, except for the first three (Guard and Weapon Combos) can be customized to your liking. By right-clicking on an icon, you bring up the customization menu. If you left-click on one of the buttons shown in this menu, it will place the selected icon on the main game interface. Subsequently, if you right-click again on one of the icons in the customization menu, you will bring up the specific icons for the abilities/spells under that icon. For example, if you right-click on the special abilities button, then right click on the feats button, you will see icons for all of your modal feats (feats that can be turned on and off). Left-clicking on one of these icons will map that icon in the main game interface and replace the special abilities button.



To reset a specific button to its default, left-click the **Clear button**



To reset all of the interface buttons to their default settings, left-click **Restore Default button**

The left-most buttons do the following:



**Guard/Protect (F1):** Protects either an area or another character. If this mode is selected, the desired ground area is L-clicked, and then the cursor is dragged, a circle will appear; this represents the area that will be guarded. The character will move freely within this area but will not leave it. He will respond to attacks but will not leave the guarded area until moved somewhere else or if told to guard/protect another area. If a character is selected to be protected, the character will be followed and any creatures attacking the character will be attacked. If the Guard/Protect mode is chosen but the cursor is not L-clicked and dragged, the character will remain stationary and will not move, though he will respond to attacks.



**Weapon Combo (F2, F3):** These slots correspond to the weapon combo slots on the Inventory page. Load a weapon into these slots (R-click to choose that weapon) and it will appear in the relevant slots here.



**Use Skills (F4):** Pulls up the menu of skills available to the character.



**Cast Spells (F5):** Available to bards, clerics, druids, paladins, rangers, sorcerers, and wizards. It pulls up the memorized spell list of the caster, allowing you to cast a spell from this list.



### 3 Character Buttons (F6-F8 hotkeys)

The three middle buttons, by default, break down according to class. You can customize by R-clicking one of the slots and selecting any Spell, Skill, Item, or Special Ability then L-click to make your choice.



**Search:** Characters will continue to look for traps and secret doors while it is active. If an action other than movement is selected for that character, this mode ends.



**Thieving:** This includes pick pockets, open locks, and disable device, depending on the target chosen. The monk can also use this button, but only to disable device.



**Hide/Move Silently:** Characters can choose this mode, and if successful they become almost invisible.



**Quick Spells:** These are configured by R-clicking on the Quick Spell slot - this brings up a list of all currently memorized spells. Once configured, the spell is ready for use at the push of the appropriate button or by L-clicking on that slot.



**Bard Song:** This is usable by bards - the bard character will begin playing a song, which continues until any action other than movement is selected. Depending on the song you select, there are different effects both on your party and your enemies.

### 3 Item Buttons (F9-11)



**Use Item:** If L-clicked, allows you to use any item with usable properties that you are wearing or wielding.



**Quick Item (x3):** You may ready any item in the personal inventory for quick use by R-clicking on any of these three slots and selecting from all items held personally to configure that slot (much as per Use Item). This is analogous to the usage of quick spells. If an item is used up, dropped, or traded it must be removed from the quick item slot(s). If using an item causes a spell to be cast which must be used on a character or monster or terrain, the cursor will change accordingly and you must L-click on the target to use the item. R-clicking will cancel use.

Weapons with magical powers can have their magic powers configured in the quick items slots, but not the quick weapons slots (only weapons with physical attacks go into the quick weapon slots).

You may also customize the Quick Item slots to use any Spell, Skill, or Special Ability.

### Special Abilities Button (F12)



Some classes and races have special abilities. Clicking on this button brings up a character's special abilities. For more details on Special Abilities, see "Special Abilities," page 56.



## Group Menu Buttons

When more than one character is selected, you get a new set of buttons along the bottom of the screen:

Guard/Protect and Attack are analogous to the buttons for a single selected character.



**Stop:** Stops all current party actions.

**Quick Formation buttons:**



Formations form in the same order as left to right on the character portraits bar (left character is #1 in formation, and down the list). If less than six characters are selected, they will form up to the number of characters selected, filling in the first, second, third, etc. formation slots until done. Formation movement is accomplished by R-clicking and holding (for rotation of the formation), or L-clicking, both only when a group is selected.

Quick formations work analogously to quick spells, quick weapons, or quick items. They allow for real-time tactical combat: pull your wizard into the middle of your party, or advance your fighters to the front quickly by using the formations. The quick formation slots are configured via a R-click which brings up all available formations; L-click selects one as the formation for that quick formation slot. L-click subsequently on that button selects the current party formation. Movement into formations is then achieved by L-clicking the terrain in the game, or by R-clicking and holding, to rotate the formation.

## Character Buttons

On the right side of the menu are the following buttons:



**Character Portraits:** The character portraits select that character if L-clicked upon; if R-clicked, they bring up the inventory page for that character.

**Character Health Status:** The bar below the character portrait shows how much of your character's current health remains. When the bar is empty, your character dies.

**Character Portrait Status:** Character portraits display status icons (if your character is Charmed, Held, etc.) as well as the level up icon if one of your characters has enough experience to advance to the next level.

**Character Portrait Order:** To change the order of characters in your party, drag and drop their character portraits to exchange them in the party order. For example, to switch the order of "Char1" and "Char2" left-click on Char1, hold down the mouse button, then move the cursor over Char2. Release the mouse button and Char1 and Char2 will switch places.

## Interface Menu Buttons

The buttons located in the circle towards the lower right side of the screen give you direct access to the various interface screens in the game. The buttons are as follows:



**Character Record**



**Map**



**Spell List**



**Journal**



**Inventory**



**Options**



**Party Formation/Character Arbitration**

Each of these buttons takes you directly to the interface screen for the character selected. If the entire party is selected, the appropriate screen for the party leader will come up.



**Globe**

This picture represents the passage of time in the game. L-clicking on this button has the same effect as pressing the space bar - it will pause and unpauses the game.



**Select All:** Selects or unselects all six characters.



**AI on/off:** Turns a character's (or group of character's) AI on or off. Characters with AI turned off will not react to their environment unless manually controlled and will not move or otherwise do anything unless dictated by their unmodifiable section of script (the portion that players are unable to change, representing the personality of that character).



**Rest:** When you select the Rest button on the world screen, your entire party will rest until everyone is at full health. When you select the Rest button on any other screen, you will be presented with three options: normal Rest (8 hours), Rest Until Healed (rest until everyone is at full health), and Cancel. When you select Rest or Rest Until Healed and confirm, time will pass in the game, and your characters will heal and regain their spells. Keep in mind that resting is normally allowed only in inns, outdoor areas (provided all the monsters in the vicinity or on the map have been slain), or with permission from a local resident.

---

*ADVENTURER'S TIP: It is possible that you will be attacked while resting in certain areas if a group of wandering monsters chances upon your party.*

---

## Tool Tips

"Tool Tips" are the small information windows that pop up whenever you leave your mouse cursor over any object in the game for a period of time (including buttons, characters, items, signs, and so on). The time it takes the tool tip to pop up is set in the options; to bring up the Tool Tips instantly, press the "Tab" button.

## Dialogue Window

You'll be speaking to a number of people in Icewind Dale II over the course of the game. To initiate dialogue, simply select the person you want to speak to. You cannot speak to anyone with a red circle (the red circle means they're hostile and don't want to talk to you).

Dialogue occurs with the selected character only, changing the character having the dialogue is not possible until dialogue is exited and restarted with a new character selected. If multiple characters are selected, the left-most selected character (in the portraits near the bottom of the screen) is the one who initiates the dialogue.

When you speak to someone, you will be presented with a list of numbered options for what to say in red. You can either L-click on what you want to say from the list, or hit the number of the response you want to choose. When more text scrolls up in the window than can be read at once, or when dialogue is paused to give you a chance to read the text, you can L-click "Continue" at the bottom of the dialogue window to view more text. The text that has been already read can be reviewed with the scroll arrows on the right (up or down).

---

*ADVENTURER'S TIP: Keep in mind that your options can vary depending on your character's statistics (Intelligence, Charisma), their class, race, and skills. If you're not having much luck with an NPC with one character, try speaking to him with another with a different race, a bigger Intelligence or Charisma abilities, or different skills.*

---

During dialogue the character who is talking has his portrait highlighted and will flash in the main game area. The NPC being spoken to will also flash.

---

*ADVENTURER'S TIP: Keep in mind that there are points in the game where even a character who is hidden or invisible will still be seen and spoken to in order to allow the advancement of the plot.*

---

## Stores, Inns, Taverns, and Temples

All the stores in Icewind Dale II use a similar interface for the buying and selling of goods, information, and services. When you speak to the owner of a store, a panel will replace the bottom portion of the screen with buttons for the various services offered. These services include:



**Rest Rooms:** Inns usually have four different types of rooms that the player can use to rest at night, ranging from peasant rooms to nobleman's lodgings. The more expensive the room, the more you'll heal while you rest.



**Buying and Selling:** This screen is separated into a Buy window and a Sell window. Items the store offers are shown in the Buy window. Items from the character's inventory are shown in the Sell window. To buy an item, L-click on it in the Buy window. The item icon will become highlighted, but will not be purchased until you L-click "Buy" at the bottom of the window. You may select multiple items and the total for all selected items will be shown next to the "Buy" button. The Sell window works the same way, although the shopkeeper may not want to buy the items in your inventory (unwanted items are gray-shaded). Items unusable by the character are shaded red.

The number of each item the proprietor has in stock of each item is listed in parentheses after each item (unlimited items have no number beside them), and if you wish, you may buy multiple versions of each item. To buy multiple versions of an item, double-click on the item in the store, which will bring up a menu that allows you to select how many of that item you would like to buy. Enter the number, and if you have enough gold, they're yours.

---

*ADVENTURER'S TIP: Prices in stores can vary according to the Charisma of the buying or selling character as well as the "Mercantile Background" feat, and it can also vary based on how many items of a particular type the store already carries. (If Deindre in the Targos Trade Depot already has fifty goblin battle axes, and you bring her another, then chances are, you won't get top dollar for it.)*

---



**Drinks and Rumors:** Bartenders and innkeepers are good for buying drinks and catching up on the local gossip. Items offered at a bar vary from expensive liquors to cheap ales. Upon ordering a drink, the proprietor may share rumors he has heard lately. Be careful, however, as your characters can become intoxicated if they drink too much - and the bartender won't hesitate to cut you off.



**Purchase Healing:** Temples usually offer healing services for a price. A menu will appear showing the services offered and the price. Select the service you wish to receive and select the character who needs the healing.



**Identify:** Shops and Temples can usually identify more items than your characters. If you cannot select the item from the list, then the proprietor cannot identify the item.

## Containers

Certain items and containers can be picked up or opened; these are identified with a blue highlight when you move the cursor over them. L-click will allow you to open a container, and a new panel will appear at the bottom of the screen. The left side of the panel shows the items that are on the ground or in the container and the right side is a small portion of the selected character's inventory. Clicking on items on the left side of the panel moves the items from the ground or container into the character's inventory. If the character's inventory is full, the item will not be transferred.

This process can be reversed. Items can be moved from a character's inventory into a container or onto the ground by L-clicking on them in the right side of this panel.

Note that items added to a character's inventory will automatically stack with others of the same kind when possible. Furthermore, some items your party can carry can actually act as portable containers. For more information on these items, see "Gem Bags, Potion Bags, and Scroll Cases," on page 20.

The container interface can be closed by clicking on the square in the upper right of the container interface or by L-clicking anywhere on the game map.

## Maps



### Area Map

L-clicking the map button brings up the map the selected character(s) are on. Areas that have been visited are lit up, areas that haven't are dark. The character(s) current position(s) are shown on the map by green circles.

### World Map

Clicking on the World button on the Area Map brings up the World Map. An icon above the appropriate map shows your characters' current location. Usually only the areas visited thus far on the world map will be shown. Note that you cannot travel between areas unless you either know about them or you have traveled to the edge of the current area and brought up the world map with the "Travel" icon. To move to another area, highlight the area and click on it.




*ADVENTURER'S TIP: Your World Map will occasionally be updated through dialogue and events in Icewind Dale II, allowing you to access more areas.*

## Journal

The journal is a diary of your adventures. It'll automatically make notes of important people, plot points, quests and the completion of quests so you can refer to them later. If you're ever having trouble on a quest, refer to your journal. The journal entry for the quest may contain helpful information on where to go next or who to talk to.

The contents of the game journal can be downloaded to a text file by hitting CTRL-S to download the current chapter or CTRL-A to download the entire journal while on the journal screen. This text file will appear in the \mpsave directory where Icewind Dale II was installed, in the folder of the last saved or last loaded save game.

## Inventory Screen



- |                                  |                         |
|----------------------------------|-------------------------|
| (1) Armor Class                  | (7) Party Gold          |
| (2) Hit Points (current/maximum) | (8) Ammunition          |
| (3) Model                        | (9) Character Colors    |
| (4) Weapon Combo Slots           | (10) Ground Slots       |
| (5) Quick Item Slots             | (11) Personal Inventory |
| (6) Character Name               | (12) Encumbrance        |

The inventory page can be accessed by L-clicking the Inventory button on the bottom right of the screen or by R-clicking a Character Portrait. Items in your inventory may be shown with a red, blue, or yellow tint. (Ed. Note: Most are not shaded at all.) Red items are not usable by the characters holding the item. Blue-tinted items are magical but have not yet been identified. Items with a yellow tint are capable of being used by a character with the Use Magic Device skill (although there is a chance of failure when used, so beware). Items with a blue outline are magical items that have been identified.

The middle of the screen is taken up by the "Model" representation of the character. Along the bottom of the screen is the character's personal inventory and encumbrance. Items can be dragged and dropped to be equipped on the Model, or dragged and dropped onto other characters' portraits to give the item to another character.

Stackable items can be unstacked by double L-clicking on the item. Unstacked items can be stacked by dragging and dropping them on top of each other.

Items placed in the "Ground" slots will be dropped at the character's feet and can be picked up from the main game interface.

The party pool of gold is shown on this page as well.

### Encumbrance

Each character can carry only a certain amount of weight, determined by their Strength. Exceeding this weight causes the character to move slower or stop completely depending on how overloaded they are.

### Equipped Items

There are 20 distinct areas in the equipped items section: helm, armor, bracers, cloak, amulet, L ring, R ring, gauntlets, boots, up to 4 weapon combinations and the quiver (of up to 3 sets of ammunition).

To dual-wield, place a weapon in the shield slot.

### Weapon Combo Slots

You have four weapon combination slots available for your use. Each combo slot contains a primary hand button and a secondary hand button. These slots can contain a single weapon, a weapon and a shield, two weapons to use simultaneously or a ranged weapon. When you are in your inventory you can select one of these weapon combos by left-clicking the button to the left of the selected combo. You can also select them from the main game interface by right-clicking on the weapon combo buttons.

Only one bow or crossbow may be equipped at a time. Both bolts and arrows may be in the quiver but only those usable by the current equipped weapon appear as quick attack choices on the main interface screen.

### Quick Item Slots

These slots represent miscellaneous items that are kept at the ready (potions, for example). These items can be accessed easily during combat (similar to "Quick Weapons" above). Healing potions are great candidates for these slots.

### Personal Inventory

This is your "backpack." You can carry only 24 different items or stacks of items, regardless of your encumbrance.

### Items Information Page

If an item is R-clicked upon, the view changes to the Items Information page. This page contains the item's icon and description. Characters with a high "Knowledge (Arcana)" skill can automatically identify certain magical items. If the item is currently unidentified, there will be a button to allow you to try to magically identify it with a scroll or a spell. Potions may be drunk from this page. If the item is a scroll, wizards will have the opportunity

to try to "Write Magic" and add the scroll spell to their spell list. Certain magical items may even have special "Abilities" that can be accessed from this page - including the ability to configure the item's magical powers.

### Character Color

Clicking on the colored boxes will allow you to pick from a palette of colors for your character to use for skin, hair and clothing colors. You can change these at any time.

### Rest

L-click on this button to rest your characters. Some areas are better suited for resting than others, so select your campsite carefully. Resting is normally allowed only in inns, outdoor areas (provided all the monsters in the vicinity or on the map have been slain), or with permission from a local resident.

## Gem Bags, Potion Bags, and Scroll Cases

There are several inventory items that can "store" other items of a similar type. Gem bags, for example, can hold a number of gems inside without cluttering up your inventory, while potion bags and scroll cases can do the same for potions and scrolls, respectively.

To use these bags and cases, simply right-click on the item. Now press the button "Open Container" to move to the next screen. From this screen you can move your gems, potions, or scrolls from the right hand column to the left hand column. This will move these items into your gem bag or scroll case. You can also drag a gem or scroll to the appropriate container and release the L-Mouse button over top of it to deposit it in the bag/case.

## Character Record

The character record page shows all the vital statistics and abilities of the selected character.

The Character Record is divided between four sections; General, Weapons and Armor, Skills and Feats and Miscellaneous. To access these pages use the buttons at the upper right of the screen.

### Level Up

This button is dimmed until the character gains enough experience points to gain a level. When the player clicks the "Level Up" button, a level up screen will be shown. All changes to the character sheet are highlighted. At this time you will be able to distribute any skill points or feats your character may have gained. A new feat slot requires a new feat to be chosen.

### Information

This page is an in-game help system that will give you detailed information about ability scores, classes, races, skills, and feats.

### Customize

This page allows you to change a character's appearance, voice, biography, or scripts (the computer code that controls behaviors/reactions to situations).

Custom Biography: You can customize your character's biography with the Customize button. Simply click on the text and edit it.

### Export

This allows you to save the character's file to your computer for use in other games of Icewind Dale II. The character's current status will be saved, including hit points, experience points, level, class, inventory, etc.

## Spell List

This screen is where you choose what spells you will have memorized and view the spells that you know.



- (1) Class Spell Type
- (2) Domain Spells
- (3) Spell Level
- (4) Spell Slots Available
- (5) Known Spells

The spells your spell casters know are shown on the right. To memorize a spell, L-click on it. The spell appears on the left in the "memorized" area, unusable until the character has a chance to rest. (See the Rest button on page 15). Spells can only be cast when they are memorized.

The memorized spells are shown on the left. Every time the spell caster sleeps he will memorize the spells in this area, allowing them to be cast. If the memorized spell area is full and you want to memorize a different spell, L-click on the spell, and it will vanish.

Bards and Sorcerers are special types of spell casters who are not required to memorize spells. Like other spell casters they are only able to cast a certain number of spells each day, but unlike the other spell casters they do not need to prepare which ones they will be before hand.

**Class Spell Type:** This lists the spells available to your selected class. The classes that can cast spells are bards, clerics, druids, paladins, rangers, sorcerers and wizards. If you have more than one casting class then more spell buttons become available.



**Domain Spells:** Your cleric also gains spells based upon their choice of deity. Some of these overlap with the main cleric spells so be certain that you choose your domain spells first.

**Spell Level:** Use these buttons to select the spell level that you wish to memorize spells from. Make certain to check back here after you level up and see if another spell level has become available to your caster.

**Spell Slots Available:** Upon character creation and at certain levels, your character will receive more available spell slots. Use these to memorize additional spells.

**Known Spells:** This is a comprehensive list of the spells your character knows under their currently selected spell class. Right-click on any of the icons to see a detailed description of the spell and its effects.

## Party Formation Screen

This screen allows you to change your party configuration (it is also called the Character Arbitration screen in multiplayer, see page 26 for details of how this screen works in multiplayer). On this screen you can delete characters, import new characters, or in multiplayer games, change the permissions for each character. Each created character is identified by name. By clicking on the name (or on the empty box) a sub-menu pops up that will allow you to either delete (if there is a character already in the slot) or create a new character (if the slot is empty). If you delete a character, they are gone and lost forever.

Importing a new character is done by selecting 'Create Character' and going through the character generation screen. If you choose to import a character into Icewind Dale II, the character will start at the level they were exported at.

## Options Screen

### Save, Load, and Quit

These buttons allow you to save games to your hard disk, discard your current game and load a previously saved game, and quit to the main menu.

### Graphics

**Brightness/Contrast:** Adjusts the brightness and contrast of the display.

**Color Depth:** Toggles your display between 16, 24, or 32 bit color. The other graphic options on this page should be used only if Icewind Dale II is not displaying correctly on your system. Please refer to the Readme file for the latest information on how to correct any display errors.

**Static Animations:** This option toggles the background animations in the game. Turning them off can improve performance.

**Translucency:** This option toggles translucency on and off. Certain ghosts and shadows are translucent, but they will be made solid when this toggle is on. Spell effects will not be translucent, but this should improve performance on slower machines.

**Transparent Shadows:** This option enables transparent shadows beneath the characters. Disable this option to increase game performance.

### Sound

This menu allows you to adjust the volumes of various sounds in the game independently.

**Select Sounds:** Toggle some specific sound effects on/off and set the frequency which your characters verbally respond to your orders.

**Environmental Audio:** This option uses the Creative® Environmental Audio™ technology to increase the realism of your audio environment. You must have a sound card with FAX™ technology to enable this option. (e.g. Sound Blaster Live.)



## Gameplay

**Tool Tip:** Delay adjusts how quickly the Windows Tool-Tip pop-up help appears. The left of the slider is the briefest period of time.

---

*ADVENTURER'S TIP: You can always make the tool tip appear instantly by hitting the "Tab" key.*

---

**Mouse Scroll Speed:** Adjusts how quickly the screen scrolls across the game world when the mouse is at the edge of the screen.

**Keyboard Scroll Speed:** Adjusts how quickly the screen scrolls across the game world when the number pad arrow keys are used.

**Difficulty:** Adjusts the game's difficulty. Sliding to the left makes the game easier to play.

**Dither Always:** Allows your characters to dither through obstacles that would normally obscure them.

**Group Darkvision:** Enables darkvision if any character in the selected group has the darkvision ability.

**Weather:** Disable this to remove all weather effects. This may improve performance on some lower end machines.

**Max HP/Level:** This toggles the random roll for hit points for level increases on and off. If this is on, then the character always receives maximum hit points when leveling up. If this is off, then extra hit points are determined randomly when the character levels up.

**Gore:** This toggles on/off the blood and 'excessive' damage and death animations in the game.

**Feedback:** Modifies the frequency that markers and locators appear in the game, and turns on and off the various messages that come up during the game. Note that you can ask the game to display the 'to-hit' rolls in your Feedback settings (for explanation of the 'to hit' roll, see Combat on page 39).

**Auto-pause:** Allows you to set various conditions under which the game will automatically pause.

## Screen Resolution

Icewind Dale II allows you to play at 800 x 600 resolution, but if you would rather play at a higher resolution, you can modify it in the Config program. The Config program can be reached via the shortcut in the Start Menu. Note that even though you may run the game at 1024 x 768, 1280 x 960, 1600 x 1200, or 2048 x 1536 resolution, Icewind Dale II only officially supports 800 x 600 resolution.

## Heart of Fury

If you're finding Icewind Dale II too easy, or if you just want to play the game again at a much higher difficulty level, Heart of Fury Mode is a special option available in the Config screen that allows you to greatly enhance the strength of creatures in the game (and give you more experience points as well as cool new items not available in the normal game). Heart of Fury mode can only be turned on via the Config utility, which can be run via the 'Icewind Dale II Configuration' shortcut in your Start Menu, or via the Autorun program.

## Miscellaneous Functions and Hot-Keys

You can key many of the actions in Icewind Dale II to hot keys (see the reference card and options screen).

**Quick Save:** You can quickly save your game by hitting the 'q' key. Your Quick Save is always saved in the same slot, which is labeled as such.

**Quick Load:** In single-player games only, hitting L allows you to quick-load your last save game file.

**Support for Increasing the Path-Searching AI:** If you are dissatisfied with the path searching in Icewind Dale II, there is a box for path search nodes in the Config utility. To increase or decrease the AI, vary the number of nodes (beyond 32,000). The range can vary from 4,000 to 40,000. Increasing the number above 32,000 will increase the number of nodes in path searching at the expense of responsiveness to movement commands (i.e., your characters will react slightly slower because they are "thinking" a little bit longer about how to get where you want them to go).

**See Party's Health:** There is a default hot-key command that allows you to display each character's current health/max health by pressing the "." key. The current health/max health appears on the character portraits in-game.

**Alt:** The hot key (ALT) is an adventurer's best friend. It illuminates all doors as well as any items on the ground. When the ALT key is held down, all doors, containers, and ground items will be highlighted in red, green, and blue, respectively. This key will not illuminate secret doors, triggers, or traps, however.

---

*ADVENTURER'S TIP: The ALT key is arguably the most useful key in the game aside from the "attack" button. Don't hesitate to use it, even when you think you can see everything in the area - you might be surprised by where some containers are.*

---

## Miscellaneous Information

**Fatigue:** A character can operate at peak efficiency for 24 hours game time (2 hours real time). For every 4 hours beyond 24, however, the characters will receive a cumulative -1 to all of their rolls until they rest.

**Intoxication:** Drinking affects your statistics. The average character can down about 5 drinks before becoming intoxicated - although this amount may vary depending upon the character's Constitution. Intoxicated characters gain a bonus to Morale, but a penalty to almost everything else, including attacks, damage, and attack speed. The greater the level of intoxication, the greater the bonus/penalty. The effects of intoxication diminish over time, so if the morale boost isn't worth it, sleep it off.

---

*ADVENTURER'S TIP: Please do not drink while playing Icewind Dale II. The monsters will take advantage of your intoxicated state and leave you tied up naked on your friend's front porch. Trust me on this.*

---

**Darkvision:** Some characters and monsters have darkvision. Darkvision allows a character to see better in the dark.

### Effects of Wearing Armor

**Maximum Dex Bonus:** This number is the maximum Dexterity bonus to AC that this type of armor allows. Heavier armor limits your mobility, reducing your ability to dodge blows. Shields do not affect your maximum Dexterity bonus.

**Armor Check Penalty:** Anything heavier than leather hurts your ability to use some of your skills. The armor check penalty number is the penalty you apply to certain skill checks. If you're wearing any armor heavier than leather, you can't sneak as well as you would if you weren't wearing such heavy armor. This penalty applies to Hide, Move Silently and Pick Pockets checks. If you are wearing armor and using a shield, both armor check penalties apply.

**Nonproficient with Armor Worn:** If you wear armor with which you are not proficient, you suffer the armor's armor check penalty on attack rolls and on all skill rolls that involve moving.

**Arcane Spell Failure:** Armor interferes with the gestures that you need to make to cast an arcane spell.

Arcane spellcasters face the possibility of arcane spell failure if they're wearing armor, so wizards and sorcerers usually don't wear armor. Bards have a hard choice because they're more likely to get into combat than wizards and they cast fewer spells, so getting some armor makes more sense for them than it does for a wizard.

**Casting an Arcane Spell in Armor:** When you cast an arcane spell while wearing armor, you often must make an arcane spell failure roll. The number in the Arcane Spell Failure column in Table 8: Armor on page 147 is the chance that the spell fails and is ruined. If you are wearing armor and using a shield, add the two numbers together to get a single arcane spell failure chance.

## MULTIPLAYER

The Icewind Dale II multiplayer game is identical to the single player game - at least in terms of game content. The main differences between the single and multiplayer games relate to who is playing in the game - in the single player game, you create all six characters. In a multiplayer game, between one and six players may adventure together, cooperatively controlling the characters.

A few definitions are in order. The **leader** is the player who controls such things as who can join, what kinds of characters can be brought into the game, and what abilities the players who are in the game actually have (in terms of game play - see Permissions, below). The leader can control one or more characters in the game, and has the ability to assign characters to the other players. The **server** is the computer (usually, but not necessarily, the leader's) which coordinates the various game-states of the client machines of each **player**. A **player** is one of the people who controls one or more characters in the game. A **character** is an alter ego, analogous to the characters of the single player game, which is controlled by one player in a multiplayer session.

## Starting Out

To start a multiplayer game (also known as a session), first you'll need to select a multiplayer game mode. To do this, you'll need to change the Game Mode on the main menu screen from "Single Player" to a multiplayer status. This can be done by clicking on the Game Mode button on the Main Menu, which will bring up a Protocol Screen that lists the type of multiplayer connections available to you.

## Protocol

There are several buttons you can select from the protocol screen.

**Single Player:** This resets the game mode to single player.

**IPX:** When you choose this option, you'll be shown a list of IPX sessions once you select "Join Game" in the Main Menu (see "Joining a Game," detailed later on).

**TCP/IP:** When you choose this option and return to the Main Menu to join a game (see "Joining a Game," detailed later on), a connection screen will come up in which you can enter the host address you wish to connect to. Once you do this, you will be connected to this session if it's available. On local area networks, TCP/IP has an auto-detect feature to automatically set up games.

**Properties:** When you have selected the type of connection you want, then click "Done" at the bottom of the screen, which will return you to the Main Menu. From there, you can either choose to host a game or join a game already in progress.



## Joining A Game

Once you have selected the type of multiplayer connection you want, you'll need to return to the Main Menu. From there, you have the option to create a brand new multiplayer session by clicking on the "New Game" button, or to join a game another player is hosting by clicking on the "Join Game" button. Whether creating the session or joining it, the next screen that appears is the Character Arbitration Screen, below.

## Creating A Game

If you choose to create a game which other players can join, you will see a pop-up window appear, on which are spaces to fill in the session name, the player name, the password (optional), and buttons to create a new game or pre-generate a character. If you choose to create a new game, you must fill out the fields for the session name and the player name.

The "pre-generate character" button allows you to quickly set up a generic character for import before the multiplayer session begins, for players that want to jump right into the action. Pre-generating a character will take you to the Character Generation Screen and allow you to quickly make a character (see Character Generation, discussed earlier).

After you have created your game, you will proceed to the Character Arbitration screen.

When characters join your session (at any point in the steps outlined below, or for that matter in the actual game) the leader is notified. The leader has the ability to stop listening to requests to join (this is set in the Player Permissions window, described on the next page).

## Continuing A Game

If you are the host and you wish to continue a multiplayer game that you have save games for, simply select the type of multiplayer connection you want, then return to the Main Menu and select "Load Game." Players not hosting a game can simply join this game once it's loaded.

## Character Arbitration Screen

The character arbitration screen is where players are assigned control of character slots and create the characters they will play in the game. From this screen, the leader also controls Permissions and other options for the game.

The player running the server is initially assigned as the leader of the party. As the leader, he or she has the ability to assign character slots to the players in the session. This is achieved by L-clicking on the player name slots, after which a panel will pop up with the names of all players currently in the session. Control of a slot may be assigned to any player.

On the Character Arbitration screen, characters may be loaded into a slot in by the player who controls that slot. This is done by clicking on the Create Character button.

## The Characters in Multiplayer Sessions

The characters in multiplayer may be created from scratch or may be imported into the game using the "Import" button. The character is created on the exact same screens as in the single player game (see page 6), subject to the restrictions set out by the leader of the session in the Player Permissions submenu off this page, described on the next page).

Once a character is created, it can be deleted by clicking on the player name, which brings up a window allowing the player to delete the character (the active character must be deleted before a new character can be created).



When the player is satisfied with the character he has imported or created, he clicks on the Icewind Dale II icon to the left of the character slot to "lock" the character and prevent changes. If a player wishes to change a character, that character must be "unlocked" by clicking on the Icewind Dale II icon before the character is editable. The "lock" button is the equivalent of telling the other players, "I'm ready to adventure now, let's go." All characters must have locked their characters in order for the game to begin. When all characters are locked, the host clicks on "Done," and the game begins.

You cannot import characters from Icewind Dale, Icewind Dale: Heart of Winter, or Trials of the Luremaster to Icewind Dale II and vice-versa. Please don't hate us. Save the hate for the monsters.

## Player Permissions

Although both the leader and the other players in the session can view permissions on the Permissions screen, only players who have leadership privileges are able to modify them. The leader can assign these permissions to any players he chooses.

The permissions represent what players are able to do in the game. The permissions include: modifying characters, spending party gold/purchase items, initiating an area transition, initiating dialogue, viewing other character's records, the ability to pause the game and modifying permissions/remove players from the game (leadership permission).

There is a "boot" button to the left of each character slot. Pressing it will remove ("boot") a player out of the party.

### Import Options

On the Permissions page the leader is able to set the options for importing by clicking on the "Import Options" button. This brings up a window with three settings: Stats only, Stats and XP (i.e. experience points and levels), or Stats, XP, and Items. By choosing one of these settings the leader limits the types of characters that can be brought into the multiplayer session from the single player game or other multiplayer sessions.

At the top of this screen is also a toggle for "Restrict Stores." Turn this toggle on if you want to allow a character to enter a store only if the other party members are present and there are no hostile creatures nearby.

### Listen to Join Requests

Also on the Player Permissions page is a button, "Listen to Join Requests," which allows the leader to listen to requests to join the session or to turn off requests if there are enough players in the game. For example, the leader might only want to have one or two people in the game, so having people requesting to join could get annoying.

## Starting the Multiplayer Game

When all players have L-clicked on the Icewind Dale II icons to the left of their characters' slots, the "Done" button will become active on the leader's computer. The game launches when the leader clicks "Done."

## Changing Options and Permissions

Both the Character Arbitration screen and the Player Permissions screen are available with the Party Formation button in the multiplayer game. They work exactly as detailed above.

## Playing A Multiplayer Game

### Chatting

Players can chat between themselves. There is a chat window - to enter a comment, L-click on the entry area

and type a comment. To address the comment to a specific person (and only that person) type that player's name followed by a colon (":") then the comment - only that player will see your comment.

## Dialogue With NPCs

When another player initiates dialogue with an NPC in a multiplayer game, the window will resize to fit the text that comes up. When the other player finishes dialogue, the dialogue window will resize to what it was before, unless you were typing a chat message in, in which case it will stay in medium or large mode (in which the chat line is present).

In multiplayer games, all players must see all dialogue. This is to ensure that all players don't miss any critical portions of the game. Also, this prevents disturbing occurrences, such as player 1 killing the merchant while player 2 is bartering. During dialogue mode all players are paused.

## Saving and Loading

The leader can save games at any time, just like in the single player game. In order to load a game, the leader must exit and reload the game.

## Additional Multiplayer Information

When you are playing multiplayer, keep in mind the following:

- 1. Asynchronous:** Icewind Dale II is an asynchronous game. If you're playing with somebody whose system is close by, you may see different things happen on each system. Keep in mind that while things happen somewhat differently graphically, the result of the actions is always the same.
- 2. Explorable Area:** When playing a multiplayer game, you're limited to exploring one area at a time - characters in the game can only spread out within the same above ground area. While they can enter structures and underground areas individually, they cannot travel to other above ground areas until all characters are at the edge of the area and are ready to move on.
- 3. Loading Time:** The loading time for any level is slightly longer while playing multiplayer. This is because the interiors for each level must be loaded along with the exteriors for each area. (The single player game does not need to do this, so loading is faster.) Also, the multiplayer game is forced to wait for the system that loads the area the slowest.
- 4. Party Gold:** Just as in the single player game, all gold is shared between the members of the party.
- 5. Shared Experience:** As in the single player game, all characters in the party get an equal amount of experience points.
- 6. The Leader is in Charge:** The leader has control over everything that the player can do in the game, including kicking them out and reassigning their characters to other players. Make sure the leader is playing the kind of multiplayer game you want to play. If you want a hacked game, join that kind of game or start it up; if you want a clean game without interference from hacked or edited characters or players who don't want to play as a team, then you need to find those players.

# FAERÛN AND THE NORTH

## The World

Icewind Dale II takes place within the D&D FORGOTTEN REALMS campaign world. More specifically, it takes place in the northern wastes of Faerûn (Fay-ROON), a continent of the larger world of Abeir-Toril (Ab-BEER Tor-RILL), more commonly called Toril. The name is archaic, meaning "cradle of life," and is rarely used in everyday speech.

Abeir-Toril is an Earth-sized planet dominated by a large continent in its northern hemisphere as well as a number of other large land masses scattered about its surface. This northern continent is called Faerûn in the west, Kara-Tur in the east, and Zakhara in the south. It is the primary purpose of this tome to deal with the northern portion of this huge landmass, in particular the region of Faerûn bordering the Spine of the World mountains.

---

*ADVENTURER'S TIP: For more information about the Forgotten Realms, visit Wizards of the Coast's website at <http://www.wizards.com/ForgottenRealms>. There you'll find tales from Elminster, songs from Mintiper, and lore to keep you warm during the long nights of a northern winter.*

---

For Forgotten Realms aficionados, Icewind Dale II is actually a step back in time for the Forgotten Realms - the game itself takes place in Eleint, 1312 DR, Year of the Cold Soul. (This is sixteen years prior to Drizzt's arrival on the surface, as chronicled in the Icewind Dale Trilogy of books by R.A. Salvatore.) Your characters will be literally making history as they adventure through the game, and their actions may be felt in the decades and centuries ahead...

## Game Units

A game day (representing 24 hours in the game, dawn to dusk to dawn again) is just over 2 hours long in real time, again about a ten-fold reduction in time in the game. Each time the party rests eight hours passes (the equivalent of about 45 minutes of running game time).

## HISTORY OF ICEWIND DALE

While it is not necessary to play Icewind Dale, Heart of Winter, or Trials of the Luremaster to enjoy Icewind Dale II, certain story elements and situations may take on a new light for those that have played the previous games. A brief summary of the previous game and the two expansions is provided below:

### Icewind Dale

The seeds of the conflict in Icewind Dale II began a generation ago in Icewind Dale, where a small band of adventurers, trapped within the windswept Kuldahar Pass were forced to confront a growing evil within the Spine of the World mountains. The adventurers began their journey in the small town of Easthaven, a fishing village and one of the Ten-Towns. From Easthaven, they traveled to the great tree valley of Kuldahar, where a mighty oak, towering hundreds of feet high, shelters the small town beneath its boughs with life-giving warmth. There, they learned that Kuldahar and the great tree itself were being threatened by an unknown evil deep within the mountains. The brave band of adventurers tracked the adversary from the crypts of the Vale of Shadows through numerous ruins of the North, including the decaying elven fortress of the Severed Hand and the lava-filled caverns of Dragon's Eye, finally coming face-to-face with their enemy - and ending his threat to Icewind Dale with a torrent of spells and cold steel.



## Icewind Dale: Heart of Winter

No sooner were the Ten-Towns saved from an ancient evil than a new threat emerged from the North, bringing with it a barbarian army that threatened to overwhelm the Dales. The brave party of companions, fresh from their victory in the Spine of the World, traveled to the small logging community of Lonelywood, directly in the path of the barbarian army. Attempting to stop the coming invasion, the party traveled to the barbarian camp as diplomats, attempting to negotiate peace between the Ten-Towns and the northern tribes - only to discover that their mission was a failure before it had even begun. The leader of the army, a great warrior named Wylfdene, had returned from the dead to reclaim the North for his people - and destroy the Ten-Towns at any cost. From these uncertain beginnings, the party began a perilous quest throughout the North to search for clues to the terrible force behind the barbarian horde - and a way to stop it before the Ten-Towns were destroyed.

## Icewind Dale: Trials of the Luremaster

A halfling wanderer by the name of Hobart Stubbletoes appears in the town of Lonelywood - and brings with him a fantastic tale of lost treasure and untold riches, all for the taking for any band of adventurers brave enough to follow him to an ancient castle far to the south. After agreeing to the treasure hunt, the band of adventurers find themselves trapped in an ancient fortress - and at the mercy of an evil challenge by a vengeful spirit, a challenge that has led many other bands of adventurers to their graves.

## ICEWIND DALE II

A generation after the events of Icewind Dale finds a new band of unlikely heroes in the port town of Luskan - and down on their luck. Not long after their arrival in Luskan, however, the party hears of work to be found in one of the Ten-Towns - the port city of Targos, which is being threatened by a goblin army that has poured down from the North. This goblinoid army has overwhelmed Bremen and is making its way southwards, destroying everything in their path. The Lord of Targos, Ulbrec Dinnsmore, has sent out a call for soldiers and mercenaries from Luskan and Neverwinter to help defend the town. While the prospect of riches is slight, the promise of adventure is not, and the band soon decides to set sail on the last ship for Targos, a vessel by the name of the Wicked Wench.

When the game begins, your band has just sailed into the Targos Docks and stand on the decks of the Wicked Wench, speaking to the captain, Hedron Kerdos.

## Targos

During your voyage on the Wicked Wench, the captain, Hedron Kerdos, has been able to fill you in on some of the background of Targos - to "let ye know what yer in fer," as he phrased it. He didn't seem to think you'd be staying long after he sailed into port and you saw the town.

According to Hedron, Targos is one of the "Ten-Towns" of Icewind Dale. Situated on the southernmost shore of Maer Dualdon, Targos is a modest fishing settlement on its way to becoming a prominent community in the Dale. While the "town" is far from rivaling the burgeoning metropolises that can be found along the Sword Coast to the south of the Spine of the World Mountains, its location has given the town a distinct advantage over its sister towns. High cliff walls form a protective cove that shelter the town's fishing vessels from the savage winter storms that plague the region. Additionally, the deep waters of the natural harbor allow for the construction of larger ships, which, in turn, have made Targos a leading contender in the race for dominance of the fishing industry. Already, the town's considerable fleet lands more knucklehead trout than the collective catches of all the other fishing villages combined.



- |                              |   |
|------------------------------|---|
| (1) Pier of the Wicked Wench | (5) The Salty Dog Tavern                    |
| (2) Targos Warehouse         | (6) Hedron's Mother,<br>Firtha Kerdos' Home |
| (3) Galloway Warehouse       | (7) Passage up to Targos Town               |
| (4) Shipbuilder's House      |   |

Originally, the town's first buildings sprang up along the rocky beach at the base of the cliffs. These small huts of stone and thatch served as the humble dwellings of the sturdy folk that came to settle this popular fishing hole. In the years to follow, as commerce paved the way for further development, large warehouses were erected to accommodate the bountiful hauls, and the area surrounding the docks rapidly became overcrowded. The industrious fisher folk wasted no time in widening the narrow and treacherous footpath that wound its way to the top of the cliffs, allowing the town to spread beyond the confines of the narrow strip of shoreline. Generally, only the wealthiest of townfolk built their homes atop the cliff, for fierce winds often ravaged the higher ground, leaving only the sturdiest constructions intact. In time, the folk of Targos erected a stone wall around the town to help stave off the periodic attacks by goblins and barbarians.

The town of Targos is divided into three separate maps: the Targos Docks, Targos Town, and if rumors hold true, the newly-constructed Palisade outside of town. Hedron has recommended you seek out Lord Dinnsmore in the town above the docks for details on seeking employment in the Targos Guard.

## Targos Docks

You'll sail into Targos and dock along the **Pier (1)**, where the **Wicked Wench** will proceed to unload her cargo. According to Hedron, not long after he docks, the harbor master Magdar Shenlen should come to the

ship with several dock hands to help unload the ship. The cargo consists of lumber used in the construction of the Palisade, foodstuffs for the troops and mercenary companies already in town, and your party, for which Hedron claims Dinnsmore will pay him a commission for ferrying to Targos.

Most of the supplies unloaded by the ships are stored in the **Targos Warehouse (2)** and the **Galloway Warehouse (3)** along the northern cliffs. The Galloway Warehouse is owned by the Galloway Trading Coster, based out of Caer Dineval. From what you've gathered from Hedron, as Targos gained prominence in the fishing and scrimshaw trade, Ilmus Galloway, the crafty (and long-lived) patriarch of the Galloway trading coster, sensed the opportunity that Targos presented, and he immediately dispatched his flame-haired granddaughter, Deirdre Galloway, to establish a trading depot within the burgeoning town. She's set up shop, along with some hard-working lugs, and last word is she's reaping quite the profit arranging supplies of lumber from Lonelywood.

The Targos Warehouse looks somewhat shabbier and smaller in the shadow of the Galloway Warehouse. This warehouse is where the other supplies of the town are stored, along with several stripped hulls and pieces of other vessels from the docks. Hedron claims there used to be a series of smuggler tunnels beneath the warehouse, but Lord Dinnsmore had the tunnels sealed up when he drove the last of the buccaneers from Maer Dualdon.

Aside from the warehouses, there are three other structures of note along the docks. One is the **Shipbuilder (4)**, the residence of Jorun Tamewater, one of the local shipbuilders - and one of the best, if Hedron is to be believed. Jorun's skill with shaping wood is said to rival the stonework of his dwarven brothers. Jorun's son, Olap, is a dwarven combat engineer who has "retired" to the shores of Targos to assist his father in his business.


Another noteworthy structure, and the most important as far as Hedron is concerned, is the **Salty Dog Tavern (5)**, a mean little watering hole along the docks where mercenaries and sailors can go to down a few tankards and let off a little steam. The proprietor, Gohar, originally hails from Luskan, and is said to have decorated his bar with the wreckage of ships that have washed up on the shores of Maer Dualdon. There may even be a few river traders and merchants drinking in the bar, where you can purchase weapons or armor for the coming fight against the goblins.

Hedron let the last location along the docks slip one night after polishing off a bottle of wine. Apparently, his **mother, Firtha Kerdos (6)** lives in a small cottage in the shadows of the cliffs, with a score (or more) of cats for company. When pressed for details, Hedron simply shook his head and refused to elaborate and said, in order to reach the main town, one only needs to take the **Path (7) up the cliff face to Targos** itself.

## Targos Town

At the top of the cliffs lies the Targos Town proper. Most of the town's services can be found here. If you are in need of a room for the night, you can find lodging at the **Weeping Widow Inn (1)**, run by a puffing, blustery old fool named Cah-Hyred. The Inn gets its name from a female spirit said to weep in one of the upstairs rooms, but Hedron spits on that rumor, claiming it's a story that Cah-Hyred dreamed up to attract business. Hedron doesn't seem to have much respect for Cah, and he has even gone so far as to offer you bunks on his ship should your band need to rest in Targos rather than stay with the innkeeper.

Among the other structures in town is the **Carpenter's House (2)**, though Hedron claims the carpenter left for Bryn Shander many weeks ago, so whoever is occupying the house now is anyone's guess. On the northern side of town is the **Temple Pavilion (3)**, a large tent erected by the temple of Tempus to attend to the wounded of Targos and bolster the Guard's spirits for the coming attack. The head of the Tempuran church in Targos is Swordmaster Ragni Bellows, a fierce cleric who is said to be eagerly looking forward to the next goblin attack so he can crush a few skulls. Word has it several wounded Targos soldiers and mercenaries are resting in the Pavilion, being cared for by the clerics.



- |                       |                          |
|-----------------------|--------------------------|
| (1) Weeping Widow Inn | (5) Strange Ship         |
| (2) Carpenter's House | (6) Teamster's House     |
| (3) Temple Pavilion   | (7) Town Hall            |
| (4) Wind Gate         | (8) Galloway Trade Depot |

The Palisade is said to lie beyond the **Wind Gate (4)**, the northern gate that leads outside of town. The gates have been sealed and guarded since the goblin attack, and no one may pass until they have obtained permission from Lord Ulbrec... and serve in the Targos Guard.

Just east of the Wind Gate lies a **strange ship (5)** with a balloon on the top. Hedron knows very little about it, but you both caught a glimpse of it as the Wicked Wench sailed into port. It must have arrived in Targos recently, but who flew it here is a mystery. It bears checking out.

There is a **teamster's house (6)** in the eastern side of the town, but, like the carpenter, Hedron says that the teamster and his family have long ago left for Bryn Shander, so the house is likely to be empty or else is serving as a boarding house for some of the Targos mercenaries who have nowhere else to stay.

Hedron says that you should head for **The Town Hall (7)** when you get into town and meet with Lord Ulbrec to start earning your pay as soon as possible. Lord Ulbrec Dinnsmore and his wife Lady Elytharra, an elven enchantress, are said to make their home in the Town Hall, and despite Hedron's contempt for lords and ladies, he grudgingly admits that Lord and Lady Dinnsmore "aren't a bad sort." Still, he has warned you that Ulbrec's known for his short temper, and tells you not to be surprised if he barks orders like a dog when you meet with him.



The last notable structure in the main town is the **Galloway Trade Depot (8)** where the flame-haired Deirdre Galloway has set up a trading post in the region. If you're in need of weapons or armor, Hedron says, that's the place you want to go - Deirdre is likely to be doing a brisk trade with the Targos Guard and the mercenaries in town.

## Adventuring In Targos

The following information is presented as an aid to beginning adventurers in Targos. If you'd rather walk into Targos cold with no potential spoilers, then stop reading here and skip on to the next section.

**Combat:** The space bar is your friend. When you see an enemy, hit it, and then drag your cursor over your opponents to see what you're up against. Whenever possible, it's best to aim for wizards, archers, and missile troops first with your missile weapons, then move on to other opponents.

**Choose the Right Weapon:** Just because a greataxe does twice as much damage as a dagger doesn't mean it's better. If your character doesn't have the feat for proficiency in using a greataxe, chances are you're going to have a lot of difficulty hitting your enemies. If given a choice between using a weapon you have a martial weapon feat in vs. one you don't, go with the sure bet - any goblins you encounter probably aren't tough enough to survive a strike from a dagger anyway.

**Resting:** Your party needs rest in order to recover spells and heal. Not only can you rest on the Wicked Wench under Hedron's watchful eye, but you may be able to rest elsewhere in town, provided no hostile critters are in the area.

**Bashing Doors and Containers:** If you encounter a locked door or container and your characters are miserable at picking locks, the door and the container can still be bashed open. To do this, simply click on the attack icon at the bottom of the main screen, then select the door or container you wish to bash open. Your character will "attack" the door, and if he or she is strong enough, you'll bash it open. Another way to have a character attack is to press the attack key which is by default F2.

**Talk to Everyone:** Talk to everyone you meet. Chances are each one has some piece of information that can aid you. This information may seem innocuous at first, but it may open up additional dialogue options later on.

**Talk to Everyone When Things Change:** If the town is in the middle of an attack, chances are no one will have time to speak to you. Sometimes it's best to speak to them again when an emergency has passed - they may prove to be more informative then.

**Journal:** Your journal can prove helpful if you get stuck. If you're not sure how to complete a quest, simply look at the information in your journal and see if it provides any clues for where to go, what to do, or who to talk to next. Your journal's your friend... use it.

**Charisma Based Skills:** Charisma-based skills, like Bluff, Intimidate, and Diplomacy, will allow you to reap greater financial rewards from quests in Targos as well as short-circuit some quests simply by persuading people to let you do things "your way." You won't lose any experience by doing things this way - in fact, you'll be rewarded for using your Charisma-based skills to bend the quests you encounter to your will.

**Stubborn NPCs:** Some of the folk in Targos are as stubborn as a mule. If you can't get them to help you, or if you can't convince them of something, you may want to switch to a high Charisma or Intelligent character and let them do the talking.

**Paladins:** Paladins have a number of special abilities, but a great many of these abilities stem from their

selfless, altruistic natures. You may notice that any quests that paladins undertake in Targos glean you little in the way of gold (though you'll still get experience points for completing the quests). If you're a money-hound, make sure you have someone else in your party broach accepting missions and quests - and be the one to speak to the quest-giver once the mission is completed.

**Monks:** Monks suffer the same limitation as paladins - their orders, no matter how evil or self-serving, do not allow for the accumulation of material wealth. If you'd like to get paid for your missions, it's best if you do not have the monk be the one "accepting" the reward, or else they will simply refuse it.

## General Adventuring Tips

The following general advice can help you in your adventuring in Icewind Dale II.

**Save Often:** You may have heard this so often your ears are numb, but it's a philosophy that pays off. Whenever possible, save, and even better, try to do save games in a different slot. You'll thank yourself later that you saved the game right before you were ambushed by that score of fireball-hurling wizards and their death-monk bodyguards. Nothing hurts more than losing two or three hours worth of playtime and having to go back to an older save game.

**Pick Pockets:** If you're not burdened by a guilty conscience, a good Pick Pocket skill will serve you well in most inhabited places in the game, where you might need to supplement your income without harming anyone in the process. Just be sure to save your game first in case you are detected. You can often get some extra arms, potions, and even unique knick-knacks by pick pocketing certain characters in the game, making the Pick Pocket skill especially useful.

**ALT key:** The ALT key is the greatest hotkey in the game. Just hold it down, and ALL doors and containers and ground items in the area are highlighted. You should always keep your left pinky hovering over the ALT key and stab it occasionally while playing to see if you've missed anything.

**Containers:** You may not be able to carry all the stuff you find on your adventures. Whenever possible, try to stake out a container in the nearby vicinity and dump all the excess loot you can find into it. If you don't do this, you risk the chance that items lying on the ground will vanish over time.

## Starting the Adventure: WARNING: SPOILERS AHEAD

*Note: The following walk-through assumes the game is being played on normal difficulty; if you have it cranked up to a bigger difficulty, then expect significantly more enemies and treasure from your encounters in Targos.*

The adventure begins when your ship, the Wicked Wench, arrives at the Targos docks. You'll immediately drop to a conversation with the captain, Hedron Kerdos, who will give you a bit of information about Targos then let you go on your way.

As soon as you step off the boat and make your way down the docks, you'll suddenly come upon two soldiers (Honest Jon and Reig Redwaters) are hovering over a third soldier, Brohn, who has taken a goblin arrow through the throat - it turns out that a horde of goblins has somehow surfaced on the docks, taking the town by surprise. One of the soldiers, Reig, has been wounded in the arm, and after a moment's hesitation, he'll welcome your help in driving the goblin attackers out of town. He'll pass along what weapons he can spare (a character with a good Diplomacy skill or a high Intelligence can get more weapons and equipment out of Reig than other characters), ask you to retrieve a healing draught from Magdar Shenlen the harbor master to patch up his arm, and then he'll leave you to your goblin butchery.

*Note that a cleric, druid, paladin, or other character with healing magic can heal Reig outside of dialogue, then speak to him again for an additional experience point award. Even if he is healed in this manner, however, Reig still stubbornly asks the player to retrieve the healing potion from Magdar.*

**Purpose:** Your purpose at the docks is to defeat the goblin forces that have attacked the docks. To do this, you'll need to scour the docks, enter every building, and take down any goblin you find. Only when you have cleared out all the houses and warehouses along the docks will you have saved the town and advance to the next stage of the game. Be sure to check each house for goblins, or else you will not be able to advance - talk to Reig, Honest Jon, or Crandall occasionally and report your progress. When you've finished the docks, they'll let you know when you've succeeded.

**Get Weapons:** The quarter staves you start the game with are terrible weapons, and you need better equipment. fast. There are a lot of dead soldiers and goblins in town, and many of them have dropped their weapons. The best thing to do is to wander around the town, picking up what weapons you can from the fallen soldiers and goblins and equipping your party. Be on your guard - there are goblins scattered all over town, and they'll attack you in pairs or singly (even more if the difficulty setting is higher).

**Resting:** If you are badly wounded, be sure to retreat to Hedron's ship (or other safe location) and talk to him so you can rest and recover your hit points and spells.

**Make a Note of Where Your Allies Are:** If you are in bad shape and goblins are chasing you all over the Docks, try to lure them over to where some soldiers are. When they see a goblin, they'll move to attack it, giving you some breathing room.

**Retrieving the Potion from Magdar:** Magdar can be found in the Gallaway warehouse (see the map, Location 2). The door to the warehouse is locked, so you will need to pick the lock or force the door open (see Bashing Doors and Containers, under "Adventuring in Targos," above). Speak to Magdar in the warehouse, then begin searching the crates in the room, breaking all the keys and forcing/picking the lock of all the crates until you come across the healing potion you need. Take anything else you need from the crates and barrels to equip your party. Be careful while searching the warehouse, however - goblins may come upon you during the attack. Once you have raided the warehouse, you should be well-equipped to handle the rest of the goblins in town and you should have the healing potion that Reig needs. Make sure your best archers and missile-using characters are well-armed, and have them target any goblin archers they see before the archers can do any harm.

**Salty Dog Tavern:** After you deliver the potion to Reig, make your way to the Salty Dog Tavern (Location 5 on the map). Here you'll find the barkeep, Gohar, the Iron Collar Mercenary Band (Black Geoffrey, Kickshaw, and Blanchard Pike), who are too busy drinking themselves to death to be of any use in the attack, and Guthewulfe Henghelm, a river trader. Guthewulfe is important for two reasons, one, is he is a readily available store (you can buy a host of basic weapons from him to outfit the party), and two, once you have succeeded in driving the goblins from the docks, you can engage him in a drinking game to win his wolf charm - although the person challenging Guthewulfe should have a high Constitution in order to keep his guts down after the first few tankards of boar's blood.

**Saving Hedron's Mother:** Although he is reluctant to admit the blood ties, Hedron's mother, Firtha, is located in the southern house along the docks (see location 6 on the map of the Targos Docks). Brace for combat when you enter, as she is being menaced by goblins that have busted into her home.


**Jorun Tamewater:** This crusty dwarven soldier is standing around a pile of dead goblins just south of the beached ship. Speak to him, and you can get an idea of how the goblins may have gotten to the docks without sounding the alarm. His house is located to the southwest, and be careful when opening his footlocker, as he has it rigged with a nasty gas trap.

**Crandall:** This nervous soldier is waiting for reinforcements on one of the southern piers. He can provide some information about the location of various goblins throughout the town and give you some advice on scouting out your opponents.

**Brogan:** This wary soldier is holed up outside the Targos Warehouse (location 3 on the Docks map). He has trapped a number of goblins inside the shabby warehouse along the docks, and he is waiting for reinforcements from the Iron Collar Mercenary band, who were last seen in the Salty Dog Tavern. He'll ask the players to fetch the Iron Collar band for him, but a character with a good Intimidate skill can convince him to let the party attack the warehouse without waiting for the Iron Collar mercenary band.

**Targos Warehouse:** You'll need to break down the door to this warehouse (see bashing doors and containers in General Adventuring Tips, above) or pick the lock, but brace yourself for combat before busting in here, as there's a large concentration of goblins inside.

From here, you'll be on your own... good luck, and good hunting!





# THE DUNGEONS & DRAGONS RULES

## Introduction to the D&D Rules

### About the Dungeons & Dragons® Game

The Dungeons & Dragons game is a role playing system that allows players to explore worlds of fantasy and high adventure - one of the D&D worlds is the Forgotten Realms, the world in which Icewind Dale II takes place. This section outlines some of the major features of the new rules and how they may have been interpreted for the sake of computer gameplay.

You don't have to know the D&D rules to play Icewind Dale II (the computer takes care of that for you), but it can be helpful. Accordingly, the D&D rules are summarized here, and in places explained how they may have been revised to work in Icewind Dale II.

If you want to know more about the Dungeons & Dragons game or the world of the Forgotten Realms, visit the Official Dungeons & Dragons website at: <http://www.wizards.com/dnd>.

## How Icewind Dale II Uses the D&D Rules

Icewind Dale II uses a weighting system for spells and weapons to approximate the turn-based nature of the Dungeons & Dragons game in real-time. Instead of a group-based turn, when first one side then the other performs all actions, everyone is always in real time mode, but on a personal initiative round. The personal initiative round is equal to the time of the round in D&D.

Most importantly, you can pause (or un-pause) the action at any time. This is achieved by hitting the space bar or by L-clicking on the rotating globe in the lower right hand side of the screen. When you are paused you can assign any action to any character, and then resume the game by un-pausing. This pause feature allows fans of turn-based combat to effectively play the game that way.

Note: You can set the game to pause automatically when certain events occur in order that you don't miss them. See the Options Screen on page 22.

## CHARACTER ACTIONS

You can perform a number of basic actions in Icewind Dale II. You can wander the landscape, speak with the denizens, and, if you want, put an axe in their skull. The basic actions you can perform are described below, along with any effects that may modify the actions.

### Movement

Most player characters, except for monks and barbarians, move at the same rate in Icewind Dale II - this is approximately equivalent to 30' per round in D&D game terms. Your characters can move faster if you cast a Haste spell on them. Some monsters may move faster and slower than your characters, so be warned before you flee an encounter - you may not get far. You can group select characters and easily move them into various formations (this is discussed in more detail earlier under the interface descriptions. See page 14)

### Dialogue

The general rule is this: even if you are an evil character, it's better to talk to someone who's not immediately hostile to you rather than jumping the gun and attacking them first. It may even prevent you from continuing the game (especially if you kill people in Targos or in other towns in the game). Not everything you meet, human or otherwise, is out to kill your character. Help often appears in the most surprising forms. Thus it often pays to take the time to talk to people or creatures... what they have to say may save your life.

---

*ADVENTURER'S TIP: If you manage to kill a character critical to the game's plot before the character has served his purpose, you may cause a "Game Over" screen to appear a lot sooner than you think. So if you feel like attacking everyone in Targos for fun, just be sure to save your game first.*

---

## Fighting

There are times when you don't want to talk or run away from a critter, and chances are, they feel the same way. Sooner or later, your character(s) will have to fight. The real trick is knowing when to fight and when to talk or run.

## Effects of Fatigue

Your characters have to rest every so often, both to memorize spells as well as to gain back their strength. If your characters start complaining that they are tired, it's best to find the nearest place to rest. Go to the spell list page and make sure their memorized spells are set properly for the next day's adventuring.

## COMBAT

Combat in Icewind Dale II is a skill that your characters and you will become skilled at as you progress from your first steps into Targos until your ultimate resolution of the threat to Icewind Dale and the Ten-Towns.

## More Than Just Hack and Slash

As important as fighting is to the game, it isn't the be-all and end-all of play; it's just one way for characters to deal with situations. In addition to explaining the basic mechanics of hitting and missing, this section contains rules for turning undead, special ways to attack and defend, poison, heroic feats, and more.

Armor Class is the protective rating of a character, and it is the combined value of the armor, shields, dexterity modifier, and protective items and spells a character has on them - the higher the value of a character's armor class, the lower the chance that a character will be hit in combat and take damage. Armor Class starts at 10 (loincloth) and goes upward from there. The higher the number, the better! (An Armor Class greater than 30 can only occur with very powerful magical armor and magic item combinations).

Armor Class is separated into five classes: armor bonuses, shield bonuses, deflection bonuses, dexterity bonuses, and generic bonuses. Your character's Armor Class is then determined by adding all of these together to 10. Each armor bonus category is described below:

**Armor Bonuses:** The armor bonus is connected to the benefits you get from wearing armor, bracers of defense, and even robes. These values do not stack - the player receives the highest armor bonus from all the items of this nature that they are wearing. For example, if a character is wearing armor that provides an armor bonus of 6 and bracers of defense that provide an armor bonus of 2, then the player's armor bonus is 6, not 8.

**Shield Bonuses:** Armor bonuses due to shields totals all the benefits you get from a shield and does stack with your base armor bonus. You can only have one shield equipped at a time.

**Deflection Bonuses:** These armor class bonuses come from spells, rings, hats, cloaks, and so on - like armor bonuses, deflection bonuses do not stack. The highest value deflection bonus is the one that is used. The spells that grant deflection bonuses are listed in their descriptions.

**Dexterity Ability Modifier:** Your Dexterity ability modifier adds to your overall armor bonus.

However the extent which it can effect your armor bonus is impacted by the type of armor that you may be wearing. Check the Armor Effects Table (Table 8) on page 147 to see these.

**Generic Bonuses:** These are the remaining armor bonuses you can get from any other source - some spells provide generic armor bonuses, and some Feats can also give character a generic armor bonus. Unlike the four other categories above, generic bonuses do stack with one another.

So a character with a Dexterity Ability Modifier of +2 and Leather Armor, which has an armor bonus of +2, would have an Armor Class of 14 (10 + 2 + 2).

*Note that touch-based spells and effects ignore armor bonuses for the purposes of scoring a hit.*

## The Attack Roll

At the heart of the combat system is the Attack Roll, the die roll that determines whether any physical attack (missile or hand to hand, but not spells) succeeds or fails. The number a player needs in order to make a successful attack roll is also called the "to hit" number and is equal to the total Armor Class of their target. In Icewind Dale II the "to hit" roll is done behind the scenes - if your character is successful, he hits - if not, he misses.

When an attack is made, the Armor Class is what the attacker must 'roll' in order to hit the opponent. This "roll of the die" is done with a d20, or twenty sided die, resulting in a number between 1 and 20. The attacker's Attack Bonus is then added to this roll (you can see all the different Base Attack Bonuses on a per character and level standpoint in Table 3). If the resulting number is equal to or higher than the defender's Armor Class, then the attack is successful, and damage is done. If the attack is unsuccessful, then the attacker missed completely or was unable to penetrate the opponent's armor.

For example, the captain of the Wicked Wench, Hedron Kerdos (a fighter) has an Attack Bonus of 7. He is attacking a marauding goblin with an AC of 14. If Hedron "rolls" a 7 or higher on the twenty-sided die, he hits the goblin and hurts it. (7 + 7 = 14)

Note that in Melee combat, not every swing is intended to hit. A character in Icewind Dale II may make a "cosmetic" swing during the round aside from the actual attempt to deliver damage. This swing represents the feints and parries that would occur in real combat.

## Weapon Feats and Proficiency

A weapon proficiency feat represents a character's knowledge and training with a specific group of weapons. When a character is created, he or she has proficiency feats in a number of weapons dependent on the class chosen. As a character reaches higher experience levels, he can choose to spend new feats on weapon proficiencies.

A character with a specific weapon proficiency is skilled with that weapon. Hence, if you have assigned one proficiency feat to a character, he or she can attack without penalty using that weapon. If you equip a character with a weapon that he or she is not proficient with, they suffer penalties to hit and damage.

Once a character has proficiency in a certain weapon type, you can choose to have him spend another feat to focus on that weapon type. He will then get a +1 to all attack rolls when using those types of weapons. Fighters who have achieved at least 4th level also have the options of choosing weapon specialization in a certain weapon type once they already have a focus in that type of weapon. Weapon specialization adds a bonus of 2 to damage whenever the fighters successfully hits with that weapon type.

To see the types of weapons that can be used with Simple Weapon proficiencies see Table 6. For the list of weapons usable by the different Martial Weapon proficiencies see, Table 7. The bastard sword has been included in Icewind Dale II, however it lies outside of the distinction between simple and martial weapons. It is considered an exotic weapon and has its own proficiency feat. The statistics for the bastard sword are

40 included in Table 7 on page 146.

## Exotic Weapon Proficiency

**Bastard Sword:** A bastard sword is too large to use in one hand without special training; thus it is an exotic weapon. Bastard swords are also known as hand-and-a-half swords.

## Attacking with Two Weapons

If you wield a second weapon in your off hand, you can get one extra attack per round with that weapon. Fighting in this way is very hard, however, and you suffer a -6 penalty with your regular attack or attacks with your primary hand and a -10 penalty to the attack with your off hand. You can reduce these stiff penalties according to the following table:

Circumstance	Primary Hand	Off Hand
Normal Penalties	-6	-10
Ambidexterity Feat	-6	-6
Two-Weapon Fighting Feat	-4	-8
Ambidexterity Feat and Two-Weapon Fighting Feat	-4	-4

## Critical Hits and Misses

When an attack roll is made and it's a 20, your character hits regardless of the target's AC, and you have scored a threat. The hit might be a critical hit (or "crit"). To find out if it's a critical hit, a critical roll is made immediately - this is another attack roll with all the same modifiers as the attack roll that was just made. If the critical roll also results in a hit against the target's AC, the original hit is a critical hit. (The critical roll just needs to hit to give a crit. It doesn't need to come up 20 again.) If the critical roll is a miss, then the hit is just a regular hit.

A critical hit means that damage is rolled more than once, with all the usual bonuses, and the rolls are added together to get total damage. Unless otherwise specified, the threat range for a critical hit on an attack roll is 20, and the multiplier is 2. (See Increased Threat Range and Increased Critical Multiplier, below.)

Exception: Bonus damage represented as extra dice, such as from a sneak attack or a flaming sword, is not multiplied when a critical hit is scored.

Increased Threat Range: Sometimes a threat range is greater than 20. That is, a threat can be scored on a lower number. Longswords, for instance, give threat on a natural attack roll of 19 or 20. In such cases, a roll below 20 is not an automatic hit. Any attack roll that doesn't result in a hit is not a threat.

Increased Critical Multiplier: Some weapons, such as battleaxes and arrows, deal better than double damage with a critical hit. See Tables 6 and 7 which list general statistics for simple and martial weapons on page 145-146.

## Improving the Odds In Combat

In combat, many factors can modify the number a character needs for a successful hit. These variables are reflected in modifiers to the to-hit number or to the attack roll.

**Strength Ability Modifier for Melee Weapons:** A character's Strength can modify the die roll, altering both the chance to hit and the damage caused. This modifier is always applied to melee (hand to hand) and hurled missile weapons (a dagger or an axe) attacks. The higher your Strength, the easier it is to hit someone and hurt them.



**Dexterity Modifiers for Missile Weapons:** Dexterity affects the character's ability to attack with a missile weapon. Like Strength modifiers, a higher Dexterity score will increase the chances to hit, lower Dexterity will lessen the chances. Unlike Strength, Dexterity does not affect the amount of damage inflicted by a missile weapon.

**Magical Items:** A weapon's magical properties can modify a character's chance to hit and his damage bonus. Items that impart a bonus to the attack roll or Armor Class are identified by a plus sign. For example, a sword +1 improves a character's chance to hit by one and inflicts +1 damage if the attack is successful. A suit of chainmail +1 improves the Armor Class of the character by one beyond normal, "non-magical" chainmail. Cursed items have a negative modifier (a penalty), resulting in a subtraction from the attack roll or a subtraction from Armor Class. There is no limit to the number of modifiers that can be applied to a single die roll, nor is there a limit to the positive or negative number (the total of all modifiers) that can be applied to a die roll.

**Feats:** There are a number of Feats that a character can possess, which can improve both their chance to hit and the damage done after a successful hit. Please see Feats on page 65.

## Casting Spells

All spellcasters use the same rules for casting spells. To cast a spell, the character must have the spell memorized except in the case of bards and sorcerers. If it is not memorized, the spell cannot be cast. The caster must be able to speak (not under the effects of a Silence spell) and have both arms free (not paralyzed or Held, for example). If the spell is targeted on a person, place, or thing, the caster must be able to see the target. It is not enough to cast a Fireball 150 feet ahead into the darkness; the caster must be able to see the point of explosion and the intervening distance. Once the casting has begun, the character must stand still. (If you choose not to have a spell caster cast a spell after you have selected the spell, but before you have selected a target, you can R-click to cancel the spell and it will not be lost from memory.) If you instruct a character to move after a spell has been started, the spell could be lost if the casting has begun.

## Spell Disruption

If the spellcaster is struck by a weapon or fails to make a saving throw before the spell is cast, there is a chance the caster's concentration will be disrupted and the spell will be lost in a fizzle of useless energy. It will be wiped clean from the memory of the caster until it can be re-memorized. As a result, spellcasters are advised not to stand at the front of any battle, since it makes them easy targets.

As a general rule, the higher level of the spell, the more likely it is a spell will be disrupted if the caster takes damage. The higher the caster's level and skill in Concentration, however, the less likely it is a spell will be disrupted if the caster takes damage (more experienced spellcasters with a high Concentration skill are able to concentrate and focus better than weaker casters).

## Casting in the Middle of Combat

Another difficulty presented to spell casters is trying to prepare and fire off spells in the middle of a melee. In order for a spell to be successfully cast within 5 feet of an enemy, the caster must make a Concentration skill check against a DC15 + the level of the spell. As an example, Asmir, attempts to cast a Fireball in the middle of a fight. He has a Concentration skill of 7 and an Intelligence modifier of 4. In order for him to successfully cast the spell he will need to roll at least a 7 on a d20. Skill of 7 plus a modifier of 4 plus a roll of 7 equals 18, which is equal to a DC of 15 plus a spell level of 3.

## Saving Throws

Saving Throws are measures of a character's resistance to special types of attacks - poisons, magic, and

attacks that affect the body or mind of the character. The ability to make successful saving throws improves as the character increases in level. If a saving throw is made, this may reduce damage or prevent the effects of a spell or attack entirely. Some spells (e.g. Protection spells), items, and feats greatly improve saving throws against different types of attacks.

**Fortitude Saves:** These saves measure your ability to stand up to massive physical punishment or attacks against your vitality and health such as poison, paralysis, and magic that causes instant death. Apply your Constitution modifier to your Fortitude saving throws. Fortitude saving throws can be made against attack or effects such as poison, disease, paralysis, petrification, energy drain, destruction, and disintegrate.

**Reflex Saves:** These saves test your ability to dodge massive attacks such as a wizard's fireball or the lethal breath of a dragon. Apply your Dexterity modifier to your Reflex saving throws. Reflex saves can be made against attacks or effects such as pit traps, catching on fire, fireball, lightning bolt, and dragon breath.

**Will Saves:** These saves reflect your resistance to mental influence and domination as well as many magical effects. Apply your Wisdom modifier to your Will saving throws. Will saves can be made against attacks or effects such as charm person, hold person, and most illusion spells.

## Combat Effects and Recovery

Damage, wounds, and death are what can happen to a character when an opponent attacks him successfully. Damage can also occur as a result of poison, fire, falling, acid, and by trying anything even remotely dangerous in the real world. Damage from most attacks is measured in hit points (hp). Each character has a current hit point total and a maximum hit point total. Each time a character is hit, he suffers points of damage. These points are subtracted from the character's current hit point total. When this reaches 0, they are dead. If one of your characters suffers massive damage (i.e. leaves no body except a fountain of chunks), he or she can only be returned to life by means of a Resurrection spell.

## Healing, Hit Points, and Debilitating Effects

Players can regain lost hit points by healing - naturally or magically. The only limit to the amount of damage a character can recover through healing is the maximum hit points the character has. (Note: some spells can improve maximum hit points, but only for a limited period of time.)

### Natural Healing

Characters heal naturally a number of hit points equal to their level per period (eight hours) of rest. If a character rests in a comfortable room in an inn, he or she will recover hit points. The better (and more comfortable) the room is, the more hit points are healed - but the better the room, the greater the cost. Camping in the wilds will allow for memorization of spells, but will not allow many hit points to be regained. Resting is only possible when there are no enemies within visible range of your party - if there are, you must move away, or make them your friends (Charm, dialogue, etc.) before you can rest. Some creatures may attack your party while resting; if this happens, you will not heal or memorize spells.

In Icewind Dale II, resting is normally allowed only in inns, outdoor areas (provided all the monsters in the vicinity or on the map have been slain), or with permission from a local resident.

### Magical Healing

Healing spells, potions, and magical devices can speed the process of healing, closing wounds instantly and restoring the party's effectiveness in seconds. Magical healing is particularly useful in the midst of combat or in preparation for a dangerous encounter.

## Raising the Dead

Curative and healing spells have no effect on a dead character - he can only be returned to life with a Raise Dead or Resurrection spell or item.

---

*ADVENTURER'S TIP: Characters slain by a Disintegrate, Death Spell or Finger of Death spell cannot be brought back to life by any means, so don't go around casting these spells at other party members.*

---

## Blindness

A blinded character is also called an "easy target." Blinded characters suffer a 50% miss chance, a -2 to their Armor Class, and a lose all of their Dexterity and Strength modifiers. Blindness can be cured by waiting out the duration or by the cleric spell, Remove Blindness.

## Deafness

Not surprisingly, a deaf character has lost his hearing. While not life threatening, a spellcaster who is deafened loses the ability to cast spells correctly. Any spell cast by a deaf spellcaster has a 50% chance of failure when cast (this is added onto any other pre-existing spell failure chances on the spellcaster). The effects of deafness are temporary; time (or a full night's rest) will restore a character's hearing.

## Disease

Some creatures in the game transmit disease through their touch or their bite. If a character is diseased, he continually takes damage over time or suffers an effect over time (such as Confusion or Paralyzation) until cured with the cleric spell Remove Disease or a curative that specifically targets disease.

## Energy Drain

Some undead creatures can drain the energy from player characters. For every "level" drained, a creature is -1 to hit, -1 to saves, and loses five of their maximum hit points. The Energy Drain state persists until the player can get a cleric to cast Restoration on the afflicted character.

## Paralysis and Hold

A character or creature affected by paralysis becomes totally immobile for the duration of the spell's effect. The victim can breathe, think, see, and hear, but he is unable to speak or move in any manner. This may be an advantage if you find the victim to be particularly annoying. Any attacks on a paralyzed or held creature are automatically successful.

## Phased

When a character is phased, he becomes temporarily dissociated in space. Although he can still move and attack as normal, he will take minor damage over time until the phasing passes, at which point he will resume his normal physical form.

## Poison

A character or creature attacked with a poisoned weapon or by a venomous creature must make a Fortitude saving throw. Depending on the type of poison, this saving throw will either negate the effects of the poison or lessen them. Most poisons are usually deadly within hours, so finding quick treatment is recommended.

# EXPERIENCE AND GAINING LEVELS

Every time characters go on an adventure they learn something. They may learn a little more about their physical limits, encounter a creature they have never seen before, try a spell as yet unused, or discover a new peculiarity of nature. These gains are measured by earning experience points (XP). Experience points represent a number of factors: increased confidence, physical exercise, insight, and on-the-job training. When a

character earns enough experience points to advance to the next experience level, the character has become tougher and more powerful.

## Group Experience Awards - Quest Experience

Experience points are earned through the activities of the characters, which generally relate to their adventuring goals. All characters on an adventure receive experience points for overcoming their enemies or obstacles, and the amount is divided equally between the characters in your party.

## Gaining Levels for Different Races

Some FORGOTTEN REALMS races included in Icewind Dale II are significantly more powerful than the races found in standard Third Edition D&D. To maintain the balance of power between all of the character's in your party, the leveling path of these special races is steeper than others. These races, such as the drow and tiefling, have what is called an Effective Character Level (ECL) when it comes to determining the amount of XP needed to advance to the next level. The ECL is simply the characters displayed level plus a number between one and three that is defined in their race description (see Races and Sub-Races section). The ECL is then looked up on the XP table (see Table 2, page 135) to see how much XP the character needs to make it to the next level. As an example, a level 3 drow character has an ECL of 5 (Character Level of 3 plus a racial level modifier of 2). The drow needs 15,000 XP's to reach 4th level instead of the normal 6,000 XP's needed.

## Experience Point Cap

Icewind Dale II has a limit on the amount of experience points a character can earn, which is enough for each character to reach a maximum of 30 character levels. Character level is the sum of the levels for all of the character's classes. So if a character were a 5th level Fighter and a 10th level Rogue, they would have a total of 15 character levels.

## ATTRIBUTES

Every person in the Realms has traits which set them apart from all others. The most pronounced differences will be in the areas of Race, Class, and Abilities.

## Ability Scores

Ability scores are the six natural traits that represent the basic definition of a character. See Table 1 on page 134 for ability bonuses and penalties.

**Strength:** A character's muscle, endurance, and stamina. It is the prime requisite of warriors.

**Constitution:** A character's fitness, health, and physical resistance to hardship, injury, and disease.

**Dexterity:** A character's hand-eye coordination, agility, reflexes and balance. It is the prime requisite of the rogue.

**Intelligence:** A character's memory, reasoning, and learning ability. It is the prime requisite of the wizard.

**Wisdom:** A character's judgment and common sense. It is the prime requisite of clerics and druids.

**Charisma:** A character's persuasiveness, personal magnetism, and ability to lead. This ability is important to bards, paladins, and sorcerers.



*ADVENTURER'S TIP: While it may be tempting to drop your Intelligence and Wisdom to 3 during character creation, remember that a low Intelligence can limit the number of skill points you will get each and every level, and a low Wisdom can make you susceptible to mind-influencing spells.*

## Hit Dice

As characters go up levels, their number of hit points increase based on their Hit Dice (HD). Each class has a different hit die which reflects their ability to take damage in combat. For example, barbarians lead the pack with a d12, which indicates they gain 1-12 hit points when going up a level. A wizard, on the other hand, being a poor fighter, gains only 1-4 hit points when going up a level. The number of Hit Dice each class receives is shown in the character's class description. One of the options in Icewind Dale II is to have characters receive the maximum number of hit points per level rather than have the computer roll the character's Hit Die each level. Decide how you would like to play Icewind Dale II and change this option accordingly.

## RACES AND SUB-RACES

Race defines the character's species: human, elf, dwarf, gnome, half-elf, halfling, or half-orc. A character's race or sub-race can limit their choice of classes.

### Humans

Humans comprise humans, and two sub-races, aasimar and tiefling.

**Human:** Humans are the predominant race in Faerûn, and they rule most of the significant empires and kingdoms in the Forgotten Realms. Humans may choose any class and excel in it.

**Advantage:** One bonus Feat at first level, two extra Skill Points at first level, and +1 Skill Point every level after first level.

**Favored Class:** Whichever class has the highest level.

**Aasimar:** Aasimar carry the blood of a celestial being, the begotten offspring from the union of a mortal and a deity. Aasimar are usually good aligned and fight against evil in the world. They typically have fair skin, golden eyes, and often a birthmark in the shape of the deity's holy symbol. Aasimar are blessed with insight and personal magnetism and are typically paladins.

**Advantages:** A +2 to Wisdom, + to 2 Charisma, Darkvision, Sunscorch 1/day, and +5 to Acid, Cold, and Electrical Resistances.

**Disadvantages:** Character level is considered 1 level higher when the experience for advancing levels is determined.

**Favored Class:** Paladin

**Tiefling:** The infernal counterpart to aasimar, tieflings are humans with a hint of the diabolical in their bloodline. Though their appearance is mostly human, they often have telltale signs that belie their ancestry. Tieflings usually have dusky skin and dark or reddish hair. Though many sport small horns, cat eyes, or other bizarre features, most tieflings try to hide their abnormalities from humans.

**Advantages:** A +2 to Intelligence, +2 to Bluff and Hide skill checks, +2 to Dexterity, 5 points of Cold, Fire, and Electrical Resistances, can cast Blindness 1/Day and darkvision.

**Disadvantages:** A -2 to Charisma, and character level is considered 1 level higher when the experience for advancing levels is determined.

**Favored Class:** Rogue

### Dwarves

Dwarves comprise dwarves (shield dwarves), and two sub-races, the gold dwarves and gray dwarves.

**Dwarves (Shield Dwarves):** Shield Dwarves are short stocky humanoids with ruddy cheeks, dark eyes, and dark hair. Though there are exceptions, they tend to be a dour and taciturn people. Dwarves have a natural resistance to magic and poison and possess darkvision, which allows them to see objects in the dark.

**Advantages:** +2 to Constitution, +2 to Search, +2 to Fortitude saves against poison, +2 to saves against spells, +1 to hit vs. orcs, goblins, and bugbears, +4 to AC vs. giants, and darkvision.

**Disadvantages:** -2 to Charisma.

**Favored Class:** Fighter

**Gold Dwarf:** In a time when the dwarven race is in sad decline, the gold dwarves of the Realms received a divine gift from Moradin, the Soul Forger. The father of the dwarven gods granted the Thunder Blessing upon his people, resulting in a slow growth of the gold dwarf population. Though its effects may not be felt for decades, gold dwarves are already starting to re-establish themselves in the Realms as shrewd traders and proud, if somewhat haughty, warriors.

**Advantages:** +2 to Constitution, +2 to Search, +2 to Fortitude saves against poison, +2 to saves against spells, +1 to Hit Drow, Mind Flayers, and Driders, +4 to AC vs. giants, and darkvision.

**Disadvantages:** -2 to Dexterity

**Favored Class:** Fighter

**Gray Dwarf:** Also known as duergar, the gray dwarves of the Forgotten Realms live even deeper underground than their shield dwarf and gold dwarf cousins. The duergar share little in common with other dwarves and practice slavery in their monstrous subterranean cities. Often motivated by greed and a thirst for power, gray dwarves are known throughout the Realms as devious, efficient warriors. Duergar almost always have gray hair and skin.

**Advantages:** +2 to Constitution, +2 to Search, +2 to Fortitude saves against poison, +2 to saves against spells, +4 to AC vs. giants, darkvision, can cast Invisibility 1/Day, Immunity to Paralysis, +4 to Move Silently.

**Disadvantages:** -4 to Charisma, character level is considered 2 levels higher when the experience for advancing levels is determined, -2 to hit, damage, and saving throws when outside during the day.

**Favored Class:** Fighter

## Elves

Elves comprise elves (moon elves), and two sub-races, the drow (dark elves) and wild elves.

**Elves:** Elves tend to be shorter and slimmer than humans with delicate features. Elves are generally looked upon as being frivolous and aloof. Elves have a natural resistance to sleep magic, possess darkvision, and are skilled in the use of the bow and longsword. Elves gain a bonus to Dexterity, but a penalty to Constitution.

**Advantages:** +2 to Dexterity, +2 to Search, Immunity to Sleep and have a +2 to saves against Enchantment Magic.

**Martial Weapons:** Large Sword and Martial Weapons: Bows, and darkvision.

**Disadvantages:** -2 to Constitution.

**Favored Class:** Wizard

**Dark Elf:** Dark elves, also known as drow, are the subterranean cousins of high elves. Their black skin and pale hair are a curse for their allegiance with the spider goddess, Lolth. Drow societies are usually ruled by cruel clerics of Lolth and their noble houses. Dark elves are known for their arrogance, cruelty, and penchant for civil war.

**Advantages:** +2 to Dexterity, +2 to Intelligence, +2 to Charisma, +2 to Search, Spell Resistance of 11 + character level, +2 to all Will Saves, +2 to saves against Enchantment Magic, Immunity to Sleep spells, Faerie Fire 3/Day, starts with the Feats Martial Weapons: Large Sword and Martial Weapons: Bows, and darkvision.

**Disadvantages:** -2 to Constitution, character level is considered 2 levels higher when the experience for advancing levels is determined, and -1 to hit, damage, and saving throws when outside during the day.

**Favored Class:** Wizard

**Wild Elf:** The very rare wild elves are rarely seen by others, because they live in the heart of thick forests and they have incredible skill at keeping hidden. Also called green elves, their skin tends to be a dark brown, and their hair ranges from black to light brown, lightening to silvery white with age.

**Advantages:** +2 to Dexterity, +2 to Search, Immunity to Sleep spells, starts with the Feats.

**Martial Weapons:** Large Sword and Martial Weapons: Bows, and darkvision.

**Disadvantages:** -2 to Intelligence.

**Favored Class:** Sorcerer

## Gnomes

Gnomes comprise gnomes (rock gnomes), and one sub-race, deep gnomes (svirfneblin).

**Gnomes:** Kin to dwarves, gnomes are noticeably smaller than their distant cousins. (Gnomes, as they proudly maintain, are also less rotund than dwarves.) Most have dark tan or brown skin, white hair, and rather large noses. Gnomes have natural resistance to magic and can see in the dark with darkvision. They gain a bonus to Intelligence, but a penalty to Wisdom.

**Advantages:** A +2 to Constitution, +1 to hit vs. kobolds, goblins, hobgoblins, and bugbears, +4 AC Bonus when attacked by giant sized creatures (ogres, giants), +2 to Alchemy, and darkvision.

**Disadvantages:** -2 to Strength

**Favored Class:** Illusionist Specialist Wizard

**Deep Gnome:** Also known as svirfneblin, the deep gnomes of the Realms are a secretive, mysterious race. Found in the deepest caverns of the Underdark, the svirfneblin live in constant fear of slavery or destruction at the hands of dark elves, mind flayers, and duergar. Deep gnomes are legendary for their ability to handle stone and gems. They have gray skin and gray or white hair.

**Advantages:** A +2 to Dexterity, +2 to Wisdom, +2 to Search, +2 to Hide (+4 when "Inside"), Spell Resistance of 11 + level, +1 to hit vs. kobolds, goblins, hobgoblins, and bugbears, +4 Miscellaneous bonus to AC, Mirror Image 1/day, Invisibility 1/day, Blur 1/day, Nondetection, and darkvision.

**Disadvantages:** -2 to Strength, -4 to Charisma, character level is considered 3 levels higher when the experience for advancing levels is determined

**Favored Class:** Illusionist Specialist Wizard

## Halflings

Halflings comprise halflings (lightfoot halflings), and two sub-races, strongheart halflings, and ghostwise halflings.

**Halflings:** Halflings are short, generally plump people, much like small humans. Their faces are round and broad, and often quite florid. Their hair is typically curly, and the tops of their feet are covered with coarse hair. Halflings are highly resistant to poisons and magic, are naturally skilled with slings as weapons, and have a limited ability to see in the dark. They receive a bonus to Dexterity, but a penalty to Strength.

**Advantages:** +2 to Dexterity, +2 to Move Silently, +1 to all saving throws, +2 on saving throws vs. Fear, and a +1 to hit with Thrown Weapons.

**Disadvantages:** -2 to Strength.

**Favored Class:** Rogue

**Strongheart Halflings:** While the lightfoot halflings value the experience of travel and the sight of new lands and peoples, the stronghearts are a more organized, orderly, and industrious race. They build to last, and fiercely defend their homelands against threats that their lightfoot kin would simply flee.

**Advantages:** +2 to Dexterity, bonus Feat at first level, +2 to Move Silently, and +2 on saving throws vs. Fear, and a +1 to hit with Thrown Weapons.

**Disadvantages:** -2 to Strength.

**Favored Class:** Rogue

**Ghostwise Halflings:** Ghostwise halflings are the feral, reclusive cousins of lightfoot and strongheart halflings. They are found most often in the southern forests of the Realms living in small communities. Ghostwise halflings are rarely seen in large cities, but occasionally set out to explore the world for reasons known only to themselves. Visitors to ghostwise settlements often report that the halflings have a kinship so tight with their fellows that they can communicate without speaking.



**Advantages:** A +2 to Dexterity, +1 with Thrown Weapons, +2 to Move Silently, and +2 on saving throws vs. Fear, and Set Natural Snares 3/Day.

**Disadvantages:** -2 to Strength.

**Favored Class:** Barbarian

## Half-Elves

Half-elves are a mix of human and elven blood. They are handsome folk, combining the best of both races. A half-elf has the curiosity, inventiveness, and ambition of their human ancestors, and the refined senses, love of nature, and artistic tastes of their elven heritage. Half-elves have a limited resistance to Sleep spells and can see in the dark with darkvision.

**Advantages:** A +1 to Search, +2 to saves vs. Enchantment Magic, Immunity to Sleep spells, and darkvision.

**Disadvantages:** None.

**Favored Class:** Whichever class has the highest level

## Half-Orcs

Half-orcs are born from the union of human and orc parents. They are as tall as humans, but a little heavier due to their muscular builds. Their greenish pigmentation, sloping forehead, jutting jaw, prominent teeth and coarse body hair make their lineage plain for all to see. Half-orcs are known for their great strength.

**Advantages:** A +2 Strength and darkvision.

**Disadvantages:** -2 to Intelligence and -2 to Charisma.

**Favored Class:** Barbarian

## CLASS

Adventurers seek gold, glory, justice, fame, power, knowledge, or perhaps other goals - some noble and some base. Each chooses a different way to achieve those goals, from brutal combat power, to mighty magic. Some adventurers prevail and grow in experience, wealth, and power. Others die.

Your character's class is his or her profession or vocation. It determines what he or she is able to do: combat training, magical ability, skills, and more. Class is probably the first choice you make about your character. The class you choose determines where you should best place your character's ability scores and suggests which races are best to support that class choice.

### The Classes

The following is a short description for each of the classes that are available to your characters. Following them is a more detailed description for each that you should refer to if you need more information.

**Barbarian:** A brave, almost reckless warrior of the wilds.

**Bard:** A wanderer who uses the magic of music and his own cunning to survive.

**Cleric:** A master of divine magic and a capable warrior as well.

**Druid:** One who draws energy from the natural world to cast divine spells and gain strange magical powers.

**Fighter:** A warrior with exceptional combat capability and unequalled skill with weapons.

**Monk:** A martial artist whose unarmed strikes hit fast and hard - a master of exotic powers.

**Paladin:** A champion of justice and destroyer of evil, protected and strengthened by an array of divine powers.

**Ranger:** A cunning, skilled warrior of the wilderness.

**Rogue:** A tricky, skillful scout and spy who wins the battle by stealth rather than brute force.

**Sorcerer:** A spellcaster with inborn magical ability.

**Wizard:** A potent spellcaster schooled in the arcane arts.

You will sometimes see the names of the classes represented with the following abbreviations: Bbn, barbarian; Brd, bard; Clr, cleric; Drd, druid; Fir, fighter; Mnk, monk; Pal, paladin; Rgr, ranger; Rog, rogue; Sor, sorcerer; Wiz, wizard.

## Class and Level Bonuses

Each class in Dungeons & Dragons is treated differently when it comes to the bonuses it receives and the skills and feats that can be chosen. Before picking a class you should review the skills and feats that apply to each of the character classes. Particularly pay attention to the difference between Class Skills and Cross-Class Skills as explained in the skill section. Two other references to review are the ones located at the end of this manual labeled Table 2: Experience and Level-Dependent Benefits and Table 3: Base Save and Base Attack Bonuses. These tables will help you better understand the difference between your class choices and how they will effect what each class can do in the game.

### Barbarian

From the frozen wastes to the north and the hellish jungles of the south come brave, even reckless, warriors. Civilized people call them barbarians or berserkers and suspect them of mayhem, impiety, and atrocities. These "barbarians," however, have proven their mettle and their value to those who would be their allies. To enemies who underestimate them, they have proven their cunning, resourcefulness, persistence, and mercilessness.

**Class Features:** Barbarians move fast, much faster than normal characters. They cannot be flanked. They have the ability to Rage once per day every 4 levels (starting with one use at first level), which becomes a Greater Rage at 15th level. They gain the ability to resist damage at 11th level and the ability every 4 levels thereafter.

**Restrictions:** Cannot be of lawful alignment.

**Hit Die:** d12 (1-12 Hit Points per Level)

### Bard

The bard is a rogue, but he is different from the rogue. His strength is his pleasant and charming personality. A bard is a talented musician and a walking storehouse of gossip, tall tales, and lore. He learns a little bit about everything that crosses his path; he is a jack-of-all-trades, but master of none.

**Class Features:** Spell casting similar to a sorcerer, playing of bard songs, and bardic knowledge.

**Restrictions:** Cannot be of lawful alignment.

**Hit Die:** d6 (1-6 Hit Points per Level)

### Cleric

The cleric is a generic cleric (of any mythos) who tends to the spiritual needs of a community. He is both protector and healer. He is not purely defensive, however. When evil threatens, the cleric is well suited to seek it out on its own ground and destroy it. Each cleric must also pick a deity that they worship. The choice of deities is dependent on the cleric's alignment and once chosen, the cleric will have access to a number of special abilities and spells related to their deity.

**Class Features:** Turn Undead, Spell Casting

**Hit Die:** d8 (1-8 Hit Points per Level)

### Druid

The druid serves the cause of nature and neutrality; the wilderness is his home. He uses his special powers to protect it and to preserve balance in the world.

**Class Features:** Wild shape (shape changing), spell casting, and venom immunity.

**Restrictions:** Must be one of the following alignments: neutral good, lawful neutral, true neutral, chaotic neutral, or neutral evil.

**Hit Die:** d8 (1-8 Hit Points per Level)

## Fighter

The fighter is a champion, swordsman, and soldier. He lives or dies by his knowledge of weapons and tactics. Fighters can be found at the front of any battle, contesting toe-to-toe with monsters and villains. A good fighter needs to be strong and healthy if he hopes to survive.

**Class Features:** Weapon specialization and a bonus feat at the first level and every two levels after that.

**Hit Die:** d10 (1-10 Hit Points per Level)

## Monks

Monks are warriors who pursue perfection through contemplation as well as action. They are versatile fighters, especially skilled in combat without weapons or armor. Though monks cannot cast spells, they have a unique magic of their own. They channel a subtle energy, called ki, which allows them to perform amazing feats. The monk's best-known feat is their ability to stun an opponent with an unarmed blow. Monks do not engage in the pursuit of material wealth and will not accept monetary rewards for their deeds.

**Class Features:** The monk progresses faster than any of the other classes in the number of attacks they perform per round, however this faster progression only applies when they are attacking unarmed. As the monk increases in levels, his natural armor class improves, and the damage his fists inflict increases as well. His armor class starts off at 10, and then increases by 1 for every 5 levels. The monk also adds his Wisdom modifier to his AC.

Monks also get the following additional abilities as they go up in level:

**1st Level:** Evasion as the rogue ability.

**2nd Level:** Deflect Arrows feat

**3rd Level:** Still Mind, movement increases by 2 units.

**4th Level:** Unarmed Damage increases to 1d8.

**5th Level:** Purity of Body (immunity to all diseases). +1 to AC.

**6th Level:** Movement increases by 2 units.

**7th Level:** Wholeness of Body

**8th Level:** Unarmed Damage increases to 1d10.

**9th Level:** Improved Evasion (as the rogue ability). Movement increases by 2 units.

**10th Level:** Ki Strike +1 (unarmed attacks are considered +1 for purposes of hurting creatures with DR). +2 (total) to AC.

**11th Level:** Diamond Body (immunity to poisons)

**12th Level:** Unarmed Damage increases to 1d12. Movement increases by 2 units.

**13th Level:** Diamond Soul (Gains Spell Resistance equal to monk level +10). +2 Ki strike.

**15th Level:** Quivering Palm 1/Day (Next strike can kill living creatures unless a Fort save is made).

Movement increases by 2 units. +3 (total) AC.

**16th Level:** Unarmed Damage increases to 1d20. +3 Ki Strike.

**17th Level:** Timeless Body (immune to fatigue)

**18th level:** Movement increases by 2 units.

**20th level:** +4 to AC (total), per feet self (20% damage reduction).

**Restrictions:** A monk loses many of their special abilities if they are wearing armor. They also must be of lawful alignment.

## Paladin

A paladin is a warrior bold and pure, a paragon of virtue. Like the fighter, the paladin is a man of combat. However, the paladin lives for the ideals of righteousness, justice, honesty, piety, and chivalry. He strives to be a living example of these virtues so that others might learn from him as well as gain by his actions. Motivated by a higher purpose the paladins of Icewind Dale do not accept monetary gain for their just deeds.

**Class Features:** Lay on hands, turn undead at 3rd level, at 4th level paladins gain the ability to cast spells, adds Charisma modifier to AC, Immunity to all diseases, Smite Evil, and the ability to project an Aura of Courage (immunity to fear for himself and those close to him).

**Restrictions:** Paladins must be of lawful good alignment.

**Hit Die:** d10 (1-10 Hit Points per Level)

## Ranger

The ranger is a hunter and a woodsman, skilled with weapons and knowledgeable in wilderness lore and woodcraft. The ranger often protects and guides lost travelers and honest peasant-folk.

**Class Features:** Two-Weapon Fighting, Favored Enemy (rangers can gain a new favored enemy every five levels), and Wilderness Lore. At 4th level, rangers gain the ability to cast spells.

**Hit Die:** d10 (1-10 Hit Points per Level)

## Rogues

Rogues share little in common with each other. Some are stealthy thieves. Others are silver-tongued tricksters. Still others are scouts, infiltrators, spies, diplomats, or thugs. What they share is versatility, adaptability, and resourcefulness. In general, rogues are skilled at getting what others don't want them to get: entrance into a locked treasure vault, safe passage past a deadly trap, secret battle plans, a guard's trust, or some random person's pocket money.

**Class Features:** Sneak attack, Evasion, Uncanny Dodge, Special Feats at 10th level, and twice the skill points of any other class.

**Hit Die:** d6 (1-6 Hit Points per Level)

## Sorcerer

Sorcerers are practitioners of magic who were born with the innate ability to cast spells. It is thought that the blood of some powerful creature flows through their veins; perhaps they are the spawn of the gods themselves, or even dragons walking in humanoid form. Regardless, the sorcerer's magic is intuitive rather than logical. They know fewer spells than wizards, and acquire spells more slowly, but they can cast spells more often and have no need to select and prepare spells ahead of time. Sorcerers cannot specialize in magic the way wizards do. Other than these differences, a sorcerer is very similar to the wizard. A sorcerer's prime requisite is Charisma.

**Class Features:** Spellcasting, do not need to memorize spells.

**Restrictions:** A sorcerer cannot learn spells from scrolls. Sorcerers start without any armor proficiencies, however they can purchase these proficiencies as feats.

**Hit Die:** d4 (1-4 Hit Points per Level)

## Wizard

The wizard is a master of shaping magical energies and casting them as spells. To do so, he studies strange tongues and obscure facts and devotes much of his time to magical research. A wizard must rely on knowledge and wit to survive. Wizards are rarely seen adventuring without a retinue of fighters and men-at-arms. Because there are different types (or schools) of magic, there are different types of wizards. The generalist wizard studies all types of magic and learns a wide variety of spells. His broad range makes him well suited to the demands of adventuring.

**Advantages:** Spell Casting (wizards can cast any or all wizard spells, unlike specialist wizards, below).

**Restrictions:** Wizards start without any armor proficiencies, however they can purchase these proficiencies as feats.

**Hit Die:** d4 (1-4 Hit Points per Level)

**Specialist Wizards:** Wizards that specialize in a specific school of magic are allowed to memorize an extra spell at each level (once they are able to use spells of the appropriate level). They are prohibited from learn-



ing spells in their opposition schools (with the exception of Divination spells less than 4th level, which can be used by any specialist wizard).

**Abjurer:** Abjurers specialize in protective magic. They cannot learn spells from the Illusion or Transmutation school.

**Conjurer:** Conjurers specialize in creating creatures and objects to assist them. Cannot learn spells from the Divination or Evocation school.

**Diviner:** Diviners specialize in detection and divining magic. Cannot learn spells from Evocation school.

**Enchanter:** Enchanters specialize in manipulating the minds of others. Cannot learn spells from Necromancy school.

**Evoker:** Evokers specialize in Evocation magic. Cannot learn spells from Enchantment or Conjuration schools.

**Illusionist:** Illusionists specialize in creating illusions to confuse and mislead. Cannot learn spells from Abjuration and Necromancy schools.

**Necromancer:** Necromancers specialize in death-related spells. Cannot learn spells from Illusion and Transmutation schools.

**Transmuter:** Transmuters specialize in spells that alter physical reality. Cannot learn spells from the Abjuration school.

## MULTICLASS CHARACTERS

You may add new classes to your characters as they progress in levels. The class abilities from a character's different classes add together to determine the multiclass character's total abilities. Multiclassing improves a character's versatility at the expense of focus. Each time one of your characters increases a level, you will be given the option to have them change classes and begin progressing in another class. For instance, if you have a character that is a 4th level rogue, as soon as you reach 5th level, you can decide to have the character learn the ways of the wizard. So during the level up process you can choose to have the character add a level of wizard instead of another level of rogue. Your character then becomes a 4th level rogue / 1st level wizard.

### Class and Level Features

The abilities of the multiclass character are the sum of the abilities of each of the character's classes.

**Level:** "Character level" is the total level of the character. It derives from overall XP earned and is used to determine when feats and ability score boosts are gained, as per Table 2: Experience and Level-Dependent Benefits. "Class level" is the level of the character in a particular class, as per the individual class tables. For a single-class character, character level equals class level.

**Hit Dice:** The character gains Hit Dice from each class, with the resulting hit points added together.

**Base Attack Bonus:** Add the base attack bonuses for each class to get the character's total base attack bonus. If the resulting value is +6 or higher, the character gets multiple attacks. Find the base attack value on Table 3: Base Save and Base Attack Bonuses to see how many additional attacks the character gets and at what bonuses. For instance, a 6th-level rogue/4th-level wizard would have a base attack bonus of +6 (+4 for the rogue class and +2 for the wizard class). A base attack bonus of +6 allows a second attack with a bonus of +1 (listed as +6/+1 on Table 3), even though neither the +4 from the rogue nor the +2 from the wizard normally allows an extra attack. The monk is a special case because her additional unarmed attacks are better than her base attack bonus would suggest. For a multiclass monk fighting unarmed, the character must either use the additional attacks given for her monk levels (only) or the additional attacks that are standard for her combined base attack bonus, but not both. For instance, a 10th-level monk/7th-level wizard has a

combined attack bonus of +10 (+7 for the monk class, +3 for the wizard class). Normally, this would give her an additional attack at +5 (+10/+5 on Table 3: Base Save and Base Attack Bonuses), but she can instead take the two additional unarmed attacks listed for a 10th-level monk, +4 and +1 (+7/+4/+1 on Table 4: Monk Unarmed Bonuses).

**Saving Throws:** Add the base save bonuses for each class together. A 7th-level rogue/4th-level wizard gets +3 on Fortitude saving throws (+2 as a 7th-level rogue and +1 as a 4th-level wizard), +6 on Reflex saving throws (+5 and +1), and +6 on Will saving throws (+2 and +4).

**Skills:** The character retains and can access skills from all his or her classes. For purposes of calculating maximum ranks, a skill is a class skill if at least one of the character's classes has it as a class skill. The maximum rank for a class skill is 3 + the character level. For a 7th-level rogue/4th-level wizard (an 11th-level character), a rogue skill or wizard skill has a maximum rank of 14. For a cross-class skill, maximum rank is half the maximum for a class skill. If a skill is unavailable to a class (that is, if it's an exclusive skill that a multiclass character's other class doesn't have access to), then levels in that class don't increase the multiclass character's maximum ranks. For instance, the 7th-level rogue/4th-level wizard would have a maximum rank of 10 in Use Magic Device, an exclusive class skill for rogues. The extra four levels in the wizard class do not increase the character's maximum rank with Use Magic Device.

**Class Features:** The character gets all class features of all classes but must also suffer the consequences of all special restrictions of all classes. (Exception: A character who acquires the barbarian class does not become illiterate.) Some class features don't work well with skills or class features of other classes. For example, although rogues are proficient with light armor, a rogue/wizard still suffers arcane spell failure chances if wearing armor.

In the special case of turning undead, both clerics and experienced paladins have the same ability. If the character's paladin is level 3 or higher, her effective turning level is her cleric level plus her paladin level minus 2. Thus, a 5th-level paladin/4th-level cleric turns undead like a 7th-level cleric.

In the special case of uncanny dodge, both experienced barbarians and experienced rogues have the same ability. A barbarian/rogue can treat her barbarian levels as rogue levels to determine how effective her uncanny dodge is.

**Feats:** For multiclass characters, feats are received every three character levels, regardless of individual class level (see Table 3: Experience and Level-Dependent Benefits).

**Ability Increases:** For multiclass characters, abilities are increased every four character levels, regardless of individual class level (see Table 3: Experience and Level-Dependent Benefits).

**Spells:** The character gains spells from all his or her classes. Thus, an experienced ranger/druid may have the spell protection from elements both as a ranger and as a druid. Since the spell's effect is based on the class level of the caster, the player must keep track of whether the character is preparing and casting protection from elements as a ranger or as a druid.

### Adding a Second Class

When a single-class character gains a level, he or she may choose to increase the level of his or her current class or pick up a new class at 1st level. The character gains all the 1st-level base attack bonuses, base save bonuses, class skills, weapon proficiency, armor proficiency, spells, and other class features of the new class, as well as a Hit Die of the appropriate type. In addition, the character gets the new class's per-level skill points, however the number is not quadrupled, as it would be if this were the character's first level in their first class.

## Experience for Multiclass Characters

Developing and maintaining skills and abilities in more than one class is demanding. Depending on your character's class levels and race, he or she might or might not suffer an XP penalty.

**Even Levels:** If your multiclass character's classes are nearly the same level (all within one level of each other), then he can balance the needs of his classes and suffer no penalty. For instance, a 4th-level wizard/3rd-level rogue suffers no penalty, nor does a 2nd-level fighter/2nd-level wizard/3rd-level rogue.

**Uneven Levels:** If any two of your multiclass character's classes are two or more levels apart, the strain of developing and maintaining different skills at different levels takes its toll. Your multiclass character suffers a -20% XP penalty for each class that is not within one level of his most experienced class. These penalties apply from the moment the character adds a class or raises a class's level too high. For instance, a 4th-level wizard/3rd-level rogue gets no penalty, but if that character raises his wizard level to 5th, then he would receive the -20% penalty from that point on until his levels were nearly even again.

**Races and Multiclass XP:** A racially favored class (see the favored class entry for each race) does not count against the character for purposes of the -20% XP penalty. In such cases, calculate the XP penalty as if the character did not have that class. For instance, a character is an 11th-level gnome (a 9th-level rogue/2nd-level illusionist). He suffers no XP penalty because he has only one non-favored class. (Illusionist is favored for gnomes.) Suppose he then achieves 12th level and adds 1st-level fighter to his classes, becoming a 9th-level rogue/2nd-level illusionist/1st-level fighter. He suffers a -20% XP penalty on future XP he earns because his fighter level is so much lower than his rogue level. Were he awarded 1,200 XP for an adventure, he would receive 80% of that amount, or 960 XP. If he rose to 13th level and picked up 1st level as a cleric, he would suffer a -40% XP penalty from then on.

Furthermore, the character's favored class is not used when determining whether a multiclass character's classes are even. A dwarven 7th-level fighter/2nd-level cleric suffers no penalty, nor does he when he adds 1st-level rogue to his classes since his cleric and rogue classes are only one level apart. Note that in this case cleric counts as his highest class, not fighter, because fighter is favored for dwarves. A human or half-elf's highest-level class is always considered his favored class.

## SPECIAL ABILITIES

Most of the character classes listed below have special abilities listed in their Advantages section. A summary of these abilities is as follows:

### Barbarians

#### Rage

Barbarians can rage once per day per every 4 levels (starts at 1st level with one use). Rage gives them +4 to Constitution and Strength for 5 rounds. Gives a 2 point armor class penalty and +2 to Will saves (for 5 rounds).

#### Greater Rage

As soon as they achieve 15th level, barbarians are able to launch into a Greater Rage, which replaces their normal Rage ability. A Greater rage is similar in all ways to a normal rage; however the barbarian has his Strength and Constitution increased by 6 and their saves increased by 3.

#### Damage Reduction

Starting at 11th level, the barbarian gains the extraordinary ability to shrug off some amount of injury from each blow or attack. One is subtracted from the damage the barbarian takes each time he is dealt damage.

The amount that is subtracted is also increased by one for every three levels the barbarian attains after 11th level. Lastly, damage reduction can reduce damage to 0 but not below 0.

## Bards

### Bardic Knowledge

A bard picks up a lot of stray knowledge while wandering the land and learning stories from other bards. A bard may make a special bardic knowledge check with a bonus equal to his level + his Intelligence modifier to see whether he knows some relevant information about magical items.

### Bard Music

All bards have a starting song (the Ballad of the Three Heroes) and gain more songs as they go up in levels. Unless otherwise noted, all bard songs have a radius of 30 feet.

### The Ballad of Three Heroes

Bards start the game with the ability to play this ballad. When the Ballad of Three Heroes is played, all the bard's allies gain +1 to hit, +1 damage, and +1 saving throws.

### The Tale of Curran Strongheart

Bards gain this song at 3rd level. When Tale of Curran Strongheart is being played, any fear effects on the bard's allies are removed and they gain an immunity to fear effects for as long as the song lasts.

### Tymora's Melody

Bards gain this song at 5th level. When played, Tymora's Melody gives the bard's allies +1 luck, +3 saving throws, and +2 to Knowledge (Arcana), Disable Device, Move Silently, Search and Alchemy skills.

### The Song of Kaudies

Bards gain this song at 7th level. When the Song of Kaudies is played, the bard's allies gain a 50% chance to shrug off the effects of spells such as Silence, Shout, Great Shout, Command, or any other sound-based attacks.

### The Siren's Yearning

Bards gain the Siren's Yearning at 9th level. When played, the bard's enemies must make a Will save or be enthralled, unable to take action unless 10 rounds pass or they take damage.

### War Chant of Sith

The War Chant of Sith becomes available to bards when they reach 11th level. When played during combat, the bard's allies gain a +2 bonus to AC, a damage reduction of 2, and they regenerate 3 hit points every round.

## Clerics

### Turning Undead

One important, and potentially life-saving, combat ability available to clerics and paladins is the ability to turn undead (note that druids cannot turn undead). Through the cleric or paladin, their deity manifests a portion of its power, terrifying undead creatures or blasting them out of existence. However, since this power must be channeled through a mortal vessel, success is not always assured. This ability is a mode selection for that character - nothing else can be attempted while she is attempting to turn undead. Good clerics and paladins can turn undead so they lose morale and run away, or (less often) destroy them outright. Evil clerics can sometimes gain control of undead, who can then perform actions for the cleric. The turning undead ability improves with level, but it can never be done more than three plus the character's Charisma modifier times per rest period.

### Spontaneous Casting

Clerics can convert their currently memorized spells into healing spells (if good) or inflict spells (if evil) when the player shift-L-clicks on a spell at the time of casting.

*Note that in the original Icewind Dale, the Turn Undead button was a separate button. In Icewind Dale II it is now part of the cleric's Special Abilities.*



## Druids

### Wild Shape

This power is available at 5th level, and the druid can shape change more often as she goes up in levels, to 15th level. In addition, druids will heal some of their wounds when they shift to their animal form.

### Venom Immunity

At 9th level, druids become immune to poison, both mundane and magical.

### Timeless Body

At 15th level, druids no longer accrue fatigue through magical or mundane means.

### Elemental Form

Once druids reach 16th level, they gain the ability to transform themselves into an elemental with all the advantages, resistances, and immunities that an elemental possesses.

## Monks

### Deflect Missiles

Once per round when you would normally be hit with a ranged weapon, you may make a Reflex saving throw against a DC of 20 (if the ranged weapon has a magical bonus to attack, the DC increases by that amount). If you succeed, you deflect the weapon. Exceptional ranged weapons (such as Melf's Acid Arrows,) can't be deflected.

### Stunning Blow

When this ability is used, all of the monk's attacks in the next round force the victim to make a saving throw or be stunned. This special ability automatically modifies a monk's normal attack: no targeting needs to be done.

### Still Mind

At 3rd level, a monk gains a +2 bonus to saving throws against spells and effects from the Enchantment school, since his meditation and training enable him to better resist mind-affecting attacks.

### Purity of Body

At 5th level, a monk gains control over his body's immune system. He gains immunity to all diseases except for magical diseases such as mummy rot and lycanthropy.

### Wholeness of Body

At 7th level, a monk can cure his own wounds. He can cure up to twice his current level in hit points once each day.

### Ki Strike

At 10th level, a monk's unarmed attack is empowered with ki. The unarmed strike damage from such an attack can deal damage to a creature with damage reduction, such as a wight, as if the blow were made with a weapon with a +1 enhancement bonus. Ki strike improves as the monk gains experience.

### Diamond Body

At 11th level, a monk is in such control of his own metabolism that he gains immunity to poison of all kinds.

### Diamond Soul

At 13th level, a monk gains spell resistance. His spell resistance equals his level + 10. In order to affect the monk with a spell, a spellcaster must roll the monk's spell resistance or higher on 1d20 + the spellcaster's level. (See Spell Resistance, page 118.)

### Quivering Palm

Starting at 15th level, a monk can use the quivering palm. This terrifying attack allows the monk to set up vibrations within the body of another creature that can be fatal.

The monk can use the quivering palm attack once per day. Constructs, oozes, plants, undead, incorporeal creatures, and creatures immune to critical hits cannot be affected. The monk must be of higher level than the target (or have more levels than the target's number of Hit Dice). If the monk strikes successfully and the target takes damage from the blow, the quivering palm attack succeeds. Unless the target makes a Fortitude saving throw (DC 10 + one-half the monk's level + Wisdom modifier), it dies. If the saving throw is successful, the target takes no damage.

### Empty Body

At 19th level or higher, a monk can assume an ethereal state for 2 rounds a number of times per day equal to his level divided by 2.

### Perfect Self

At 20th level, the monk gains damage reduction 20/+1. This means that the monk ignores (instantly regenerates) the first 20 points of damage from any attack unless the damage is dealt by a weapon with a +1 enhancement bonus (or better).

## Paladins

### Lay Hands

A paladin can heal himself or others by laying his hands upon them. A paladin can heal his Charisma modifier in hit points per experience level in this manner. This ability is only usable once per day.

### Aura of Courage

Beginning at 2nd level, a paladin is immune to fear (magical or otherwise). Allies within 10 feet of the paladin gain a +4 morale bonus on saving throws against fear effects.

### Remove Disease

Paladins have the ability to cure disease a number of times per day depending on their level divided by 3. This is identical to the 3rd level cleric spell, Remove Disease.

### Smite Evil

Once per day, a paladin of 2nd level or higher may attempt to smite evil with one normal melee attack. He adds his Charisma modifier (if positive) to his attack roll and deals 1 extra point of damage per level.

### Divine Grace

A paladin applies her Charisma modifier (if positive) as a bonus to all saving throws.

### Divine Health

A paladin is immune to all diseases, including magical diseases such as mummy rot and lycanthropy.

### Turning Undead

Paladins are able to turn undead starting at 3rd level. Their ability always remains two levels behind that of a cleric. For example, when determining the success and effectiveness of a turning attempt a 5th level paladin would be considered a 3rd level cleric. See the Cleric special abilities section for more information on turning undead.

## Rangers

### Favored Enemy

Rangers have a "favored enemy," a type of humanoid or creature they have dedicated their lives to hunting. When attacking this creature they get a special bonus to damage. Rangers can pick from the following creatures: Bugbears, Driders, Giants, Goblins, Harpies, Hook Horrors, Lizardmen, Ogres, Orcs, Salamanders, Shapeshifters, Trolls, Umber Hulks, Undead, Wyverns and Yuan-Ti.

Rangers select one favored enemy when they are created, then they can pick a new one every five levels thereafter.

### Two-Weapon Fighting

When wearing light armor or no armor, a ranger can fight with two weapons as if he had the feats Ambidexterity and Two-Weapon Fighting. He loses this special bonus when fighting in medium or heavy armor.

## Rogues

### Sneak Attack

If a rogue can catch an opponent when he is unable to defend himself effectively from his attack, he can strike a vital spot for extra damage. If the Rogue is hidden, the target is incapacitated (asleep, paralyzed, stunned, etc...) or when the rogue flanks the target, the rogue's attack deals extra damage. The extra damage is +1d6 at 1st level and an additional 1d6 every two levels thereafter. Should the rogue score a critical hit with a sneak attack, this extra damage is not multiplied.

### Uncanny Dodge

At 3rd level, rogues retain their Dexterity bonus to Armor Class if attacked by invisible foes. At 6th level, they cannot be sneak attacked by another rogue unless the attacker is four or more levels higher.

### Evasion

At 2nd level, rogues gain the power to evade effects that would normally hurt other characters. Whenever a rogue is hit by a spell that can be evaded (Fireball, Lightning Bolt, etc.), the rogue is allowed a Reflex save to completely avoid the effects of the spell. If the saving throw is failed, then the spell works normally, including a save for half-damage if the spell allows for it. Keep in mind that rogues cannot evade their own effects, so wizard/rogues should think twice before throwing a fireball at their feet.

### Special Feats

At 10th level, rogues are offered a new group of feats that are unique to them. These feats include Crippling Strike, Improved Evasion, and Slippery Mind. Refer to the feat section on page 65 for more information.

## General Special Abilities

The following special abilities are not tied to any one class.

### Damage Resistances

Icewind Dale used the concept of "resistances" as a percentage basis; in Icewind Dale II, resistances are represented by a straight integer value. This means the following: a fire resistance of 5 indicates every instance of fire damage has a flat 5 damage taken off. Example: A tiefling with electrical resistance of 5 is damaged by a lightning bolt for 22 electrical damage. 5 points are subtracted, which means the tiefling takes only 17 electrical damage (small consolation).

### Darkvision

Darkvision allows characters to see more clearly at night and in the depths of the earth. If a character has Darkvision either through a racial or magical ability, creatures and objects that might not normally be seen will be visible to them but in black and white.

### Identify Items

Whenever you R-click on an item, your characters will have a chance to identify any item that is currently not identified. There are a number of character skills and abilities that help to identify items. These include Alchemy for the identification of potions, Knowledge (Arcana) for the identification of everything magical, and the encyclopedic minds of Bards that store away almost every piece of information they ever hear. If all of your characters fail to identify an item, you might need to cast the 1st Level wizard spell, Identify, or take the item to a store or temple and have it identified... for a price.

### Spell Resistance

Spell resistance is a special defensive ability. If your spell is being resisted by a creature with spell resistance, you must make a caster level check (1d20 + caster level) at least equal to the creature's spell resistance rating for the spell to affect that creature. The defender's spell resistance rating is like an AC against magical attacks. The same process occurs if an enemy attempts to cast a spell on one of your characters. If your character has spell resistance, then they will automatically try to resist the spell requiring the attacker to make a caster level check as explained above.

### Spell Casting

See Magic and the Spell System in Icewind Dale II starting on page 73.

## ALIGNMENTS

Alignment reflects a character's attitude toward society and the universe. There are nine different alignments, each described below:

**Lawful Good:** Characters of this alignment believe an orderly, strong society with a moral government makes life better for the majority of the people. When people respect the laws and help one another, society as a whole prospers.

**Neutral Good:** These characters believe a balance of forces is important, but that the concerns of law and chaos do not moderate the need for good. Since the universe is vast and contains many creatures striving for different goals, a determined pursuit of good will not upset the balance; it may even maintain it. If fostering good means supporting organized society, then that is what must be done. Social structure itself has no innate value to them.

**Chaotic Good:** Chaotic good characters are individualists with a benevolent streak. They believe in all the virtues of goodness and right, but they have little care for laws and regulations. Their actions are guided by their own moral compass which, although good, may not always be in perfect agreement with the rest of society.

**Lawful Neutral:** Order and organization are of paramount importance to characters of this alignment. They believe in a strong, well-ordered government, whether that government is a tyranny or benevolent democracy. Laws must be created and obeyed.

**(True) Neutral:** True neutral characters believe in the ultimate balance of forces and refuse to see actions as either good or evil. True neutrals avoid siding with the forces of either good or evil, law or chaos. It is their duty to see that all of these forces remain in balanced contention.

**Chaotic Neutral:** Chaotic neutral characters believe there is no order to anything, including their own actions. With this as a guiding principle, they tend to follow whatever whim strikes them at the moment. Good and evil are irrelevant when making a decision.



**Lawful Evil:** These characters believe structure and organization elevate those who deserve to rule. They prefer a clearly defined hierarchy between master and servant. If someone suffers because of a law that benefits lawful evil characters, too bad. Lawful evil characters obey laws out of fear of punishment or pride of power.

**Neutral Evil:** Neutral evil characters are primarily concerned with themselves and their own advancement. If there is a quick and easy way to gain a profit, whether it be legal, questionable, or obviously illegal, they take advantage of it. Although neutral evil characters do not have the every-man-for-himself attitude of chaotic evil characters, they have no qualms about betraying their friends and companions for personal gain.

**Chaotic Evil:** Chaotic evil characters are motivated by personal pleasure. The strong have the right to take what they want, and the weak are there to be exploited.

## SKILLS

Your skills represent a variety of abilities, and you get better at them as you go up in level. If you are new or a returning player, you may wish to read this section fully. The addition of the Third Edition Dungeon & Dragons skill system is one of the major changes to Icewind Dale II.

## Skill Success

The use of a skill is a success if:

**1d20 + skill modifier**

**(Skill modifier = skill rank + ability modifier + miscellaneous modifiers)**

This d20 roll (the roll of a twenty sided die) is made just like an attack roll or a saving throw. The higher the roll, the better. You're either trying to score a certain Difficulty Class (DC) or higher, or you're trying to beat another character's check. For instance, to open a heavily locked chest, a rogue needs to beat the difficulty of the lock on the chest (the lock's DC). Just for clarity, the Difficulty Class (DC) is the target number that must be met or beat for a saving throw or skill check to be considered a success.

Many skills can be used even if the character has no ranks in the skill; this is known as making an untrained skill check. The ability modifier used in the skill check is the modifier for the skill's key ability (the ability most associated with the skill's use). The key ability of a skill is noted in its description and in the table following this section.

Miscellaneous modifiers include racial bonuses and armor check penalties, among others.

Name	Skill Mod	Trained or Untrained	Class Skill	Cross-Class Skill
Alchemy	Int	Trained	Bard, Sorcerer, Wizard	All others
Animal Empathy	Cha	Trained	Druid, Ranger	None
Bluff	Cha	Untrained	Bard, Rogue	All others
Concentration	Con	Untrained	All others	Barbarian, Fighter, Rogue
Diplomacy	Cha	Untrained	Bard, Cleric, Druid, Monk, Paladin, Rogue	Untrained
Disable Device	Int	Trained	Rogue	All others
Hide	Dex	Untrained	Bard, Monk, Ranger, Rogue	All others
Intimidate	Cha	Untrained	Barbarian, Rogue	All others
Knowledge (Arcana)	Int	Trained	Bard, Cleric, Monk, Sorcerer, Wizard	All others
Move Silently	Dex	Untrained	Bard, Monk, Ranger, Rogue	All others
Open Lock	Dex	Trained	Rogue	All others
Pick Pocket	Dex	Trained	Bard, Rogue	All others
Search	Int	Untrained	Ranger, Rogue	All others
Spellcraft	Int	Trained	Bard, Cleric, Druid, Sorcerer, Wizard	All others
Use Magic Device	Cha	Trained - Rogue Only	Bard, Rogue	None
Wilderness Lore	Wis	Untrained	Barbarian, Druid, Ranger	All others

## Getting Skills

At each level, your characters will receive additional skill points that you use to buy skills. (Your Intelligence modifier adds to this number. Humans get 1 extra skill point at each level above 1st.) A 1st-level character gets four times this number. (Humans get 4 extra skill points at 1st level in addition to the standard initial amount for their class and Intelligence. These are added on at 1st level, not multiplied in.) If you buy a class skill (such as Pick Pockets for a rogue or Spellcraft for a cleric), you get 1 rank (equal to a +1 bonus) for

each skill point. If you buy other classes' skills (cross-class skills), you get a half rank per skill point. The class and cross-class skills available to each character class are listed in the table after this section. Your maximum rank in a class skill is your level plus 3. Your maximum rank in a cross-class skill is half of this number (do not round up or down).

## Using Skills

Some skills in Icewind Dale II are active all of the time, other skills require you to activate them for a specific situation, and still others will come up for use in dialog. For skills that need to be activated, you will need to press your character's Special Abilities icon to get to them. Once pressed, all of your characters skills, feats, class, racial and special abilities will be available to choose. See the section on game Interfaces for more detail on page 9.

## Skill Descriptions

### Alchemy (Int; Trained Only)

Alchemists combine strange ingredients in secret ways to make marvelous substances. Your character's ability in Alchemy allows them to identify strange potions. Rogue characters also find the Alchemy skill helpful since it allows them to learn the Envenom Weapon Feat.

### Animal Empathy (Cha; Trained Only; Druid, Ranger Only)

Use this skill to keep a guard dog from barking at you, to get a wild bird to land on your outstretched hand, or to keep an owlbear calm while you back off.

### Bluff (Cha)

You can make the outrageous or the untrue seem plausible. The skill encompasses acting, conning, fast-talking, misdirection, prevarication, and misleading body language. Use a bluff to sow temporary confusion, get someone to turn his head to look where you point, or simply look innocuous.

### Concentration (Con)

You are particularly good at focusing your mind. Those with high Concentration skill can cast spells despite distractions such as taking damage, getting hit by unfriendly spells, and so on.

### Diplomacy (Cha)

Use this skill to persuade the enemy to let you see the head guy, to negotiate peace between two feuding parties, or convince the evil goblins that captured you that they should ransom you back to your friends instead of killing you. Diplomacy includes etiquette, social grace, tact, subtlety, and a way with words. A skilled character knows the formal and informal rules of conduct, social expectations, proper forms of address, and so on.

### Disable Device (Int; Trained Only)

Use this skill to disarm a trap, jam a lock, or rig a wagon wheel to fall off. You can examine a fairly simple or fairly small mechanical device and disable it. Each trap will have a Difficulty Class (DC) that your rogue will need to overcome. The DCs of traps steadily increase as you make your way through Icewind Dale II.

### Hide (Dex; Armor Check Penalty)

Use this skill to sink back into the shadows and proceed unseen, to approach a wizard's tower under cover of brush, or to tail someone through a busy street without being noticed.

### Intimidate (Cha)

Use this skill to get a bully to back down or to make a character give you the information you want. Intimidation includes verbal threats and body language.

### Knowledge (Arcana) (Int; Trained Only)

Knowledge (Arcana) represents the study of arcane knowledge, such as ancient mysteries, magic traditions, arcane symbols and cryptic phrases. Knowledge (Arcana) also gives the skilled the ability to identify many types of magical artifacts such as wands, scrolls, rods, and other arcane magic items.

### Move Silently (Dex; Armor Check Penalty)

Use this skill to sneak up behind an enemy or to slink away without being noticed.

### Open Lock (Dex; Trained Only)

You can pick padlocks, finesse combination locks, and solve puzzle locks.

### Pick Pocket (Dex; Trained Only; Armor Check Penalty)

You can cut or lift the purse and hide it on your person, palm an unattended object, or perform some feat of legerdemain with an object no larger than a hat or a loaf of bread.

You can pick pocket non-hostile NPC's as well as your own party members.

### Search (Int)

Use this skill to find secret doors, simple traps, hidden chests, and other details that aren't readily apparent. Search lets you notice something, such as a hiding rogue. The Search skill lets a character discern some small detail or irregularity through active effort. If you want any of your characters to be actively searching their surroundings, you will need to activate their search skill through the Special Abilities icon.

### Spellcraft (Int; Trained Only)

Use this skill to identify spells as they are cast or spells already in place. Additionally, certain spells allow you to gain information about magic, provided that you make a Spellcraft check.

### Use Magic Device (Cha; Trained Only; Bard, Rogue Only)

This skill allows a bard or rogue to use scrolls and wands normally forbidden to them. When the character uses such items, he or she attempts to use a mish-mash of arcane knowledge to activate it. The more powerful the effect is, the more difficult the power is to invoke. If the character fails to activate the item, that charge is destroyed and the user takes 1-6 points of magical damage per level of the effect they were attempting to invoke.

### Wilderness Lore (Wis)

Use this skill to hunt wild game, guide a party safely through frozen wastelands, identify signs that a foe lives nearby, or avoid other natural hazards. To use Wilderness Lore, select it from the Skills menu.

## FEATS

A feat is a special feature that either gives your character a new capability or improves one he already has.

## Acquiring Feats

Unlike skills, feats are not bought with points. You simply choose them for your character. Each character gets one feat when the character is created. At 3rd level and every three levels thereafter (6th, 9th, 12th, 15th, and 18th), he or she gains another feat (see Table 2: Experience and Level-Dependent Benefits, page 135). For multiclass characters, the feats come according to total character level, regardless of individual class levels.

Additionally, fighters and wizards get extra feats when they increase levels. Humans also get a bonus feat at 1st level, chosen by the player from any feat for which his or her character qualifies.



## Prerequisites

Some feats have prerequisites. You must have the listed ability score, feat, skill, base attack bonus, or any number of other requirements in order to select or use that feat. A character can gain a feat at the same level at which he gains the prerequisite. Lastly, you can't use a feat if you've lost a prerequisite. For example, if your Strength drops below 13 because a ray of enfeeblement hits you, you can't use the Power Attack feat.

## Special Feats

These are feats available only to the specified class. Only clerics or paladins can take Extra Turning, only fighters can take Weapon Specialization, and only wizards can take Spell Mastery. These feats are described in the respective class entries for those classes in Chapter 3: Classes.

## Using Feats

Some feats in *Icwind Dale II* are active all of the time, while other feats require you to activate them for a specific situation. For feats that need to be activated, you will need to press your character's Special Abilities icon to get to them. Once pressed, all of your character's skills, feats, and class, racial and special abilities will be available to choose. See the section on game Interfaces for more detail.

## Feat Descriptions

### Aegis of Rime

Your mastery of cold magic has yielded impressive results.

**Prerequisites:** You must be able to cast 4th level spells and have a spellcraft of 10 or higher.

**Benefit:** Grants 5 Cold Resistance (permanent), and a +20% increase to all Cold Damage done.

### Ambidexterity

You are equally adept at using either hand.

**Prerequisite:** Dex 15+.

**Benefit:** You ignore all penalties for using an off hand. You are neither left-handed nor right-handed.

**Normal:** Without this feat, a character who uses his or her off hand suffers a -4 penalty to attack rolls, ability checks, and skill checks. For example, a right-handed character wielding a weapon with her left hand suffers a -4 penalty to attack rolls with that weapon.

**Special:** This feat helps offset the penalty for fighting with two weapons. See the Two-Weapon Fighting feat on page 75, and the table on Two-Weapon Fighting Penalties, page 147. A ranger wearing light armor or no armor can fight with two weapons as if he had the feats Ambidexterity and Two-Weapon Fighting.

### Aqua Mortis

Your mastery of acid magic has yielded impressive results.

**Prerequisites:** You must be able to cast 4th level spells and have a spellcraft of 10 or higher.

**Benefit:** Grants 5 Acid Resistance (permanent), and a +20% increase to all Acid Damage done.

### Armor Proficiency (Light, Medium, Heavy)

**Prerequisite:** None for Light, previous weight for Medium and Heavy.

**Benefit:** When you wear a type of armor with which you are proficient, the armor check penalty applies only to Hide, Move Silently, and Pick Pocket checks.

**Normal:** A character that is wearing armor with which she is not proficient suffers its armor check penalty on attack rolls and on all skill checks that involve moving.

**Special:** All classes except for wizards, sorcerers, and monks get Light Armor Proficiency for free.

For medium proficiency, fighters, barbarians, paladins, rangers, clerics, druids, and bards have this feat for free. For heavy proficiency, fighters, paladins, and clerics have this feat for free.

### Armored Arcana

You can cast spells with less chance of failure.

**Prerequisite:** The ability to cast arcane spells.

**Benefit:** Taking this feat reduces the chances of casting failure by 5% that can be applied to a character wearing armor. This feat may be taken up to three times.

### Arterial Strike

Your skill with sneak attacks allows you to cause a bleeding wound.

**Prerequisite:** At least one level of rogue, base attack bonus +4 or higher.

**Benefit:** Allows the rogue to sacrifice 1d6 points of sneak attack damage to inflict a bleeding wound that causes damage over many rounds.

### Blind-Fight

You know how to fight in melee without being able to see your foes.

**Benefit:** In melee, every time you miss because of concealment, you can reroll your miss chance percentile roll one time to see if you actually hit. An invisible attacker gets no bonus to hit you in melee. That is, you don't lose your positive Dexterity bonus to Armor Class, and the attacker doesn't get the usual +2 bonus. The invisible attacker's bonuses do still apply for ranged attacks, however. You suffer only half the usual penalty to speed for being unable to see.

### Bullheaded

The stubbornness and determination of your kind is legendary. You are exceptionally headstrong and difficult to sway from your intended course.

**Benefit:** You receive a +1 bonus on Will saves and a +2 bonus on Intimidate checks.

### Cleave

You can follow through with powerful blows.

**Prerequisites:** Str 13+, Power Attack

**Benefit:** If you deal a creature enough damage to make it drop (typically by dropping it to below 0 hit points, killing it, etc.), you get an immediate, extra melee attack against another creature in the immediate vicinity. You can use this ability once per round. (Note: To take a second level in this feat, a Base Attack Bonus of at least +4 is needed.)

### Combat Casting

You are adept at casting spells in combat.

**Benefit:** You get a +4 bonus to Concentration checks made to cast a spell while being injured.

### Courteous Magocracy

You were raised in a land where mighty wizards order affairs. Where powerful spellcasters are common and cautious courtesy is the norm.

**Benefit:** You receive a +2 bonus to Diplomacy and Spellcraft checks.

### Crippling Strike

When making a sneak attack, you are able to deal a devastating blow that weakens an enemy.

**Prerequisite:** 10 levels of rogue

**Benefit:** Any time the character makes a successful sneak attack, the attack does its normal damage and also causes 1 point of temporary strength damage for every die of sneak attack damage that the character inflicts.

### Dash

Your character moves a little faster than his or her comrades.

**Benefit:** Your character moves about 15% faster than normal.

### Deflect Arrows

You can deflect incoming arrows, as well as crossbow bolts, spears, and other shot or thrown weapons.

**Prerequisite:** Dex 13+

**Benefit:** +1 Armor Class miscellaneous bonus against missile weapons.

**Special:** A monk receives this feat for free at 2nd level, even if she does not have the prerequisite Dexterity score.

### Dirty Fighting

**Prerequisite:** Dex 13+, base attack bonus +2 or greater

**Benefit:** On a critical hit, the character causes Blindness (50% chance) or Slow (50% chance) for five rounds unless a Fortitude save is made. Undead, golems, and elementals are immune to these effects.

### Discipline

You are admired for your single-minded determination and clarity of purpose. You are difficult to distract by spell or blow.

**Benefit:** You gain a +1 bonus on Will saves and a +2 bonus on Concentration checks.

### Dodge

You are adept at dodging blows.

**Prerequisite:** Dex 13+

**Benefit:** You receive a +1 dodge bonus to armor class against attacks from an opponent.

### Envenom Weapon

You have learned the seldom taught skill of the poisoner. As you wander the world of Faerûn you constantly scavenge for herbs and plants that can taint the tip of your weapon.

**Prerequisite:** 1 level of rogue, Alchemy 8 or greater

**Benefit:** The first successful attack with the weapon forces a Fortitude save (20 DC) or the target temporarily loses 1d6 points of Constitution. One round later, the target must make a second Fortitude save (20 DC) or lose an additional 1d6 points of Constitution. The Constitution loss lasts for 10 rounds. This ability can be used once per day.

### Exotic Weapon Proficiency : Bastard Sword

You understand how to use the bastard sword in combat.

**Prerequisite:** Base attack bonus +1 or higher.

**Benefit:** You make attack rolls with the weapon normally.

### Expertise

You are trained in using your combat skill for defense as well as offense.

**Prerequisite:** Int 13+

**Benefit:** When you use the attack action or full attack action in melee, you can take a penalty of as much as -5 on your attack and add the same number (up to +5) to your Armor Class. This number may not exceed your base attack bonus. The changes to attack rolls and armor bonus last until your next action. The bonus to your Armor Class is a dodge bonus.

### Extra Rage

You have the ability to invoke your barbarian rage more often.

**Prerequisite:** 1 level of barbarian

**Benefit:** Allows a barbarian an extra use of their rage ability one time per day.

### Extra Wild Shape

You can shapeshift more often.

**Prerequisite:** 3 levels of druid

**Benefit:** Allows a druid with wild shape to gain an additional use per day.

### Extra Smiting

You may use your Smite Evil ability more often than normal.

**Prerequisite:** 2 levels of paladin

**Benefit:** Allows a paladin to gain an additional Smite Evil use per day.

### Extra Turning

You are able to turn undead more often than normal.

**Prerequisite:** Cleric or 3 levels of paladin

**Benefit:** Grants a cleric or paladin an extra Turn Undead per day.

### Fiendslayer

**Prerequisite:** 8th Paladin, Weapon Focus in Large Swords or Greatswords.

**Benefit:** Allows a paladin to gain a +1 bonus to hit and damage against chimeras, demons, dragons, and half-dragons.

### Forester

Great forests stretch for hundreds of miles across the northlands. You are knowledgeable about the secrets of the forest and wise in its ways.

**Benefit:** You receive a +2 bonus to Wilderness Checks.

### Great Fortitude

You are tougher than normal.

**Benefit:** You get a +2 bonus to all Fortitude saving throws.

### Hamstring

When making a sneak attack, your character can maim their target in such a way that your foes movement is significantly decreased.

**Prerequisite:** At least three levels of rogue.

**Benefit:** Allows a rogue character to sacrifice 2d6 points of sneak attack damage to reduce the target's movement by 50% for ten rounds.

### Heretic's Bane

Your character is particularly adept at fighting the minions of enemy faiths.

**Prerequisite:** The ability to cast divine spells, base attack bonus +4 or greater

**Benefit:** The character gains a +1 bonus to hit and damage against clerics and druids.

### Heroic Inspiration

When things look grim, your character rises to the occasion.

**Prerequisite:** At least one level of barbarian, bard or paladin.

**Benefit:** When the character drops below 50% hit points, he or she gains a +1 bonus to hit, damage, and saving throws.

### Improved Critical

You are especially adept at causing critical hits.

**Prerequisite:** Base attack bonus +8 or higher.

**Benefit:** When determining criticals, the threat range of the weapon being wielded is increased by 1.



### Improved Evasion

As a rogue, you have become even more adept at escaping the effects of damaging spells.

**Prerequisite:** 10 levels of rogue

**Benefit:** This ability works like evasion, except that while the rogue still takes no damage on a successful Reflex save against spells such as fireball or a breath weapon, he now takes only half damage on a failed save (the rogue's reflexes allow him to get out of harm's way with incredible speed).

### Improved Initiative

You can react more quickly than normal in a fight.

**Benefit:** The weapon speed and casting time for all spells is reduced by 1 to a minimum of 1.

### Improved Turning

Your attempts to turn undead are even more powerful than normal.

**Prerequisite:** Cleric or 3 levels of paladin

**Benefit:** After a successful turning, the character is able to rebuke or destroy 2 extra Hit Dice of undead.

### Iron Will

You have a stronger will than normal.

**Benefit:** You get a +2 bonus to all Will saving throws.

### Lightning Reflexes

You have faster than normal reflexes.

**Benefit:** You get a +2 bonus to all Reflex saving throws.

### Lingering Song

Your bardic music stays with the listeners long after the last note has died away.

**Prerequisite:** At least one level of bard.

**Benefit:** When a bard stops playing, the effects of his or her song last an additional 2 rounds.

### Luck of Heroes

Through pluck, determination, and resilience, you survive in the most trying of circumstances.

**Prerequisite:** Human

**Benefit:** You receive a +1 luck bonus on all saving throws.

### Martial Weapon Proficiency

Choose a type of martial weapon, such as longbow. You understand how to use that type of martial weapon in combat. Use this feat to expand the list of weapons you are proficient with beyond the basic list in the class description.

**Benefit:** You make attack rolls with the weapon normally.

**Normal:** A character who uses a weapon without being proficient suffers a -4 penalty to attack.

### Maximized Attacks

You have learned how to maximize the effect of your attacks while performing a short concentrated attack.

**Prerequisites:** Weapon Specialization in 2 weapons, and a Concentration of 4

**Benefit:** All attacks do maximum damage for 10 seconds. Usable 1/day.

### Mercantile Background

Powerful trading costers and craft guilds control the wealth and commerce of Faerûn's lands. You come from a family that excels at a particular trade and knows well the value of any kind of trade good or commodity.

**Prerequisite:** Human, deep gnome, or gray dwarf

**Benefit:** You receive a 5% discount on buying items from stores and a 5% bonus when selling items to stores.

### Power Attack

You can make exceptionally powerful melee attacks.

**Prerequisite:** Str 13+

**Benefit:** On your action, before making attack rolls for a round, you may choose to subtract a number from all melee attack rolls and add the same number to all melee damage rolls. This number may not exceed your base attack bonus. The penalty on attacks and bonus on damage apply until your next action.

### Precise Shot

You are skilled at timing and aiming ranged attacks.

**Benefit:** Reduces the to hit penalty for firing in close quarters from -8 to -4.

### Rapid Shot

You can use ranged weapons with exceptional speed.

**Prerequisite:** Dex 13+

**Benefit:** You can get one extra attack per round with a ranged weapon. The attack is at your highest base attack bonus, but each attack (the extra one and the normal ones) suffers -2 penalty.

### Resist Poison

Over years, some among your people carefully expose themselves to poisons in controlled dosages in order to build up immunity to their effects. A few are thereby weakened, but the strong adjust.

**Prerequisite:** Gray dwarf, half-orc

**Benefit:** You get a +4 bonus on Fortitude saving throws against poison.

**Special:** You may only take this feat as a 1st-level character.

### Scion of Storms

Your mastery of electrical magic has yielded impressive results.

**Benefit:** Grants 5 Electrical Resistance (permanent), and a +20% increase to all Electrical Damage done.

**Prerequisites:** You must be able to cast 4th level spells and have a spellcraft of 10 or higher.

### Shield Proficiency

You are proficient with shields.

**Benefit:** You can use a shield and suffer only the standard penalties

### Simple Weapon Proficiency

You understand how to use all types of simple weapons in combat

**Benefit:** You make attack rolls with simple weapons normally.

**Special:** All characters except for druids, monks, rogues, and wizards are automatically proficient with all simple weapons.

A wizard who casts the spell Tenser's transformation on herself gains proficiency with all simple weapons for the duration of the spell.

### Slippery Mind

This extraordinary ability represents a rogue's ability to wriggle free from magical effects that would otherwise control or compel her.

**Prerequisite:** 10 Levels of Rogue

**Benefit:** If a rogue with a slippery mind is affected by a Charm or Command enchantment and fails her saving throw, 1 round later she can attempt her saving throw again. She only gets this one extra chance to succeed at her saving throw.

### Snake Blood

The taint of the yu-an-ti runs in your veins. No outward signs give away our heritage, but you are something more - or less - than entirely human.

**Prerequisite:** Human

**Benefit:** You get a +2 bonus on Fortitude saving throws against poison and a +1 bonus on all Reflex saving throws.

**Special:** You may only take this feat as a 1st-level character.

### Spell Focus [Enchantment, Evocation, Necromancy, Transmutation]

Your spells with the chosen school are more potent than normal.

**Benefit:** Add +2 to the Difficulty Class for all saving throws against spells from the chosen school of magic.

**Special:** When you choose this Feat, you will be choosing it for one of the schools listed above. You can also take this Feat a second time to give yourself a Greater Spell Focus in the chosen school, which gives you a +4 DC.

### Spell Penetration

Your spells are especially potent, breaking through spell resistance more readily than normal.

**Benefit:** You get a +2 bonus to caster level checks to beat a creature's spell resistance.

### Spirit of Flame

Your mastery of fire magic has yielded impressive results.

**Prerequisites:** You must be able to cast 4th level spells and have a spellcraft of 10 or higher.

**Benefit:** Grants 5 Fire Resistance (permanent), and a +20% increase to all Fire Damage done.

### Strong Back

Through your experiences carrying large weights, you have learned to distribute weights more evenly and increase the overall amount you can carry.

**Benefit:** Carry weight increased by 50%.

### Stunning Attack

You know how to strike opponents in vulnerable areas.

**Prerequisites:** Dex 13+, Wis 13+, base attack bonus +8 or higher

**Benefit:** When attacking with Stunning Attack, it forces a foe damaged by you unarmed attack to make a Fortitude saving throw (DC 10 + one-half your level + Wis modifier), in addition to dealing damage normally. If the defender fails his saving throw, he is stunned for 1 round. A stunned character can't act and loses any Dexterity bonus to Armor Class. Attackers get a +2 bonus on attack rolls against a stunned opponent. You may attempt a stunning attack once per day for every four levels you have attained.

### Sub-vocal Casting

You have been trained in the art of casting spells even while silenced.

**Prerequisite:** Ability to cast Arcane or Divine spells.

**Benefit:** This feat conveys the ability to cast spells while silenced.

### Toughness

You are tougher than normal.

**Benefit:** You gain +3 hit points.

**Special:** You may gain this feat up to 5 times in Icewind Dale II.

### Two-Weapon Fighting

You can fight with a weapon in each hand. You can make one extra attack each round with the second weapon.

**Benefit:** Your penalties for fighting with two weapons are reduced by 2.

**Special:** The Ambidexterity Feat reduces the attack penalty for the second weapon by 4.

### Weapon Finesse

You are especially skilled at using a certain weapon, one that can benefit as much from Dexterity as from Strength.

**Prerequisite:** Proficient with small blade, base attack bonus +1.

**Benefit:** With the selected weapon, you may use your Dexterity modifier instead of your Strength modifier on attack rolls. Since you need your second hand for balance, if you carry a shield, apply the shield's armor check penalty to your attack rolls.

### Wild Shape, Boring Beetle

**Prerequisite:** 5 Levels of Druid

**Benefit:** This grants the incredible ability of shapeshifting into the form of a Boring Beetle.

### Wild Shape, Panther

**Prerequisite:** 5 Levels of Druid

**Benefit:** This grants the incredible ability of shapeshifting into the form of a panther.

### Wild Shape, Shambling Mound

**Prerequisite:** 8 Levels of Druid

**Benefit:** This grants the incredible ability of shapeshifting into the form of a Shambling Mound.

## MAGIC AND THE SPELL SYSTEM

Each spell description contains the following game information:

**School:** In parentheses after the spell name is the name of the school(s) of magic to which the spell belongs. For wizards, this defines which spells a wizard specialist can learn.

**Range:** This lists the distance from the caster at which the spell effect occurs or begins, in feet. The "caster" indicates the spell can be used on the caster only, with the effect embodied within or emanating from him. "Touch" means the caster can use the spell on others if he can physically touch them (that is, score a successful to hit roll). Beneficial spells require no to-hit roll. Note that touch-based spells and effects ignore armor bonuses to armor class for the purposes of scoring a hit.

**Duration:** This lists how long the magical energy of the spell lasts. Spells of instantaneous duration come and go the moment they are cast, although the results of these spells may be permanent and unchangeable by normal means. Spells of permanent duration last until the effects are negated by some means, usually by a dispel magic. Some spells have a variable duration.

**Casting Time:** This represents a fraction of the spell caster's seven-second personal initiative round which is used performing the chants and motions necessary to cast the spell. This time is exactly equivalent to the speed factor of a weapon. The spell casting time is varied by an initiative roll that is performed each time a spell is cast.

**Area of Effect:** This lists what is affected by the spell, be it an area, or a group of creatures. Some spells



(such as bless) affect the friends or enemies of the caster. In all cases, this refers to the perception of the caster at the time the spell is cast.

**Saving Throw:** This lists whether the spell allows the target a saving throw and the effect of a successful save. "Neg." results in the spell having no effect; "1/2" means the character suffers half the normal amount of damage; "None" means no saving throw is allowed.

**Spell Description:** The text provides a complete description of how the spell functions.

**Conjuring:** In Icewind Dale II, you'll have the opportunity to summon real or illusionary creatures to fight for your party (Animal Summoning, Monster Summoning, Shadow Monsters, and so on). While these spells are incredibly useful, there is a limit of six on the number of summoned creatures you can have at any one time.

## ICEWIND DALE II SPELLS

### Acid Fog (Conjuration)



Level: Sor/Wiz 6  
Duration: 10 rounds  
Area of Effect: 15-foot radius

Range: Sight of Caster  
Casting Time: 6  
Saving Throw: none

This spell brings forth a billowing cloud of acidic fog. The thick fog limits movement to 50% of a creature's current movement rate. In addition, all creatures caught within the fog take 2D6 points of acid damage per round.

### Acid Storm (Evocation)



Level: Sor/Wiz 6, Talos 8  
Duration: Instantaneous  
Area of Effect: 20-foot radius

Range: Sight of Caster  
Casting Time: 7  
Saving Throw: Reflex half

You cause acid to rain downward. The acid deals 1d6 points of acid damage per caster level (maximum 15d6).

### Aegis (Abjuration)



Level: Sor/Wiz 9, Helm 9  
Duration: 10 rounds  
Area of Effect: Caster

Range: Caster  
Casting Time: 1  
Saving Throw: None

This spell grants the caster a 15% bonus to acid, cold, fire, and electricity resistance, a +5 deflection bonus, +3 spell resistance, +2 to all saves, and the effects of Stoneskin, Minor Globe of Invulnerability, and Freedom of Movement for the duration of the spell.

### Aganazzar's Scorcher (Evocation)



Level: Sor/Wiz 2, Lathander 3  
Duration: 1 round  
Area of Effect: 2-foot by 60-foot jet.

Range: Sight of Caster  
Casting Time: 2  
Saving Throw: Reflex half

Upon completion of this spell a jet of flame shoots from the caster's fingertips toward the target creature. The stream of fire is continuous and deals 3d6 fire damage to the target twice over the course of a round with no saving throw for a total of 6d6 fire damage. In addition, anyone that is caught in the flame's path takes 2d8 fire damage with a Reflex save for half damage. The caster must concentrate to maintain the flame and is thus immobile for the duration of the spell. This spell blinds drow and gray dwarves if a reflex save is failed.

### Aid (Enchantment)



Level: Clr 2, Ilmater 2  
Duration: 10 rounds/level  
Area of Effect: 1 creature

Range: Touch  
Casting Time: 5  
Saving Throw: None

The recipient of this spell gains +1 attack bonus, +1 to saving throws, and 8 temporary hit points for the duration of the spell. These bonus hit points can exceed a character's maximum hit points.

### Alicorn Lance (Evocation)



Level: Drd 2, Rgr 2, Ilmater 2, Selune 2  
Duration: Instantaneous  
Area of Effect: 1 creature

Range: Sight of Caster  
Casting Time: 5  
Saving Throw: Reflex half

This spell creates a silver-hued, partially ethereal lance shaped in the form of an alicorn (a unicorn horn). The spellcaster chooses a target and the alicorn lance instantaneously fires at it, inflicting 3d6 points of piercing damage, with a saving throw for half damage. Although the alicorn lance dissipates after it strikes, it leaves a silvery radiance around the target that makes it easier to see and hit, giving it a -2 armor penalty for 3 rounds.

#### Animal Rage (Enchantment)



Level: Drd 4, Rgr 5  
Duration: 15 rounds  
Area of Effect: 1 creature

Range: Touch  
Casting Time: 8  
Saving Throw: None

This spell imbues the target creature with animal ferocity. The target creature gains +4 Strength, +4 Constitution, +20% movement, and +2 to all saving throws. The target loses the ability to cast spells while Animal Rage is in effect. He or she can be controlled normally unless enemies are within sight, at which time the target immediately attacks in melee, using whatever is in hand. There is a 5% chance per round that the target will go berserk, attacking friend and foe alike.

#### Animate Dead (Necromancy) [Evil]



Level: Clr 3, Sor/Wiz 5, Tempus 3  
Duration: Instantaneous  
Area of Effect: Special Saving Throw: None

Range: Sight of Caster  
Casting Time: 1 round

This spell brings forth a long-dead skeleton or zombie from deep within the earth and reanimates it to serve the caster. The higher the level of the caster the more powerful the skeleton or zombie summoned by this spell. Warning: At higher levels, the zombie lords and festering drowned dead summoned by this spell have powerful supernatural auras. The effects of these auras may harm your own party members if they fall within the area of effect.

#### Antimagic Field (Abjuration)



Level: Clr 8, Sor/Wiz 6, Selune 6  
Duration: 10 rounds/level  
Area of Effect: Caster

Range: Caster  
Casting Time: 1  
Saving Throw: None

This spell surrounds the caster with an invisible barrier that moves with him. This barrier makes the wizard immune to any magical attacks, but it prevents the wizard from casting spells out of the shell.

#### Armor of Faith (Abjuration)



Level: Clr 1, Helm 1  
Duration: 3 rounds + 1 round/level  
Area of Effect: Caster

Range: Caster  
Casting Time: 1  
Saving Throw: None

The armor of faith is a force of energy that absorbs a portion of the damage intended for the caster. The caster gains a damage reduction of +1/- to all forms of damage for the duration of the spell.

#### Aura of Vitality (Transmutation)



Level: Drd 7, Lathander 8  
Duration: 1 round/level  
Area of Effect: 5-foot radius

Range: Caster  
Casting Time: 7  
Saving Throw: None

Upon casting this spell the caster exudes magical energy that imbues all allies in the area of effect with healthy vigor, allowing them to perform tremendous physical feats well beyond their normal capabilities. All allies in the area of effect gain a +4 bonus to Strength, Dexterity and Constitution for the duration of the spell.



#### Ball Lightning (Evocation)



Level: Sor/Wiz 5, Talos 5  
Duration: 1 round/level  
Area of Effect: Caster

Range: Caster  
Casting Time: 5  
Saving Throw: None

Through this spell, the caster creates tiny balls of electricity that can be hurled in combat. The caster can hurl 5 per round - upon a successful ranged touch attack (e.g. an attack that ignores armor bonuses) the ball will burst and deal 2d6 electricity damage to all creatures in a 5-foot radius. If the caster fails her attack bonus, the ball will dissipate harmlessly. This spell creates 1 ball per two caster levels up to a maximum of 8.

#### Bane (Enchantment)



Level: Clr 1, Bane 1  
Duration: 1 minute / level  
Area of Effect: 25-foot radius

Range: Sight of Caster  
Casting Time: 1 round  
Saving Throw: Will negates

Bane is the reverse of Bless, and lowers the morale and attack bonus of enemy creatures in the area of effect by -1 for the duration of the spell. Bane counters and dispels Bless.

#### Banishment (Abjuration)



Level: Clr 6, Sor/Wiz 7, Helm 9  
Duration: Instantaneous  
Area of Effect: 15-foot radius

Range: Sight of Caster  
Casting Time: 1  
Saving Throw: Will negates

Upon completion of this spell all summoned creatures in the area of effect must make a Will save or be returned to the place it came from. This spell has no effect on creatures that are not summoned.

#### Barkskin (Transmutation)



Level: Drd 2  
Duration: 10 rounds/level  
Area of Effect: 1 creature

Range: Touch  
Casting Time: 5  
Saving Throw: None

Barkskin causes a creature's skin to become as tough as bark, granting a +3 armor bonus (+4 at 6th Level and +5 at 12th level) for the duration of the spell.

#### Beast Claw (Transmutation)



Level: Drd 2, Rgr 2  
Duration: 10 rounds  
Area of Effect: Caster

Range: Caster  
Casting Time: 5  
Saving Throw: None

This spell transforms the caster's arms into the claws of a mighty beast, giving the caster a +4 bonus to strength and the ability to rake an opponent for 2d4 (+ strength bonus) points of slashing damage. The caster can attack twice per round with the beast claws.

#### Beltyn's Burning Blood (Necromancy)



Level: Sor/Wiz 4  
Duration: 1 round/2 levels  
Area of Effect: 1 creature

Range: Sight of Caster  
Casting Time: 4  
Saving Throw: Fortitude negates

This spell turns a target's blood to flame, doing 3-12 hit points of damage every round and driving the victim berserk with pain. The target gets to make a Fortitude save every round; if successful, the damage and



berserk state are negated. This spell does not work against creatures that do not have blood, such as the undead, elementals, and plants. If the creature is resistant to fire, this resistance will lower or nullify the damage from this spell.

#### Black Blade of Disaster (Conjuration)



Level: Sor/Wiz 9, Mask 9  
Duration: 1 round/level  
Area of Effect: Special

Range: Caster  
Casting Time: 9  
Saving Throw: Fortitude negates

This spell enables the caster to create a black, blade-shaped planar rift, about three feet long. It jumps into the casters hand and is used as a normal sword, remaining there for the duration of the spell. The caster is considered to be proficient in this weapon and gains a +10 bonus to hit. The sword acts as a +5 weapon and deals 2d12 damage per strike and the victim must make a Fortitude save at +4 or be disintegrated.

#### Blasphemy (Conjuration) [Evil]



Level: Clr 7, Mask 8  
Duration: Instantaneous  
Area of Effect: 30-foot radius

Range: Caster  
Casting Time: 1  
Saving Throw: None

When uttered, this spell turns the cleric into a bridge between his god and the Prime Material Plane, allowing him to funnel magical energy to smite all creatures of non-evil alignment in the area of effect. The effects differ according to the target's level:

- Less than 4 - Death
- 4 to 7 - Stunned for 10 rounds
- 8 to 11 - Loses 7 points of Strength for 5 rounds and stunned for 1 round.
- 12 and up - Stunned for 1 round.

There is no saving throw, and the effects last for the duration of the spell or until dispelled. This spell may only be cast by evil characters.

#### Bless (Conjuration)



Level: Clr 1, Pal 1, Tempus 1  
Duration: 1 minute / level  
Area of Effect: 25-foot radius

Range: Sight of Caster  
Casting Time: 1 round  
Saving Throw: None

Upon uttering this spell, the caster raises the attack bonus of allied creatures in the area of effect by +1. Bless counters and dispels Bane.

#### Blindness (Transmutation)



Level: Brd 2, Clr 3, Sor/Wiz 2, Mask 2  
Duration: 8 hours  
Area of Effect: 1 creature

Range: Sight of Caster  
Casting Time: 2  
Saving Throw: Fortitude negates

This spell blinds one creature. Blind creatures are at a significant disadvantage in combat, with a -2 penalty to AC, no AC bonus from dexterity, and attacks by the blind creature are 50% likely to outright miss (all opponents have full concealment).

#### Blink (Transmutation)



Level: Brd 3, Sor/Wiz 3  
Duration: 1 round/level  
Area of Effect: Caster

Range: Caster  
Casting Time: 3  
Saving Throw: None

Through this spell, the caster is able to enter a state where she is constantly phasing between the material and ethereal planes. While in this state attacks against the caster are 50% likely to outright fail, but the caster's attacks also suffer and are 20% likely to fail. In addition, spellcasting is 20% likely to fail when under the effects of this spell.

#### Blood Rage (Transmutation)



Level: Sor/Wiz 4, Tempus 4  
Duration: 20 rounds  
Area of Effect: 1 allied creature

Range: Sight of Caster  
Casting Time: 7  
Saving Throw: None

This spell works only on player characters or allied creatures. When cast, the target of this spell goes berserk, attacking the nearest creature until that creature is dead, then moving to the next target. While under Blood Rage, the target is immune to charm, sleep, fear, hold, stunning, confusion, emotion, symbol spells, and related effects. In addition, the target gains +6 strength, +2 constitution, and a bonus to his/her movement rate. The spell has several disadvantages, however. The hit points of the target are masked for the duration of the spell, and the target cannot benefit from any effect that heals hit points. At the end of the spell's duration, the target becomes fatigued and their Strength drops to 3 for 2 turns. Blood Rage cannot affect creatures of lawful alignment.

#### Blur (Illusion)



Level: Brd 2, Sor/Wiz 2, Mask 2  
Duration: 1 minute / level  
Area of Effect: Caster

Range: Caster  
Casting Time: 2  
Saving Throw: None

Blur causes the wizard's body to become blurred, shifting and wavering. This distortion gives the caster's attackers a 20% miss chance when trying to hit him.

#### Bull's Strength (Transmutation)



Level: Brd 2, Clr 2, Pal 2, Sor/Wiz 2, Lathander 2  
Duration: 1 hour/level  
Area of Effect: 1 creature

Range: Touch  
Casting Time: 1 round  
Saving Throw: None

This spell grants the target creature a 1d4 + 1 Strength bonus for the duration of the spell.

#### Burning Hands (Transmutation)



Level: Sor/Wiz 1  
Duration: Instantaneous  
Area of Effect: Burst of flames 10 ft. long  
centered on caster's hands

Range: Caster  
Casting Time: 1  
Saving Throw: Reflex half

When the wizard casts this spell, a jet of searing flame shoots from his fingertips. The flame jets are five feet in length and spread out in a horizontal arc of about 120 degrees in front of the wizard. Any creature in the area of effect suffers 1d4 points of fire damage per caster level, to a maximum of 5d4 fire damage. A successful Reflex save halves the damage.

#### Cacofiend (Conjuration)



Level: Sor/Wiz 7  
Duration: 15 rounds  
Area of Effect: Special

Range: Sight of Caster  
Casting Time: 1 round  
Saving Throw: None

When this spell is cast it will create a demon that will go on a rampage attacking and killing everything in

sight. Anyone protected from evil will not be targeted by the demon. This is a dangerous spell to invoke, saved best for desperate times.

### Call Lightning (Transmutation)



Level: Drd 3, Rgr 4  
Duration: 10 rounds / level  
Area of Effect: Sight of Caster

Range: Sight of Caster  
Casting Time: 1 round  
Saving Throw: Reflex half

When a Call Lightning spell is cast, it must be cast outside, otherwise it will not work and the spell is wasted. The caster is able to call down bolts of lightning. The caster can call down one bolt per 10 rounds. The spell has a duration of 10 rounds per caster level. Each bolt causes 1d10 points of electrical damage for each of the caster's experience levels (maximum of 10d10). The bolt of lightning flashes down in a vertical stroke at any of the caster's enemies. The caster does not choose the targets of the spell, though the lightning will not strike any of his allies.

### Carrion Summons (Conjuration)



Level: Sor/Wiz 6  
Duration: 7 rounds + 1 round/level  
Area of Effect: Special

Range: Sight of Caster  
Casting Time: 1 round  
Saving Throw: None

This spell conjures forth a mutated carrion crawler of enormous size that is under the caster's control. There is a 35% chance this spell will summon two carrion crawlers instead of just one.

### Cat's Grace (Transmutation)



Level: Brd 2, Sor/Wiz 2  
Duration: 1 hour / level  
Area of Effect: 1 creature

Range: Touch  
Casting Time: 2  
Saving Throw: None

This spell grants the target creature a 1d4 + 1 Dexterity bonus for the duration of the spell.

### Chain Lightning (Evocation)



Level: Sor/Wiz 6, Talos 6  
Duration: Instantaneous  
Area of Effect: Special

Range: sight of caster  
Casting Time: 5  
Saving Throw: Reflex half

This spell releases a burst of electrical energy at a target; unlike the Lightning Bolt spell, however, once the bolt strikes the initial target, the electricity then jumps to the next nearest enemy doing significant, but less damage. The bolt initially inflicts 1-6 hit points of electrical damage/level of the caster, to a maximum of 20d6 points of damage. The bolt will jump to a number of other monsters equal to the caster's level inflicting half as much possible damage. A 19th level caster will hit the initial target for 19d6 worth of damage, while all subsequent targets will take 9d6 points of damage.

### Champion's Strength (Transmutation)



Level: Clr 5, Pal 5, Tempus 5  
Duration: 10 minutes/level  
Area of Effect: 1 creature

Range: Sight of Caster  
Casting Time: 2  
Saving Throw: None

When this spell is cast, the caster effectively draws on the strength of his god and lends it to the target creature, in effect creating a champion. The target gains a 4+1d4 strength bonus for the duration of the spell. The effect lasts for 10 minutes/level of the caster or until dispelled.

### Chant (Conjuration)



Level: Clr 2, Tempus 2  
Duration: 10 rounds  
Area of Effect: 30-foot radius

Range: Caster  
Casting Time: 1 round  
Saving Throw: None

By means of the Chant spell, the cleric brings special favor upon himself and his party, and causes harm to his enemies. When the Chant spell is completed, all the cleric's allies in the area of effect gain +1 to attack, damage, and saving throws, while the cleric's enemies suffer a -1 penalty to their attacks, damage and saves. Multiple Chants are not cumulative. This spell requires a moderate amount of concentration by the caster, so the cleric cannot cast any spells for the Chant's duration, and his movement is slowed by half.

### Chaos (Enchantment)



Level: Sor/Wiz 5  
Duration: 1 round/level  
Area of Effect: 20-foot radius

Range: Sight of Caster  
Casting Time: 5  
Saving Throw: Will negates

The effects of this spell are identical to the 4th level spell Confusion in all respects. The victims wander around as if in a daze, sometimes wandering away, sometimes attacking, either friend or foe. If the victim is 4th level or lower, he does not receive a saving throw versus the effects. However if the victim is 5th level or higher, he receives a Will save at -4. The spell lasts for the duration or until a successful dispel magic is cast.

### Chaotic Commands (Enchantment) [Chaos]



Level: Clr 5, Tempus 5  
Duration: 10 rounds / level  
Area of Effect: 1 creature

Range: Sight of Caster  
Casting Time: 3  
Saving Throw: None

Chaotic Commands renders a creature immune to magical commands. Charm, Dominate person, Command, Sleep, Confusion, and Symbol spells all fit into this category.

### Charm Person (Enchantment)



Level: Brd 1, Sor/Wiz 1, Oghma 2  
Duration: 3 rounds +1 / level  
Area of Effect: Humanoid of Medium-size or smaller

Range: Sight of Caster  
Casting Time: 1  
Saving Throw: Will negates

This spell affects any single person it is cast upon. The term person includes any bipedal human, demihuman, or humanoid of man-size or smaller, such as brownies, dryads, dwarves, elves, gnolls, gnomes, goblins, half-elves, halflings, half-orcs, hobgoblins, humans, kobolds, lizard men, nixies, orcs, pixies, sprites, troglodytes, and others. Thus, a 10th-level fighter could be charmed, but an ogre could not. The person receives a Will save to avoid the effect. If the spell recipient fails his saving throw, he regards the caster as a trusted friend and ally to be heeded and protected. The caster may give him orders, and the charmed individual will carry them out as quickly as possible.

If the caster harms, or attempts to harm, the charmed person by some overt action, or if a dispel magic spell is successfully cast upon the charmed person, the charm spell is broken. If two or more charm effects simultaneously affect a creature, the most recent charm takes precedence. Note that the subject has full memory of the events that took place while he was charmed. Also note that you cannot have a charmed creature leave the area where he was charmed.



### Charm Person or Animal (Enchantment)



Level: Drd 2  
Duration: 4 rounds +1/level  
Area of Effect: 1 Humanoid or Animal  
Medium-sized or smaller

Range: Sight of Caster  
Casting Time: 5  
Saving Throw: Will negates

This spell affects any single person or animal it is cast upon. The term "person" includes any bipedal human, demihuman, or humanoid of man-size or smaller, such as dwarves, elves, gnolls, gnomes, goblins, half-elves, halflings, half-orcs, hobgoblins, humans, lizard men, orcs, troglodytes, and others.

Thus, a 10th-level fighter could be charmed, but an ogre could not. If the save is failed, the victim regards the caster as a trusted friend and ally to be heeded and protected. The caster may give him orders, and the charmed individual will carry them out without question. Creatures remember everything while charmed and thus will usually be hostile to the caster upon expiration of the spell.

### Chill Touch (Necromancy)



Level: Sor/Wiz 1  
Duration: 3 rounds + 1 round/level  
Area of Effect: Caster

Range: Touch  
Casting Time: 1  
Saving Throw: Fortitude negates

When the caster completes this spell, a blue glow encompasses his hand. This energy attacks the life force of any creature upon which the wizard makes a successful melee attack. The touched creature must make a Fortitude save or suffer 1-4 points of cold damage and receive a -1 attack bonus modifier for one hour after being struck. If the creature is an undead creature, they are affected by panic (will negates) for 10 rounds. Undead suffer no damage or attack bonus.

### Chromatic Orb (Evocation)



Level: Brd 1, Sor/Wiz 1  
Duration: Special  
Area of Effect: 1 creature

Range: Sight of Caster  
Casting Time: 1  
Saving Throw: Reflex negates

This spell creates a 4-inch-diameter sphere that can be hurled unerringly to its target. The orb's effect depends on the level of the wizard: a 1st-level sphere inflicts 1-4 damage and blinds the target for one round. A 2nd-level sphere inflicts 1-6 damage and inflicts pain upon the victim. A 3rd-level sphere deals 1-8 damage and burns the victim for 1-3 fire damage. A 4th-level sphere deals 1-10 damage and blinds the target for four rounds. A 5th to 6th-level sphere deals 1-12 damage and stuns the target for three rounds. The 7th to 9th-level sphere deals 2-16 damage and paralyzes the victim for 13 rounds.

### Circle of Blades (Evocation)



Level: Clr 6, Pal 6, Helm 6, Tempus 6  
Duration: 2 rounds  
Area of Effect: 3-foot radius

Range: Caster  
Casting Time: 9  
Saving Throw: Reflex half

This spell conjures forth a wall of circling, razor-sharp blades that whirl and flash around the caster, creating an immobile barrier. Any creature attempting to pass through the blade barrier suffers 8d8 points of damage, with a successful Reflex save for half damage. The caster is immobile for the duration of the spell.

### Circle of Bones (Necromancy)



Level: Clr 3  
Duration: 3 rounds  
Area of Effect: 3-foot radius

Range: Caster  
Casting Time: 3  
Saving Throw: None



This spell conjures forth a barrier of floating bones that spin rapidly around the caster. Anyone entering their path takes 1d6 bludgeoning damage and 1d6 slashing damage per round. The caster cannot move for the duration of the spell.

### Cloak of Fear (Conjuration)



Level: Clr 4, Bane 4  
Duration: 3 rounds  
Area of Effect: Caster

Range: Caster  
Casting Time: 6  
Saving Throw: Will negates

Cloak of Fear bestows the caster with an aura of fear in a 5-foot radius. All creatures that enter the cloak's area of effect must make a Will save or flee in panic for 1 turn, and must continue to make Will saves twice a round as long as they are in the cloak of fear's area of effect. The aura does not affect undead creatures.

### Cloudkill (Conjuration)



Level: Sor/Wiz 5  
Duration: 10 rounds  
Area of Effect: 15-foot radius

Range: Sight of Caster  
Casting Time: 5  
Saving Throw: Fortitude negates

This spell generates a billowing cloud of ghostly yellowish green vapors that is so toxic as to slay any creature with fewer than 4 Hit Dice, cause creatures with 4 to 6 Hit Dice to roll a Fortitude save or be slain. Holding one's breath has no effect on the lethality of the spell. All creatures with 4 Hit Dice or above must leave the cloud immediately or suffer 1d10 points of poison damage each round while in the area of effect with no save.

### Color Spray (Illusion)



Level: Brd 1, Sor/Wiz 1  
Duration: Instantaneous  
Area of Effect: 5' x 20' x 20' wedge

Range: Caster  
Casting Time: 1  
Saving Throw: Will negates

This spell creates a vivid, fan-shaped spray of clashing colors to spring forth from the caster's hand. The spell affects each creature caught in the area of effect according to its hit dice:

Up to 2: Unconscious for 5 rounds  
3 or 4: Blinded for 3 rounds  
5 or more: Stunned for 1 round

Blind creatures are not affected by color spray.

### Command (Enchantment)



Level: Clr 1, Bane 1  
Duration: 1 round  
Area of Effect: 1 creature

Range: Sight of Caster  
Casting Time: 1  
Saving Throw: Will negates

Upon completion of this spell the caster utters a command to the target creature to "die," which the victim will do its best to carry out by falling asleep. Creatures with 6 hit dice or more are allowed a Will save to resist the command. At the end of the round the creature awakens and is unharmed.

### Cone of Cold (Evocation)



Level: Sor/Wiz 5  
Duration: Instantaneous  
Area of Effect: Cone

Range: Caster  
Casting Time: 5  
Saving Throw: Reflex half

This spell releases a cone-shaped blast of extreme cold from the caster, doing 1d6 hit points of cold damage per level of the caster (15d6 maximum).

#### Confusion (Enchantment)



Level: Brd 3, Sor/Wiz 4  
Duration: 1 round/level  
Area of Effect: 30-foot radius

Range: Sight of Caster  
Casting Time: 4  
Saving Throw: Will negates

This spell causes confusion in one or more creatures within the area of effect, creating indecision and the inability to take effective action. All creatures within the area of effect are allowed a Will save with a -2 penalty to resist the spell effects. Confused creatures either go berserk, stand confused, or wander about for the duration of the spell.

#### Conjure Animals (Conjuration)



Level: Dru 5, Rgr 6  
Duration: 40 rounds  
Area of Effect: Special

Range: Sight of Caster  
Casting Time: 9  
Saving Throw: None

This spell summons forth a massive mountain bear that will obey commands from the caster for the duration of the spell.

#### Planar Binding: Air Elemental (Conjuration)



Level: Sor/Wiz 6, Selune 7  
Duration: 3 rounds + 1 round/level  
Area of Effect: Special

Range: Sight of Caster  
Casting Time: 1 round  
Saving Throw: None

This spell allows the caster to summon a 16 Hit Dice elemental from the Elemental Plane of Air. The elemental is initially hostile to the caster. Any creature not under the effects of Protection from Evil will be subject to the elemental's attacks.

#### Planar Binding: Earth Elemental (Conjuration)



Level: Clr 7  
Duration: 3 rounds + 1 round/level  
Area of Effect: Special

Range: Sight of Caster  
Casting Time: 1 round  
Saving Throw: None

This spell allows the caster to summon a 16 Hit Dice elemental from the Elemental Plane of Earth and bind it to his will. The elemental will fight on behalf of the caster until the spell duration expires or the elemental is destroyed.

#### Planar Binding: Fire Elemental (Conjuration)



Level: Sor/Wiz 6  
Duration: 3 rounds + 1 round/level  
Area of Effect: Special

Range: Sight of Caster  
Casting Time: 1 round  
Saving Throw: None

This spell allows the caster to summon a 16 Hit Dice elemental from the Elemental Plane of Fire. The elemental is initially hostile to the caster. Any creature not under the effects of Protection from Evil will be subject to the elemental's attacks.



#### Lesser Planar Binding: Air Elemental (Conjuration)



Level: Sor/Wiz 5  
Duration: 3 rounds + 1 round/level  
Area of Effect: Special

Range: Sight of Caster  
Casting Time: 1 round  
Saving Throw: None

This spell summons an 8 hit dice air elemental to serve the caster for the duration of the spell. The elemental is initially hostile to the caster. Any creature not under the effect of Protection from Evil will be subject to the elementals attacks.

#### Lesser Planar Binding: Earth Elemental (Conjuration)



Level: Sor/Wiz 5  
Duration: 3 rounds + 1 round/level  
Area of Effect: Special

Range: Sight of Caster  
Casting Time: 1 round  
Saving Throw: None

This spell summons an 8 hit dice earth elemental to serve the caster for the duration of the spell. The elemental is initially hostile to the caster. Any creature not under the effect of Protection from Evil will be subject to the elementals attacks.

#### Lesser Planar Binding: Fire Elemental (Conjuration)



Level: Sor/Wiz 5  
Duration: 3 rounds + 1 round/level  
Area of Effect: Special

Range: Sight of Caster  
Casting Time: 1 round  
Saving Throw: None

This spell summons an 8 hit dice fire elemental to serve the caster for the duration of the spell. The elemental is initially hostile to the caster. Any creature not under the effect of Protection from Evil will be subject to the elementals attacks.

#### Lesser Planar Binding: Water Elemental (Conjuration)



Level: Sor/Wiz 5  
Duration: 3 rounds + 1 round/level  
Area of Effect: Special

Range: Sight of Caster  
Casting Time: 1 round  
Saving Throw: None

This spell summons an 8 hit dice water elemental to serve the caster for the duration of the spell. The elemental is initially hostile to the caster. Any creature not under the effects of Protection from Evil will be subject to the elemental's attacks.

#### Planar Binding: Water Elemental (Conjuration)



Level: Sor/Wiz 6, Selune 7  
Duration: 3 rounds + 1 round/level  
Area of Effect: Special

Range: Sight of Caster  
Casting Time: 1 round  
Saving Throw: None

This spell allows the caster to summon a 16 Hit Dice elemental from the Elemental Plane of Water. The elemental is initially hostile to the caster. Any creature not under the effects of Protection from Evil will be subject to the elemental's attacks.

#### Contagion (Necromancy)



Level: Clr 3, Drd 3, Sor/Wiz 4  
Duration: Permanent  
Area of Effect: 1 creature

Range: Sight of Caster  
Casting Time: 4  
Saving Throw: Fortitude negates



This spell causes a major disease and weakness in a creature. The afflicted individual is immediately stricken with painful and distracting symptoms: boils, blotches, lesions, seeping abscesses, and so on. Strength, Dexterity, and Charisma are reduced by 2. The afflicted creature is also slowed. These effects persist until the character receives a cure disease spell. A fortitude save negates the effects.

#### Control Undead (Necromancy)



Level: Sor/Wiz 7

Duration: 1 minute / level

Area of Effect: 30-foot radius

Range: Sight of Caster

Casting Time: 7

Saving Throw: Will negates

The control undead spell allows the caster to take control of 1-4 undead creatures within the area of effect. A Will save is allowed to negate the effect. The undead remain under control of the caster for the duration of the spell or until they are affected by a dispel magic.

#### Creeping Doom (Conjuration)



Level: Drd 7

Duration: 1 minute / level

Area of Effect: Special

Range: Sight of Caster

Casting Time: 1 round

Saving Throw: None

Creeping Doom summons a horde of insects composed of various small beetles, spiders and other creatures. The swarms are capable of dealing devastating damage in a short period of time but are in turn fragile and easily killed.

#### Cure Critical Wounds (Conjuration)



Level: Brd 4, Clr 4, Drd 5

Duration: Instantaneous

Area of Effect: 1 creature

Range: Touch

Casting Time: 8

Saving Throw: None

When casting this spell and laying his hand upon a creature, the cleric heals  $4d8 + 1$  point/level (up to +20) of damage to the creature's body.

#### Cure Light Wounds (Conjuration)



Level: Brd 1, Clr 1, Drd 1, Pal 1, Rng 2

Duration: Instantaneous

Area of Effect: 1 creature

Range: Touch

Casting Time: 5

Saving Throw: None

When casting this spell and laying his hand upon a creature, the cleric heals  $1d8 + 1$  points of damage (maximum of  $1d8 + 5$ ) to the creature's body.

#### Cure Moderate Wounds (Conjuration)



Level: Brd 2, Clr 2, Drd 3, Pal 3, Rng 3

Duration: Instantaneous

Area of Effect: 1 creature

Range: Touch

Casting Time: 5

Saving Throw: None

When casting this spell and laying his hand upon a creature, the cleric heals  $2d8 + 1$  point/level of damage (maximum  $2d8 + 10$ ) to the creature's body.



#### Cure Serious Wounds (Conjuration)



Level: Brd 3, Clr 3, Drd 4, Pal 4, Rgr 4, Ilmater 3

Duration: Instantaneous

Area of Effect: 1 creature

Range: Touch

Casting Time: 7

Saving Throw: None

When casting this spell and laying his hand upon a creature, the cleric heals  $3d8 + 1$  point/level of damage (maximum  $3d8 + 15$ ) to the creature's body.

#### Darts of Bone (Necromancy)



Level: Sor/Wiz 6

Duration: 5 rounds

Area of Effect: Caster

Range: Caster

Casting Time: 5

Saving Throw: Fortitude negates

This spell creates nine darts that can be used by the caster and cannot be unequipped so long as the spell is in effect. The darts are +3, do  $1d4$  damage, and a creature struck by a dart must make a Fortitude save or take another  $2d6$  damage and have its strength reduced by  $1d4+1$  for 5 rounds. The caster's weapon proficiency with darts (or lack thereof) has no effect on the darts' chances to hit a target.

#### Deafness (Transmutation)



Level: Brd 2, Sor/Wiz 2

Duration: 1 day

Area of Effect: 1 creature

Range: Sight of Caster

Casting Time: 2

Saving Throw: Fortitude negates

This spell will make the target totally deaf. Deafened spellcasters are 20% more likely to miscast any spell. This deafness can be done away with by a dispel magic spell and similar effects.

#### Death Armor (Necromancy)



Level: Sor/Wiz 2, Talos 2

Duration: 1 round/level

Area of Effect: Caster

Range: Caster

Casting Time: 2

Saving Throw: None

This spell surrounds the caster with crackling black energy from the negative energy plane. The Death Armor will damage anyone who strikes the caster in melee, dealing  $1d4 + 1$  per 2 caster levels (maximum of  $1d4 + 5$ ) magic damage. Other non-living creatures such as constructs and golems are unaffected.

#### Death Ward (Necromancy)



Level: Clr 4, Drd 5, Pal 4, Helm 4

Duration: 10 minutes/level

Area of Effect: 1 creature

Range: Touch

Casting Time: 1 round

Saving Throw: None

This spell protects the target from all forms of death magic for the duration of the spell. This includes but is not limited to Power Word Kill, Death Spell and Finger of Death.

#### Decastave (Evocation)



Level: Sor/Wiz 2

Duration: 1 round/level

Area of Effect: Caster

Range: Caster

Casting Time: 2

Saving Throw: None

This spell creates a staff of force in the caster's hand which can be wielded as a weapon - weapon proficiency bonuses or penalties apply. The Decastave deals  $1d8$  bludgeoning damage per hit, and can hit creatures

immune to normal weapons. The staff also drains an additional 1d2 hit points per strike that is transferred over to the wielder's own hit points. These extra hit points can take the wielder over his maximum hit points but any hit points gained in such a manner are temporary and will dissipate in a turn.

### Defensive Harmony (Enchantment) [Lawful]



Level: Clr 4, Pal 4, Helm 4  
 Duration: 6 rounds  
 Area of Effect: 10-foot radius  
 Range: Caster  
 Casting Time: 1  
 Saving Throw: None

Defensive Harmony allows a group of creatures to act as a single unit for a single battle or encounter, enhancing the coordination of their attacks and tactics. This effect is always centered on the caster but affects all those within a 10-foot radius. The affected can move outside of this area after the spell is cast and still enjoy the benefits of harmony. While the spell is in effect, each affected creature gains a +4 deflection armor bonus. This lasts for 6 rounds or until successfully dispelled.

### Delay Poison (Conjuration)



Level: Brd 2, Clr 2, Drd 2, Pal 2, Rgr 1  
 Duration: Instantaneous  
 Area of Effect: 1 creature  
 Range: Touch  
 Casting Time: 1  
 Saving Throw: None

This spell will drastically slow the effects of poisons in a poisoned creature, increasing its chances of survival so there is time to find curative magic at a temple or from some other healers. This spell will also sober up a character that has drunken himself into a stupor.

### Delayed Blast Fireball (Evocation)



Level: Sor/Wiz 7  
 Duration: Special  
 Area of Effect: 30-foot radius  
 Range: Sight of Caster  
 Casting Time: 7  
 Saving Throw: Reflex half

This spell creates a fireball that hovers at a point determined by the caster. The fireball will stay in position until someone walks too close to it, at which point it will explode for 1d8 points of damage per caster level. (Reflex save for half damage).

### Destruction (Necromancy)



Level: Clr 7, Talos 7  
 Duration: Special  
 Area of Effect: 1 creature  
 Range: Close  
 Casting Time: 1 round  
 Saving Throw: Fortitude partial

This spell imbues the caster's hands with destructive negative energy that will release when a successful touch attack is made. This attack will instantly destroy a target, blasting it into small chunks. A Fortitude saving throw is allowed and if successful the target takes 10d6 magic damage instead of being destroyed. This spell has no effect on undead or constructs. Note that a character struck with a Destruction spell cannot be raised from the dead with a Raise Dead or Resurrection spell.


### Dire Charm (Enchantment)



Level: Brd 2, Sor/Wiz 3, Bane 3  
 Duration: 20 rounds  
 Area of Effect: 1 Humanoid  
 Range: Sight of Caster  
 Casting Time: 3  
 Saving Throw: Will negates

Medium-sized or smaller

This spell is similar to the Charm Person spell. However, the affected creature goes into a berserk state, wanting no one to harm his master (the spell caster). Thus, the creature will fight enemies of the caster, even for-



mer allies. The spell is limited in the same manner as Charm Person Spell. The spell can affect any humanoid medium-sized or smaller. Thus, a 10th-level fighter could be charmed, but an ogre could not. A successful Will save will negate any effect.

### Disintegrate (Transmutation)



Level: Sor/Wiz 6  
 Duration: Instantaneous  
 Area of Effect: 1 Creature  
 Range: Sight of Caster  
 Casting Time: 6  
 Saving Throw: Fortitude partial

The spell makes a creature... vanish. When cast, a ball of green energy shoots forth from the caster to the target, who will be disintegrated unless they make a Fortitude save. This spell works on undead creatures. Even on a successful save the creature will still take 5d6 points of damage.

### Dismissal (Abjuration)



Level: Brd 4, Clr 4, Sor/Wiz 5, Helm 5  
 Duration: Instantaneous  
 Area of Effect: 1 creature  
 Range: Sight of Caster  
 Casting Time: 1  
 Saving Throw: Will negates

Upon completion of this spell the target summoned creature must make a Will save or be returned to the place it came from. The creatures Hit Dice is added to his Will save, while the caster's level is subtracted from it. This spell has no effect on creatures that are not summoned.

### Dispel Magic (Abjuration)



Level: Brd 3, Clr 3, Drd 4, Pal 3,  
 Sor/Wiz 3, Oghma 3  
 Duration: Instantaneous  
 Area of Effect: 15-foot radius  
 Range: Sight of Caster  
 Casting Time: 3  
 Saving Throw: Will negates

A Dispel Magic spell removes magical effects upon anyone within the area of effect. This includes the effects of spells, potions and magical items. It does not, however, affect magical items themselves. Enemy creatures are allowed a Will save to resist, friendly creatures are automatically affected.

### Divine Shell (Abjuration)



Level: Clr 6, Pal 6, Selune 6  
 Duration: 1 round/level  
 Area of Effect: Caster  
 Range: Caster  
 Casting Time: 9  
 Saving Throw: None

When cast, this spell surrounds the caster with a defensive maelstrom of energy that blocks or deflects many attacks. This gives the caster a +6 deflection bonus to AC and a 10/- point damage reduction to most attack forms: electricity, fire, cold, and acid. It also gives the caster +2 to all of his/her saving throws and immunity to all missile-based attacks.

### Dolorous Decay (Necromancy)



Level: Clr 6  
 Duration: 10 rounds  
 Area of Effect: 1 creature  
 Range: Sight of Caster  
 Casting Time: 9  
 Saving Throw: Fortitude negates

Dolorous decay is a rotting and withering of the body that spreads quickly and painfully throughout the afflicted creature. Afflicted creatures take 1 point of damage per second (up to a maximum of 60 points of damage) and are slowed for the duration of the spell. The target creature can resist the disease with a successful Fortitude save at a -2 penalty.



### Dominate Person (Enchantment)



Level: Brd 4, Sor/Wiz 5, Bane 5  
Duration: 1 minute / level  
Area of Effect: 1 creature

Range: Sight of Caster  
Casting Time: 5  
Saving Throw: Will negates

The domination spell enables the caster to control the actions of any creature while the spell is in effect. This control is maintained through a telepathic link between the caster and the victim. The target gets a Will save at -2 in order to avoid the effect.

### Doom (Enchantment)



Level: Clr 1, Talos 1  
Duration: 1 minute/level  
Area of Effect: 1 creature

Range: Sight of Caster  
Casting Time: 1 round  
Saving Throw: None

This spell causes a feeling of doom to overwhelm the target. For the duration of the spell the target receives a -2 penalty to attack bonus and saving throws.

### Draw Upon Holy Might (Evocation)



Level: Clr 2, Pal 2, Tempus 2  
Duration: 10 rounds  
Area of Effect: Caster

Range: Caster  
Casting Time: 2  
Saving Throw: None

The caster calls upon his god to grant him power for a short period. When he does this his Strength, Constitution and Dexterity all are raised by 1 point for every 3 levels of the caster. A third level caster would have his abilities raised by 1, while a 12th level caster would have all his abilities raised by 4.

### Eagle's Splendor (Transmutation)



Level: Brd 2, Sor/Wiz 2, Oghma 1  
Duration: 10 rounds / level  
Area of Effect: Creature touched

Range: Caster  
Casting Time: 1  
Saving Throw: None

The transmuted creature becomes more poised, articulate, and personally forceful. The spell grants an enhancement bonus to Charisma of 1d4+1 points, adding the usual benefits of Charisma-based skills and abilities.

### Elemental Barrier (Abjuration)



Level: Clr 7, Drd 7, Sor/Wiz 7  
Duration: 1 round/level  
Area of Effect: 1 creature

Range: Touch  
Casting Time: 7  
Saving Throw: None

This spell confers damage resistance of 15% to acid, fire, cold and electrical damage. This effect lasts for the duration of the spell or until dispelled.

### Elemental Legion (Conjuration)



Level: Drd 9, Selune 9  
Duration: 3 rounds + 1 round/level  
Area of Effect: Special

Range: Sight of Caster  
Casting Time: 1 round  
Saving Throw: None

This spell allows the caster to summon four elementals, one from each of the elemental planes. The spell



always summons 16 hit dice elementals. The elementals are initially hostile to the caster. Any creature not under the effects of Protection from Evil will be subject to the elementals' attacks.

### Emotion: Fear (Enchantment)



Level: Brd 3, Sor/Wiz 4  
Duration: 5 rounds  
Area of Effect: Living creatures in 15' radius

Range: Sight of Caster  
Casting Time: 4  
Saving Throw: Will negates

This spell creates the emotion of fear within the area of effect. All creatures affected by the spell flee for 5 rounds.

### Emotion: Hope (Enchantment)



Level: Brd 3, Sor/Wiz 4, Ilmater 4  
Duration: 50 rounds  
Area of Effect: Living creatures in 15' radius

Range: Sight of Caster  
Casting Time: 4  
Saving Throw: Will negates

This spell creates the emotion of hope within the area of effect. All creatures affected by the spell gain a +2 on their saving throws, attack rolls and damage rolls.

### Emotion: Despair (Enchantment)



Level: Brd 3, Sor/Wiz 4, Bane 4, Mask 4  
Duration: 5 rounds  
Area of Effect: Living creatures in 15' radius

Range: Sight of Caster  
Casting Time: 4  
Saving Throw: Will negates

This spell creates the emotion of despair within the area of effect. All creatures affected by the spell gain a -2 on their saving throws, attack bonuses, and damage rolls.

### Emotion: Rage (Enchantment)



Level: Brd 3, Sor/Wiz 4, Selune 4  
Duration: 5 rounds  
Area of Effect: 10-foot radius

Range: Sight of Caster  
Casting Time: 4  
Saving Throw: None

This spell creates the emotion of rage within the area of effect. All creatures affected by the spell gain +2 to Strength and Constitution, a +1 bonus to Will Saves, and a -1 penalty to AC. This spell does not stack with barbarian rage.

### Entangle (Transmutation)



Level: Drd 1, Rgr 1  
Duration: 10 rounds  
Area of Effect: 20-foot radius

Range: Sight of Caster  
Casting Time: 4  
Saving Throw: Reflex partial

When an Entangle spell is cast, it must be cast outside, otherwise it will not work and the spell is wasted. It causes vines to sprout forth from the ground to wrap, twist, and entwine any creatures in the area of effect, preventing movement. Creatures must make a Reflex save every round in order to move through the entangled area. Entangled creatures can still perform normal actions but cannot move and suffer a -2 penalty to attack rolls and a -4 penalty to dexterity. All creatures within the area of effect who make their Reflex save move at half rate.

### Exaltation (Abjuration)



Level: Clr 3, Helm 3  
Duration: 10 rounds  
Area of Effect: 1 creature

Range: Touch  
Casting Time: 1 round  
Saving Throw: None

This spell enables a cleric to aid and protect any one being other than the cleric. By touch, the caster removes the effects of fear, sleep, feeblemindedness, unconsciousness, intoxication, as well as berserk, con-

fused, and hopeless states of mind. In addition, the recipient is protected against spells and other attacks that cause these effects for the duration of the spell.

#### Executioner's Eyes (Divination)



Level: Sor/Wiz 9, Oghma 9, Mask 9  
Duration: 10 rounds  
Area of Effect: 15-foot radius

Range: Caster  
Casting Time: 1  
Saving Throw: None

This spell enhances the vision of allies, allowing them to see the hidden weaknesses of all creatures. The divination grants a +4 bonus to hit and a +4 bonus to critical hits (if you critical hit on a natural roll of 20, you now critically hit on any roll from 16-20) to all allies within the area of effect for the duration of the spell.

#### Faerie Fire (Evocation)



Level: Drd 1, Lathander 1, Selune 1  
Duration: 1 minute/level  
Area of Effect: 1 creature

Range: Sight of Caster  
Casting Time: 4  
Saving Throw: None

This spell outlines a creature with a pale glow, making its position and movements easily visible - this has the effect of an armor class penalty of 2.

#### Feeblemind (Enchantment)



Level: Sor/Wiz 5, Ilmater 5, Bane 6  
Duration: 20 rounds  
Area of Effect: 1 creature

Range: Sight of Caster  
Casting Time: 5  
Saving Throw: Will negates

This spell turns a target into a gibbering idiot for the duration of the spell. The victim is allowed a Will save at -2 to resist being stupefied. Feebleminded individuals cannot cast spells.

#### Fiery Cloud (Conjuration)



Level: Sor/Wiz 8  
Duration: 10 rounds  
Area of Effect: 10-foot radius

Range: Sight of Caster  
Casting Time: 2  
Saving Throw: Reflex half

This spell brings forth a thin, smoky cloud that fills the area of effect and initially appears harmless. However, one round later it sparks and flames, dealing 6d6 points of fire damage to anyone caught in the area of effect. The cloud will continue to flare at regular one round intervals for the duration of the spell.

#### Find Traps (Divination)



Level: Clr 2, Oghma 3  
Duration: 10 rounds  
Area of Effect: Caster

Range: Sight of Caster  
Casting Time: 5  
Saving Throw: None

This spell imbues the caster with a heightened awareness for danger around him or her. For the duration, he or she gains a +4 bonus to his or her Search skill.

#### Finger of Death (Necromancy)



Level: Drd 8, Sor/Wiz 7  
Duration: Permanent  
Area of Effect: 1 creature

Range: Sight of Caster  
Casting Time: 5  
Saving Throw: Fortitude partial

The caster utters the finger of death incantation, points his index finger at the creature to be slain, and unless the victim makes a Fortitude save, the victim dies instantly. Even if the save is successful, however, the brush with death still inflicts 3d6 + 1 point/level of damage. Characters slain by a Finger of Death cannot be resurrected - they are gone forever.



#### Fire Seeds (Conjuration)



Level: Drd 6  
Duration: 10 rounds  
Area of Effect: Special

Range: Caster  
Casting Time: 1 round  
Saving Throw: Reflex half

This spell creates a grenade-like missiles in the caster's inventory for every five levels (2 at 10th level, 3 at 15th level, etc...). When hurled, the seeds explode, doing 5d8 points of damage to everything within a five-foot radius. Creatures have a Reflex save for half damage.

#### Fire Shield (Blue) (Evocation)



Level: Sor/Wiz 4  
Duration: 1 round/level  
Area of Effect: Caster

Range: Caster  
Casting Time: 4  
Saving Throw: None

The Blue Fireshield protects the user from fire damage by surrounding the caster with a shield of ice flames, which reduce all fire damage taken by 50%. Opponents striking the caster with melee attacks also suffer 1d6 + 1 point per level cold damage per hit.

#### Fire Shield (Red) (Evocation)



Level: Sor/Wiz 4  
Duration: 3 rounds/level  
Area of Effect: Caster

Range: Caster  
Casting Time: 4  
Saving Throw: None

The Red Fire Shield protects the user from cold damage by surrounding the caster with a shield of burning flames, which reduce all cold damage taken by 50%. Opponents striking the caster with melee attacks suffer 1d6 + 1 point per level fire damage per hit.

#### Fire Storm (Evocation)



Level: Clr 8, Drd 7, Lathander 6, Talos 8  
Duration: Instantaneous  
Area of Effect: 20-foot radius

Range: Sight of Caster  
Casting Time: 1 round  
Saving Throw: Reflex half

This spell causes the area of effect to be covered in roaring flames - all creatures caught in the area of effect take 1d6 fire damage per level of the caster (max 20d6) for every round they remain in the area of effect. A successful Reflex save halves the damage.

#### Fireball (Evocation)



Level: Sor/Wiz 3  
Duration: Instantaneous  
Area of Effect: 20-foot radius

Range: Sight of Caster  
Casting Time: 3  
Saving Throw: Reflex half

Upon completion of this spell the caster hurls a fireball at the target, exploding upon impact and dealing 1d6 fire damage per caster level (maximum 10d6 fire damage) to all creatures in the area of effect. A successful Reflex save halves the damage.

#### Flame Arrow (Conjuration)



Level: Sor/Wiz 3  
Duration: Instantaneous  
Area of Effect: Special

Range: Sight of Caster  
Casting Time: 3  
Saving Throw: Reflex half

This spell enables the caster to hurl fiery arrows at his enemies. Each bolt inflicts 4-24 points of fire damage. Only half of the fire damage is inflicted if the creature rolls a successful Reflex save. The caster can fire one bolt for every four experience levels (two bolts at 8th level, three at 12th level, etc.).



### Flame Blade (Evocation)



Level: Drd 2  
Duration: 10 rounds + 1 round/level  
Area of Effect: Caster

Range: Caster  
Casting Time: 4  
Saving Throw: None

With this spell, the caster causes a blazing ray of red-hot fire to spring forth from his hand. This blade-like ray is wielded as if it were a scimitar. Attacks with the Flame Blade are melee touch attacks. The blade deals 1d8 + 6 fire damage but does not gain the caster's Strength bonus to damage because it is immaterial.

### Flame Strike (Evocation)



Level: Clr 5, Drd 4, Rgr 4, Lathander 5  
Duration: Instantaneous  
Area of Effect: 10-foot radius

Range: Sight of Caster  
Casting Time: 8  
Saving Throw: Reflex half

When the caster evokes Flame Strike, a vertical column of fire blasts downward into the area of effect. All creatures caught in the area of effect take 1d6 fire damage per caster level (maximum 15d6), with Reflex save for half damage.

### Flying (Necromancy)



Level: Sor/Wiz 8, Bane 8  
Duration: 10 rounds  
Area of Effect: 1 creature

Range: Sight of Caster  
Casting Time: 1  
Saving Throw: Fortitude half

This horrid spell strips the flesh from a target. The target creature takes 1d4 slashing damage per caster level. In addition, the creature is afflicted with a magically induced bleeding wound that deals 1 damage for every 5 caster levels per round for the duration of the spell. A successful Fortitude save will halve the initial damage and negate the bleeding wound.

### Flesh to Stone (Transmutation)



Level: Sor/Wiz 6  
Duration: Permanent  
Area of Effect: 1 creature

Range: Sight of Caster  
Casting Time: 6  
Saving Throw: Fortitude negates

This spell turns a creature to stone. They are allowed a Fortitude save to avoid the effect. The effects of this spell may be reversed with the 6th level wizard/sorcerer spell, Stone to Flesh.

### Freedom of Movement (Abjuration)



Level: Clr 4, Drd 4, Pal 4, Rgr 4  
Duration: 10 rounds / level  
Area of Effect: 1 creature

Range: Touch  
Casting Time: 7  
Saving Throw: None

This spell gives the affected creature an immunity to magic that impedes movement (such as Grease, Web or Slow spells) and negates the effects of paralysis and hold spells.

### Frost Fingers (Transmutation)



Level: Drd 1  
Duration: Instantaneous  
Area of Effect: 5-foot long, 120 degree arc

Range: Caster  
Casting Time: 1  
Saving Throw: Reflex half

Upon completion of this spell chilling frost emanates from the caster's hands in the shape of a wedge in front of her. Any creature caught in the area of effect suffers 1d3 cold damage plus 1 cold damage per caster level, to a maximum of 1d3 + 10 cold damage. In addition the creature is slowed for 2 rounds. A successful Reflex save halves the damage and negates the slow effect.



### Gate (Conjuration)



Level: Clr 9, Sor/Wiz 9, Bane 7  
Duration: 33 rounds  
Area of Effect: Special

Range: Sight of Caster  
Casting Time: 9  
Saving Throw: None

By means of this spell, the caster calls an outer planar creature to attack his foes and himself if he's not careful. Any creature not under the effects of Protection from Evil will be subject to the demon's attacks. If the caster fails to protect himself in this manner, the demon will tear the caster and his companions apart, piece by piece and then feast on the remains.

### Gedlee's Electric Loop (Evocation)



Level: Sor/Wiz 2, Talos 2  
Duration: Instantaneous  
Area of Effect: 5-foot radius

Range: Close  
Casting Time: 2  
Saving Throw: Reflex half

Upon completion of this spell a ring of electricity erupts from the caster, dealing 1d6 electricity damage per every two caster levels (maximum 5d6 electricity damage) to every creature within the area of effect. In addition, creatures struck by the ring are stunned for 1 round. A successful Reflex save halves the damage and negates the stunning effect.

### Ghost Armor (Conjuration)



Level: Brd 3, Sor/Wiz 3  
Duration: 5 rounds/level  
Area of Effect: 1 creature

Range: Touch  
Casting Time: 1  
Saving Throw: None

This spell creates a magical field of force with the strength of chainmail armor (deflection bonus +5). It is cumulative with Dexterity effects, armor bonuses and shield bonuses. The Ghost Armor spell does not hinder movement, adds no weight or encumbrance, nor does it prevent spellcasting. It lasts until dispelled or until the duration runs out.

### Ghoul Touch (Necromancy)



Level: Sor/Wiz 2  
Duration: Special  
Area of Effect: Living humanoid

Range: Touch  
Casting Time: 2  
Saving Throw: Fortitude negates

This spell brings the power of the ghoul to the caster's hands - when a successful touch attack is made, the victim must make a successful Fortitude save or be paralyzed and be covered with an awful carrion stench for 5 rounds. All creatures within a 10-foot radius of the victim, with the exception of the caster, suffer extreme nausea and are at a penalty of 2 for attack bonuses, damage, and saving throws. This penalty can be resisted with a successful Fortitude save every round a creature remains within 10 feet of the victim. Non-living creatures are unaffected by this spell.

### Giant Vermin (Transmutation)



Level: Clr 4, Drd 4, Rgr 4  
Duration: 10 rounds / level  
Area of Effect: Special

Range: Sight of Caster  
Casting Time: 7  
Saving Throw: None

This spell summons a small insect to the caster, then enlarges it to giant size, creating a fearsome ally. The strength and kind of the insects varies according to the caster's level; the higher level the caster, the stronger the insect that is summoned.

### Globe of Invulnerability (Abjuration)



Level: Sor/Wiz 6, Helm 6  
Duration: 1 round/level  
Area of Effect: Caster

Range: Caster  
Casting Time: 1 round  
Saving Throw: None

This spell is similar to the 4th level wizard spell, Minor Globe of Invulnerability, except that it protects the caster from 4th level spells as well.

### Glyph of Warding (Abjuration)



Level: Clr 3, Helm 3  
Duration: Special  
Area of Effect: Special

Range: Sight of Caster  
Casting Time: 1 round  
Saving Throw: Reflex negates

A Glyph of Warding is a powerful inscription, magically drawn to prevent unauthorized or hostile creatures from passing, entering, or opening. It can be used to guard a small bridge, to ward an entry, or as a trap on a chest or box. Any creature violating the warded area sets off the glyph. A successful Reflex save enables the creature to escape the effects, but if the save is failed, the glyph deals 1-4 points of electrical damage/level of the caster to the victim.

### Goodberry (Transmutation)



Level: Drd 1  
Duration: 1 Day/level  
Area of Effect: 4 Sprigs

Range: Caster  
Casting Time: 1 round  
Saving Throw: None

Casting a Goodberry spell creates four sprigs of magical berries that the caster can give to allies or carry themselves. These berries cure 1-4 points of damage when eaten. The sprig will only last one day per level of the caster, so it's not advisable to carry them around for too long.

### Grease (Conjuration)



Level: Brd 1, Sor/Wiz 1  
Duration: 1 round/level  
Area of Effect: 5-foot radius

Range: Sight of Caster  
Casting Time: 1  
Saving Throw: Reflex half

A Grease spell covers the ground with a slippery layer of a fatty, greasy nature. Any creature entering the area or caught in it when the spell is cast must make a Reflex save every round or have their movement rate slowed to a crawl as long as they are in the area of effect. Those who successfully save still move at half their normal speed while in the area covered by grease.

### Great Shout (Evocation)



Level: Brd 6, Sor/Wiz 8, Oghma 7  
Duration: Instantaneous  
Area of Effect: 30-foot long, 10-foot diameter

Range: Caster  
Casting Time: 1  
Saving Throw: Fortitude half

Upon uttering the Great Shout, the caster releases a stunning force from his mouth in a 30-foot long, 10-foot diameter cone. Creatures within the area of effect must make a Fortitude save. Those who fail the save are stunned for 2 rounds, deafened for 4 rounds, and suffer 2d6 points of damage. Those who make the save are stunned for 1 round, deafened for 2 rounds, and suffer no damage.

### Greater Command (Enchantment)



Level: Clr 5, Helm 5, Bane 5, Oghma 5  
Duration: 1 round/level  
Area of Effect: 20-foot radius

Range: Sight of Caster  
Casting Time: 1  
Saving Throw: Will negates



Similar to the first level spell 'Command', this spell enables the cleric to command all enemy creatures within the area of effect to "die" (sleep). They are allowed a Will save to negate the effects. Sleeping creatures that take damage will be awakened from their catatonic state and return to normal.

### Greater Restoration (Necromancy)



Level: Clr 7, Lathander 7  
Duration: Instantaneous  
Area of Effect: 1 creature

Range: Touch  
Casting Time: 3  
Saving Throw: None

This spell will cure a creature of all of the following ailments: energy drain, feeblemind, any form of insanity such as confusion or berserk states of mind, charm, domination, hopelessness, panic, and artificially induced sleep.

### Greater Shadow Conjuration (Illusion)



Level: Brd 6, Sor/Wiz 5, Mask 6  
Duration: 1 round/level  
Area of Effect: Special

Range: Sight of Caster  
Casting Time: 5  
Saving Throw: None

This spell shapes material from the Demiplane of Shadow into an illusionary monster under control of the caster. More powerful shadow creatures are summoned at higher caster levels.

### Greater Shield of Lathander (Conjuration) [Good]



Level: Clr 7  
Duration: 3 rounds  
Area of Effect: 1 creature

Range: Touch  
Casting Time: 1 round  
Saving Throw: None

This spell grants a target spell resistance of +40 and a damage reduction of 30/- to all forms of damage for the duration of the spell.

### Harm (Necromancy)



Level: Clr 6, Drd 7, Ilmater 6  
Duration: Special  
Area of Effect: 1 creature

Range: Touch  
Casting Time: 1 round  
Saving Throw: Fortitude negates

This spell imbues the caster's hands with destructive negative energy that will release when a successful touch attack is made. This attack deals magic damage equal to all but 1d4 of the target's current hit points. This spell has no effect on undead or constructs.

### Haste (Transmutation)



Level: Brd 3, Sor/Wiz 3  
Duration: 1 round/level  
Area of Effect: 1 creature

Range: Sight of Caster  
Casting Time: 3  
Saving Throw: None

Haste doubles the target creature's base movement and attack rate for the duration of the spell (spellcasting and spell effects are not sped up). Haste is not cumulative with itself or with other similar magic and will negate and cancel out the effects of a Slow spell.

### Heal (Necromancy)



Level: Clr 6, Drd 7, Lathander 6  
Duration: Instantaneous  
Area of Effect: 1 creature

Range: Touch  
Casting Time: Instant  
Saving Throw: None

Heal wipes away disease and injury from a target creature. It cures blindness, diseases, feeblemind and restores the target to maximum hit points if they have been injured. There is no effect when used on the Undead.



### Healing Circle (Conjuration)



Level: Brd 5, Clr 5, Drd 6  
Duration: Instantaneous  
Area of Effect: 30-foot radius

Range: Caster  
Casting Time: 5  
Saving Throw: None

This spell heals all friendly creatures within the area of effect by 1d8 hit points plus 1 hit point/level (maximum of 1d8 + 20).

### Hold Animal (Enchantment)



Level: Drd 2, Rgr 2  
Duration: 1 round/level  
Area of Effect: 20-foot radius

Range: Sight of Caster  
Casting Time: 5  
Saving Throw: Will negates

This spell holds animals rigidly immobile. Only normal and giant-sized animals are affected by this spell. Strange monsters such as wyverns and carrion crawlers do not count as animals. The effect is centered on a point selected by the caster, and 1-4 animals within 20 feet of the target point are affected. Those who succeed on their Will save are unaffected by the spell. Being held does not prevent the worsening of the subject's condition due to wounds, disease, or poison.

### Hold Monster (Enchantment)



Level: Brd 4, Sor/Wiz 5  
Duration: 1 round/level  
Area of Effect: 1 creature

Range: Sight of Caster  
Casting Time: 5  
Saving Throw: Will negates

This spell freezes the target in place, unable to take any action or defend itself in any way. Undead creatures are unaffected by this spell.

### Hold Person (Enchantment)



Level: Brd 2, Clr 2, Sor/Wiz 3, Helm 2  
Duration: 1 round/level  
Area of Effect: Special

Range: Sight of Caster  
Casting Time: 3  
Saving Throw: Will negates

This spell freezes the target in place, unable to take any action or defend itself in any way. Only humanoids of medium size or smaller are affected. Undead creatures are not affected.

### Holy Aura (Abjuration)



Level: Clr 8, Ilmater 8  
Duration: 1 round/level  
Area of Effect: Allies in a 20' radius

Range: 20 ft.  
Casting Time: 6  
Saving Throw: None

A brilliant, divine radiance surrounds the subjects, protecting them from attacks, granting them resistance to spells, and blinding evil creatures when they strike the subjects. This abjuration has four effects:

**First**, the warded creatures gain a +4 deflection bonus to AC and a +4 bonus to all saves. **Second**, the warded creature gains +25 spell resistance. **Third**, the abjuration protects the creatures against charm and domination spells. **Fourth**, any creature of evil alignment who strikes (melee only) those protected by the Holy Aura must make a Fortitude save or be blinded for 3 rounds.


### Holy Power (Evocation)



Level: Clr 4, Pal 4, Ilmater 5  
Duration: 1 round/level  
Area of Effect: Caster

Range: None  
Casting Time: 6  
Saving Throw: None

Through this spell the caster channels the power of his god throughout his entire being, amplifying the damage done by his attacks - the caster gains a +4 damage bonus for the duration of the spell.



### Holy Smite (Necromancy) [Good]



Level: Ilmater 4, Lathander 4  
Duration: Instantaneous  
Area of Effect: 20-foot radius

Range: Sight of Caster  
Casting Time: 3  
Saving Throw: Reflex half

This spell calls upon energy from the Plane of Brilliance and opens a channel between it and the targets. Any evil creatures within the area of effect take 1d8 damage for every 2 levels of the caster with a Reflex save for half (maximum 5d8 damage). In addition, if victims fail their Reflex save, they are blinded for 1 round.

### Holy Word (Conjuration) [Good]



Level: Clr 7, Ilmater 7  
Duration: Special  
Area of Effect: 30-foot radius

Range: Caster  
Casting Time: 1  
Saving Throw: None

When uttered, this spell turns the cleric into a bridge between his god and the Material Plane, allowing him to funnel magical energy to smite all creatures of non-good alignment in the area of effect. The effects differ according to the target's level:

- Less than 4 - Death
- 4 to 7 - Stunned for 10 rounds
- 8 to 11 - Loses 7 points of Strength for 5 rounds and stunned for 1 round.
- 12 and up - Stunned for 1 round.

There is no saving throw, and the effects last for the duration of the spell or until dispelled. This spell may only be cast by good characters.

### Horrid Wilting (Necromancy)



Level: Sor/Wiz 8, Ilmater 9, Talos 9  
Duration: Instantaneous  
Area of Effect: 30-foot radius

Range: Sight of Caster  
Casting Time: 8  
Saving Throw: Fortitude half

This spell evaporates moisture from the bodies of every living creature within the area of effect, inflicting 1d8 points of damage per caster level (max 25d8). Affected creatures are allowed a Fortitude save for half damage. Water-using/dwelling creatures get a -2 to their saving throws.

### Horror (Necromancy)



Level: Brd 2, Sor/Wiz 2, Bane 2  
Duration: 4 rounds  
Area of Effect: 15-foot radius

Range: Sight of Caster  
Casting Time: 2  
Saving Throw: Will negates

All enemies within the area of effect must make a Will save (at a +3 bonus) or flee in terror. Certain creatures, such as undead, are immune to this spell.

### Ice Blade (Evocation)



Level: Clr 3, Drd 2  
Duration: 4 rounds + 1 round/level  
Area of Effect: Caster

Range: Caster  
Casting Time: 4  
Saving Throw: Reflex

This spell creates a segment of deep chilling cold that springs forth from the casters hand, taking the shape of a scimitar and wielded as one. Attacks with the Ice Blade are melee touch attacks. The blade deals 1d8 + 6 cold damage and the victim must make a Reflex save or be slowed for 2 rounds. The Ice Blade does not gain the caster's Strength bonus to damage because it is immaterial.

### Ice Dagger (Evocation)



Level: Sor/Wiz 1  
Duration: Instantaneous  
Area of Effect: 1 creature

Range: Sight of Caster  
Casting Time: 1  
Saving Throw: None

Upon completion of this spell the caster hurls a magical shard of ice imbued with deep freezing cold, dealing 1d4 cold damage to the target creature per level of the caster (max of 5d4) and 1 cold damage to every creature in a 5-foot radius.

### Ice Storm (Evocation)



Level: Drd 5, Sor/Wiz 4  
Duration: Instantaneous  
Area of Effect: 20-foot radius

Range: Sight of Caster  
Casting Time: 4  
Saving Throw: None

When this spell is cast, shards of ice smash down on all targets in the area of effect, inflicting 3d6 impact damage plus 2d6 cold damage.

### Ice lance (Evocation)



Level: Sor/Wiz 3  
Duration: Instantaneous  
Area of Effect: 1 creature

Range: Sight of Caster  
Casting Time: 3  
Saving Throw: Fortitude half

This spell fires a magical lance of ice at a target of the caster's choosing. It automatically hits, inflicting 5-30 points of damage and forcing the target to make a Fortitude save or be stunned for 1-4 rounds.

### Identify (Divination)



Level: Brd 1, Sor/Wiz 1, Oghma 1  
Duration: Instantaneous  
Area of Effect: 1 item

Range: Touch  
Casting Time: Special  
Saving Throw: None

When this spell is memorized, the caster may identify the magical properties of one item in the caster's inventory. Go to the history page of an unidentified item and press the identify button to use the spell. The chance of identifying the item is 100%. The spell identifies the item's name, what it does, and if it is cursed.

### Impervious Sanctity of Mind (Abjuration)



Level: Clr 7, Ilmater 7, Helm 7  
Duration: 10 rounds  
Area of Effect: Caster

Range: Caster  
Casting Time: 1 round  
Saving Throw: None

This spell steels the caster's mind against any outside influence. Charm, Command, Confusion, Domination, Fear, Feeblemind, Hold, Sleep, Hopelessness and any psionic attack directed at the caster will fail as long as this spell is in effect.

### Improved Invisibility (Illusion)



Level: Brd 4, Sor/Wiz 4, Mask 4  
Duration: 1 minute / level  
Area of Effect: 1 creature

Range: Touch  
Casting Time: 4  
Saving Throw: None

This spell is similar to the Invisibility spell, but the recipient is able to attack, either with missile, melee weapons or spells, and remain unseen. However, telltale traces, a shimmering, allow an observant opponent to attack the invisible spell recipient. These traces are only noticeable when specifically looked for (after the invisible character has made his presence known).



### Inflct Critical Wounds (Necromancy)



Level: Clr 4  
Duration: Special  
Area of Effect: 1 creature

Range: Touch  
Casting Time: 8  
Saving Throw: Will half

This spell imbues the caster's hands with destructive negative energy that will release when a successful touch attack is made. This attack deals 1d8 points plus + 1 point per level of the caster of magic damage (maximum of 4d8 + 20). This spell has no effect on undead or constructs.

### Inflct Light Wounds (Necromancy)



Level: Clr 1  
Duration: Special  
Area of Effect: 1 creature

Range: Touch  
Casting Time: 5  
Saving Throw: Will half

This spell imbues the caster's hands with destructive negative energy that will release when a successful touch attack is made. This attack deals 1d8 points plus + 1 point of magic damage per caster level (maximum of 1d8 + 5). This spell has no effect on undead or constructs.

### Inflct Moderate Wounds (Necromancy)



Level: Clr 2  
Duration: Special  
Area of Effect: 1 creature

Range: Touch  
Casting Time: 5  
Saving Throw: Will half

This spell imbues the caster's hands with destructive negative energy that will release when a successful touch attack is made. This attack deals 2d8 points plus + 1 point per caster level of magic damage (maximum of 2d8 + 10). This spell has no effect on undead or constructs.

### Inflct Serious Wounds (Necromancy)



Level: Clr 3  
Duration: Special  
Area of Effect: 1 creature

Range: Touch  
Casting Time: 5  
Saving Throw: Will half

This spell imbues the caster's hands with destructive negative energy that will release when a successful touch attack is made. This attack deals 3d8 points plus + 1 point per caster level of magic damage (maximum 3d8 + 15). This spell has no effect on undead or constructs.

### Insect Plague (Conjuration)



Level: Clr 5, Drd 5, Rgr 5  
Duration: 15 rounds  
Area of Effect: 25-foot radius

Range: Sight of Caster  
Casting Time: 1 round  
Saving Throw: None

This spell summons a swarm of creeping, hopping, and flying insects. All creatures within the swarm suffer 1 hit point of damage every round, spell-casting is impossible, and any creatures of 2 Hit Dice or less will immediately attempt to flee the cloud as quickly as possible - creatures of 5 Hit Dice or less must make a Will save to remain with the swarm. Undead and constructs are unaffected by insect plague.

### Invisibility (Illusion/)



Level: Brd 2, Sor/Wiz 2  
Duration: 10 minutes / level  
Area of Effect: 1 creature

Range: Touch  
Casting Time: 2  
Saving Throw: None

This spell turns a creature invisible and makes it undetectable by normal vision or darkvision. The spell remains in effect until the duration has expired, it is magically broken or dispelled, or until the recipient talks to or attacks any creature. Thus the invisible being can open doors, eat, climb stairs, etc., but if he attacks or casts a spell, he immediately becomes visible (although the invisibility enables him to attack first).



### Invisibility Purge (Divination)



Level: Clr 3	Range: Personal
Duration: Instantaneous	Casting Time: 8
Area of Effect: 20 foot radius	Saving Throw: None

Any invisible creatures within the area of effect have their invisibility dispelled. This includes creatures that are in Sanctuary, Improved Invisibility, Shadow Door invisibility, misled, etc.

### Invisibility Sphere (Illusion)



Level: Brd 3, Sor/Wiz 3, Mask 3	Range: Caster
Duration: 10 minutes / level	Casting Time: 1 round
Area of Effect: 10-foot radius	Saving Throw: None

This spell causes all creatures within 10' of the caster to vanish from sight and be undetectable by normal vision or even darkvision. Of course, the invisible creature is not magically silenced, and certain other conditions can render the creature detectable. Even allies cannot see the invisible creature or his gear, unless these allies can normally see invisible things or employ magic to do so. Items dropped or put down by the invisible creature become visible, items picked up disappear if tucked into the clothing or pouches worn by the creature. The spell remains in effect until it is magically broken or dispelled, until the wizard or recipient cancels it, until the recipient attacks any creature, or until the duration has expired. Thus the invisible being can open doors, talk, eat, climb stairs, etc., but if he attacks, he immediately becomes visible, although the invisibility enables him to attack first.

### Iron Body (Transmutation)



Level: Sor/Wiz 8, Helm 8	Range: Caster
Duration: 10 rounds/level	Casting Time: 8
Area of Effect: Caster	Saving Throw: None

This spell transforms the caster's body into living iron, granting him several powerful resistances and abilities. While the spell is in effect, the caster has a 50/+3 damage reduction, takes half damage from fire and acid, and is immune to electricity. Spells that affect respiration or the physiology of the caster are ignored completely, such as poison, blindness, deafness, and disease to name a few. In addition, the caster gains a +6 strength bonus, a -6 dexterity penalty, and the caster can attack with iron fists for 1d6 crushing damage + strength bonuses. Unfortunately, the caster's movement becomes slow and awkward under the weight of his new body, setting his movement rate to half its normal rate, and he receives an 80% chance to fail at casting spells.

### Iron Skins (Transmutation)



Level: Clr 5, Rgr 5	Range: Caster
Duration: 8 hours	Casting Time: 1 round
Area of Effect: Caster	Saving Throw: None

This spell provides the caster with a damage reduction of 10/- to bludgeoning, piercing, and slashing damage. This resistance bonus only applies to a number of attacks equal to 1 attack for every 2 levels of the caster up to a maximum of 8, after which the spell will dissipate. This spell is not cumulative with itself or similar magicks (such as the 4th level wizard spell Stoneskin).

### Knock (Transmutation)



Level: Sor/Wiz 2	Range: Sight of Caster
Duration: Special	Casting Time: 1
Area of Effect: Locked door or chest	Saving Throw: None

The Knock spell opens locked, held or arcane locked doors. It opens secret doors, as well as locked boxes or chests. It does not raise barred gates or similar impediments.



### Lance of Disruption (Evocation)



Level: Sor/Wiz 3	Range: 60 feet
Duration: Instantaneous	Casting Time: 3
Area of Effect: Special	Saving Throw: Reflex half

This spell creates a lance of force, extending from the caster to a specified point 60 feet in the distance. Any creatures in the lance's path take 5d4 points of bludgeoning damage, +2 points of damage per level of the caster (maximum of +30). Victims can roll a Reflex save for half damage.

### Larloch's Minor Drain (Necromancy)



Level: Sor/Wiz 1	Range: Sight of Caster
Duration: 1 hour	Casting Time: 1
Area of Effect: 1 creature	Saving Throw: None

With this spell the wizard drains the life force from a target and adds it to his own. The target creature suffers 1-4 damage, while the wizard gains 1-4 hit points. The extra hit points will disappear in an hour.

### Lesser Restoration (Necromancy)



Level: Clr 2, Drd 2, Lathander 2	Range: Touch
Duration: Instantaneous	Casting Time: 2
Area of Effect: 1 creature	Saving Throw: None

This spell will restore ability score points to a character that has had them reduced by any number of magical effects.

### Lich Touch (Necromancy)



Level: Sor/Wiz 6	Range: Touch
Duration: 1 round/level	Casting Time: 6
Area of Effect: Caster	Saving Throw: Fortitude half

This spell confers the powers of a lich's touch and a lich's immunities upon the caster. The wizard gains immunity to paralysis and fear while the spell is in effect, and his hands are imbued with a chilling force of negative energy. Successful touch attacks deal 1d10 cold damage and victims must roll a Fortitude save or be paralyzed for 1 turn. The touch attack is not effective against undead.

### Lightning Bolt (Evocation)



Level: Sor/Wiz 3, Talos 3	Range: Sight of Caster
Duration: Instantaneous	Casting Time: 3
Area of Effect: Special	Saving Throw: Reflex half

Upon casting this spell, the wizard releases a powerful stroke of electrical energy that inflicts 1-6 points of damage per level of the spellcaster to each creature within its area of effect (maximum damage of 10-60). A successful Reflex save reduces this damage to half (round fractions down). When the lightning bolt intersects with a wall it will fizzle out.

### Lower Resistance (Transmutation)



Level: Pal 5, Sor/Wiz 5	Range: Sight of Caster
Duration: 20 rounds	Casting Time: 5
Area of Effect: 1 creature	Saving Throw: None

Using this spell, a wizard may attempt to reduce the magic resistance of a target creature. The magic resistance of the victim works against the Lower Resistance spell itself, but at only half its normal value. There is no saving throw. If the victim does not resist the effects of this spell, his magic resistance is reduced by 1 for every two levels of the caster.

### Luck (Enchantment)



Level: Brd 2, Sor/Wiz 2  
Duration: 10 rounds  
Area of Effect: 1 creature

Range: Sight of Caster  
Casting Time: 2  
Saving Throw: None

The recipient of this spell gains a +1 bonus to luck for the duration of the spell. Luck weights die rolls in a character's favor - with a +1 bonus to luck, if 1d8 is rolled, the effective range becomes 2-8 - a roll of 1 becomes 2, a roll of 4 becomes 5, and a roll of 8 stays at 8. Most importantly luck influences damage dice rolls, attack bonuses, saving throws, and skill checks, but luck also works in more subtle ways. This spell is not cumulative with repeat castings.

### Mage Armor (Conjuration)



Level: Brd 1, Sor/Wiz 1  
Duration: 1 hour / level  
Area of Effect: Creature touched

Range: Touch  
Casting Time: 1 round  
Saving Throw: None

By means of this spell, the wizard creates a magical field of force that serves as if it were scale mail armor (Armor Bonus: 4). It is cumulative with Dexterity and with a shield bonus. The armor spell does not hinder movement, adds no weight or encumbrance, nor does it prevent spellcasting. It lasts until successfully dispelled or until the duration runs out.

### Magic Circle Against Evil (Abjuration) [Good]



Level: Brd 3, Clr 3, Pal 3, Sor/Wiz 3, Umlater 3  
Duration: 10 rounds/level  
Area of Effect: 10-foot radius

Range: Touch  
Casting Time: 7  
Saving Throw: None

When this spell is cast, all creatures within a 10' radius are affected individually by Protection from Evil, giving them +2 to Armor Class, +2 to Saving Throws and immunity to all charm-based spells.

### Magic Missile (Evocation)



Level: Sor/Wiz 1  
Duration: Instantaneous  
Area of Effect: 1 creature

Range: Sight of Caster  
Casting Time: 1  
Saving Throw: None

Use of the Magic Missile spell, one of the most popular first level spells, creates up to five missiles of magical energy that dart forth from the wizard's fingertip and unerringly strike their target, which must be a creature of some sort. Each missile inflicts 1d4+1 points of damage. For every two extra levels of experience, the wizard gains an additional missile - he has two at 3rd level, three at 5th level, four at 7th level, etc., up to a maximum of five missiles at 9th level.

### Magic Stone (Enchantment)



Level: Clr 1, Tempus 1  
Duration: 30 rounds  
Area of Effect: Special

Range: Sight of Caster  
Casting Time: 4  
Saving Throw: None

By using this spell, the cleric temporarily enchants 3 small pebbles, which can be hurled at an opponent. Each stone is treated as a +1 magic weapon for purposes of what it can damage, and deals 1d6 + 1 crushing damage. Against undead the damage is doubled to 2d6 + 2 crushing damage.

### Malavon's Rage (Evocation)



Level: Sor/Wiz 7  
Duration: Instantaneous  
Area of Effect: 15-foot radius

Range: Caster  
Casting Time: 1  
Saving Throw: Reflex half



Malavon's Rage was created by the dark elf sorcerer Malavon. It shoots darts of pure energy out from the caster's body in all directions, harming friend and foe alike. The small wedges of magic do 20-80 points of piercing damage to everything caught in their path. This spell is especially useful when a mage is surrounded by enemies. A successful Reflex save will reduce the damage done by the spell by 50%.

### Malison (Enchantment)



Level: Sor/Wiz 4, Oghma 4  
Duration: 2 rounds/level  
Area of Effect: 30-foot radius

Range: Sight of Caster  
Casting Time: 4  
Saving Throw: None

This spell causes all enemy targets in the area of effect to suffer a -2 on all their saving throws as long as the spell is in effect.

### Mass Dominate (Enchantment)



Level: Brd 8, Sor/Wiz 9, Bane 9  
Duration: 1 round/level  
Area of Effect: 20-foot radius

Range: Sight of Caster  
Casting Time: 9  
Saving Throw: Will negates

This spell forces all creatures not allied with the caster in the area of effect roll a Will save or be dominated as if affected by the 5th level spell Domination. Undead are unaffected by this spell.

### Mass Haste (Transmutation)



Level: Brd 6, Sor/Wiz 6  
Duration: 3 rounds + 1 round/level  
Area of Effect: 20-foot radius

Range: Sight of Caster  
Casting Time: 3  
Saving Throw: None

For all allies in the area of effect, Mass Haste doubles their base movement and attack rate for the duration of the spell (spellcasting and spell effects are not sped up). Mass Haste is not cumulative with itself or with other similar magic and will negate and cancel out the effects of a Slow spell.

### Mass Heal (Conjuration)



Level: Clr 8, Drd 9, Lathander 9  
Duration: Instantaneous  
Area of Effect: All allies within 30 ft.

Range: Close (25 ft. + 5 ft/2 levels)  
Casting Time: 1 round  
Saving Throw: None

Mass Heal wipes away disease and injury from a target creature. It cures blindness, diseases, feblemind and restores the target to maximum hit points if they have been injured. This variant of the Heal spell can affect several allies.

### Mass Invisibility (Illusion)



Level: Brd 7, Sor/Wiz 7, Mask 8  
Duration: 10 minutes / level  
Area of Effect: 30-foot radius

Range: Sight of Caster  
Casting Time: 7  
Saving Throw: None

Mass Invisibility hides all allied creatures within its area of effect as per the spell Invisibility.

### Melf's Acid Arrow (Conjuration)



Level: Sor/Wiz 2  
Duration: Special  
Area of Effect: 1 creature

Range: Sight of Caster  
Casting Time: 2  
Saving Throw: None

This spell creates a magical arrow that speeds to its target. The arrow has no attack or damage bonus, but it inflicts 2-8 points of acid damage. There is no splash damage. For every three levels the caster has achieved,



the acid lasts another 1 round, inflicting another 2-8 points of damage. So at 3rd-5th level, the acid lasts 2 rounds, at 6th-8th level, the acid lasts for 3 rounds, etc.

#### Melf's Minute Meteors (Evocation)



Level: Sor/Wiz 3  
Duration: 8 hours  
Area of Effect: Caster

Range: Caster  
Casting Time: 3  
Saving Throw: Reflex half

This spell enables the wizard to cast one small meteor for each level of the caster. Each meteor bursts into a 1-foot-diameter sphere upon impact and inflicts 1d4+3 points of damage and +3 points of fire damage to the creature struck. The meteors are treated as missiles hurled by the wizard with a +5 bonus to attack rolls and no penalty for range. The wizard may discharge up to five missiles per round.

#### Meteor Swarm (Evocation)



Level: Sor/Wiz 9, Lathander 9  
Duration: 1 round  
Area of Effect: 30-foot radius

Range: Sight of Caster  
Casting Time: 9  
Saving Throw: Reflex half

Upon completion of this spell, meteors bombard the area of effect, dealing devastating damage to friend or foe. All creatures in the area effect take 24d6 fire damage with a Reflex save for half damage. The caster is well advised to be careful in his use of this spell.

#### Mind Blank (Abjuration)



Level: Sor/Wiz 8  
Duration: 1 Day  
Area of Effect: One Creature

Range: Touch  
Casting Time: 1  
Saving Throw: None

In the interests of one's self-control and privacy, Mind Blank shields a creature's mind from almost any mental effect - Charm, Command, Dominate Person, Fear, Feeblemind, and any scrying by crystal balls or other divination methods.

#### Minor Elemental Barrier (Abjuration)



Level: Clr 2, Drd 2, Pal 2, Rgr 1,  
Sor/Wiz 2, Ilmater 1  
Duration: 1 round/level  
Area of Effect: 1 creature

Range: Touch  
Casting Time: 5  
Saving Throw: None

This spell toughens the target creature's body to withstand fire and cold, granting a 4/- fire and cold resist-ance bonus for the duration of the spell.

#### Minor Globe of Invulnerability (Abjuration)



Level: Sor/Wiz 4  
Duration: 1 round/level  
Area of Effect: Caster

Range: Caster  
Casting Time: 4  
Saving Throw: None

This spell creates an immobile, faintly shimmering magical sphere around the caster that prevents any 1st-, 2nd-, or 3rd-level spell effects from affecting the caster. This includes innate abilities and effects from devices. However, any type of spell can be cast out of the magical sphere with no penalty. The globe can be brought down by a successful Dispel Magic spell.

#### Minor Mirror Image (Illusion)



Level: Brd 1, Sor/Wiz 1, Mask 1  
Duration: 3 rounds + 1 round/level  
Area of Effect: Caster

Range: Caster  
Casting Time: 1  
Saving Throw: None



Upon casting this spell, the caster creates 1 image of himself that will travel along beside him. The image will perform all of the actions that the caster does so that if any enemies are trying to attack the caster they will not know which one is real. The image will disappear with a successful Dispel Magic, when attacked or when the spell duration runs out.

#### Mirror Image (Illusion)



Level: Brd 2, Sor/Wiz 2, Mask 3  
Duration: 3 rounds/level  
Area of Effect: Caster

Range: Caster  
Casting Time: 1  
Saving Throw: None

When a Mirror Image spell is invoked, the spellcaster causes two to eight duplicates of himself to come into being around him. These images do exactly what the wizard does. Since the spell causes a blurring and slight distortion when it is cast, it is impossible for opponents to be certain which ones are the illusions and which is the actual wizard. When an image is struck by a melee or missile attack, magical or otherwise, it disappears, but any other existing images remain intact until struck. The images shift from round to round so that an enemy must first hit every image before being able to hit the wizard.

#### Miscast Magic (Enchantment)



Level: Clr 3  
Duration: 10 rounds  
Area of Effect: 1 creature

Range: Sight of Caster  
Casting Time: 5  
Saving Throw: Will negates

Any spell casting creature that is affected by this spell has its casting ability severely disabled. When the creature attempts to cast a spell it has a 50% chance of failure. Creatures can roll a Will save to avoid the affect, but do so at -2.

#### Mist of Eldath (Evocation) [Lawful]



Level: Drd 7  
Duration: 1 round  
Area of Effect: 10-foot radius

Range: Sight of Caster  
Casting Time: 1 round  
Saving Throw: None

This spell blankets the area of effect with a green-blue mist - any creature within the mist will be cured of disease, poison, and healed of 25 points of damage.

#### Mold Touch (Transmutation)



Level: Clr 3, Drd 3  
Duration: Special  
Area of Effect: 1 creature

Range: Sight of Caster  
Casting Time: 6  
Saving Throw: Fortitude half

This spell infects the target creature with a rapidly-spreading brown mold. The infected creature receives a Fortitude save - if the saving throw is failed, the infection is severe and the creature takes damage as follows:

**1st round:** 4d6 damage  
**2nd round:** 3d6 damage  
**3rd round:** d6 damage  
**4th round:** 1d6 damage

If the saving throw is successful, the damage is reduced:

**1st round:** 2d6 damage  
**2nd round:** 1d6 damage

Each round after the first, the nearest creature within ten feet of the victim must make a Fortitude save or be infected by the mold at full strength. This process continues until the mold fails to infect a suitable host in time. Creatures already under the effects of the mold cannot contract it again. The brown mold quickly dies once the spell expires.

### Moon Motes (Invocation)



Level: Selune 2  
Duration: Instantaneous  
Area of Effect: 5' x 20' x 20' cone

Range: Caster  
Casting Time: 3  
Saving Throw: Reflex Half

This spell calls upon Selune's connection with moonlight and magic to invoke a spray of glowing spheres. The spell causes 4-16 points of magical energy damage to every creature caught in its path.

### Moonblade (Evocation)



Level: Clr 3, Drd 3, Selune 3  
Duration: 20 rounds  
Area of Effect: Caster

Range: Caster  
Casting Time: 6  
Saving Throw: None

This spell summons forth a silent, weightless sword-like construct made of moonlight that extends 4 feet from the caster's hand. The moonblade is considered a +4 weapon for determining what creatures it can damage, though the bonus does not apply to THACO. In addition, due to the insubstantial nature of the moonblade, melee bonuses from Strength do not apply.

The strike of a moonblade drains a target's vitality, inflicting 1d12+4 points of damage, and an additional 1d12 points to undead, who are particularly susceptible. A successful strike also temporarily scrambles magic, causing any spells the target casts in the next round to fail.

### Mordenkainen's Force Missiles (Evocation)



Level: Sor/Wiz 4  
Duration: Instantaneous  
Area of Effect: Special

Range: Sight of Caster  
Casting Time: 4  
Saving Throw: Special

This spell creates a brilliant globe of magical energy that streaks forth from the caster's hand to unerringly strike its target, much like a Magic Missile spell. The wizard creates one missile at 7th level, and an additional missile at every third level after 7th - in other words, two missiles at 10th level, three at 13th, four at 16th, and so on, to a maximum of seven missiles at 25th level. Each missile inflicts 2d4 points of damage to the target and then bursts in a 5-foot radius concussive blast that inflicts 1 point of damage per level of the caster - for example, a 12th-level wizard could conjure two force missiles, each of which strikes for 2d4+12 points of damage. Creatures taking damage may attempt a Reflex save to negate the concussion damage, but the impact of the missile itself allows no saving throw. The 1st level wizard spell Shield will absorb the force missiles harmlessly, including the concussion damage.

### Mordenkainen's Sword (Evocation)



Level: Sor/Wiz 7  
Duration: 1 round/level  
Area of Effect: Special

Range: Sight of Caster  
Casting Time: 7  
Saving Throw: None

This spell summons a shimmering sword of force that can be mentally wielded by the caster. Despite the fact it is held in the hand, it can hit creatures anywhere within the sight of the caster. The sword has a bonus to attack equal to the caster's level plus 4 and damages its target for 4d6+3 points of damage. It is a considered a +3 weapon, so it can damage creatures normally that are resistant to damage from lesser magical items.

### Negative Energy Protection (Abjuration)



Level: Clr 3, Lathander 3  
Duration: 1 round/level  
Area of Effect: 1 creature

Range: Touch  
Casting Time: 1 round  
Saving Throw: None

This spell employs positive energy to ward off the effects of negative energy from attacks such as those



employed by wights, spectres, and vampires. The target creature is immune to energy drain for the duration of the spell.

### Neutralize Poison (Conjuration)



Level: Brd 4, Clr 4, Drd 3, Pal 4, Rgr 3  
Duration: Instantaneous  
Area of Effect: 1 creature

Range: Touch  
Casting Time: 1  
Saving Throw: None

When this spell is placed upon a poisoned individual, it immediately neutralizes any poison.

### Non-Detection (Abjuration)



Level: Rgr 4, Sor/Wiz 3  
Duration: 1 hour/level  
Area of Effect: 1 creature

Range: Touch  
Casting Time: 3  
Saving Throw: None

By casting this spell, the wizard makes the creature touched undetectable by divination spells that reveal a hidden or invisible creature (such as Detect Invisibility and Invisibility Purge).

### Otiluke's Freezing Sphere (Evocation)



Level: Sor/Wiz 6  
Duration: Instantaneous  
Area of Effect: 1 creature

Range: Sight of Caster  
Casting Time: 6  
Saving Throw: Reflex negates

This spell fires an orb of cold at a creature that inflicts 1d6 points of cold damage/level of the caster (maximum of 20d6). If the target makes its saving throw, however, they have dodged the orb and avoided all damage.

### Otiluke's Resilient Sphere (Evocation)



Level: Sor/Wiz 4  
Duration: 1 round/level  
Area of Effect: 1 creature

Range: Sight of Caster  
Casting Time: 1  
Saving Throw: Reflex negates

When this spell is cast, the result is a globe of shimmering force that encloses the subject creature (if it fails to successfully roll a Reflex save). The resilient sphere will contain its subject for the duration of the spell. The sphere is completely immune to all damage; the only method of removing the sphere is by the use of a Dispel Magic spell. Hence the creature caught inside the globe is completely safe from all attacks, but at the same time is completely unable to affect the outside world.

### Phantom Blade (Evocation)



Level: Brd 5, Sor/Wiz 5, Mask 6  
Duration: 3 rounds + 1 round/level  
Area of Effect: Special

Range: Caster  
Casting Time: 5  
Saving Throw: None

This spell creates a translucent, shadowlike, weightless area of magical force extending from the fingers of one of the caster's hands. This silent construct is blade-shaped. It has cutting edges that inflict damage just as do those of a real sword. The caster wields the phantom blade as if proficient with this weapon.

The phantom blade acts as a +3 magical long sword in terms of hit and damage bonuses as well as the type of creatures it can hit. Due to its ethereal nature it deals an extra +10 magic damage against undead. This sword can only be used by the caster and remains in her hand for the duration or until dispelled.

### Poison (Necromancy)



Level: Clr 4, Drd 3  
Duration: 20 seconds  
Area of Effect: 1 creature

Range: Touch  
Casting Time: 7  
Saving Throw: Fortitude negates



This spell grants the caster the ability to touch a creature and instantly poison them. The poison deals 20 points of damage over 20 seconds, then dissipates from the target's body. Poison can only be cast by evil characters. A successful Fortitude save negates any effect.

#### Power Word Blind (Conjuration)



Level: Brd 8, Sor/Wiz 8, Tempus 7, Bane 8  
 Duration: Special  
 Area of Effect: 10-foot radius  
 Range: Sight of Caster  
 Casting Time: 1  
 Saving Throw: None

This spell blinds enemy creatures within the area of effect. The duration of the blindness depends on the Hit Dice of the creature. Creatures of 9 or less Hit Dice are blinded permanently, those greater than 9 HD but less than 20 are blinded for 1d4 + 1 minutes, while those having 20 or greater Hit Dice are blinded for 1d4+1 rounds.

#### Power Word: Kill (Conjuration)



Level: Sor/Wiz 9, Oghma 8, Tempus 9  
 Duration: Permanent  
 Area-of-Effect: 10-foot radius  
 Range: Sight of Caster  
 Casting Time: 1  
 Saving Throw: None

Similar to Power Word: Silence and Power Word: Stun, Power Word: Kill is perhaps the deadliest word of power. It kills one creature with up to 100 hit points, or multiple creatures with 20 or fewer hit points, up to a maximum of 200 hit points. The hit point checks are done against the creature's current hit points, not their maximum, so it will affect extremely tough creatures that have been wounded.

#### Power Word: Silence (Conjuration)



Level: Brd 5, Sor/Wiz 6, Oghma 5, Bane 6  
 Duration: 2 rounds  
 Area of Effect: 1 Creature  
 Range: Sight of Caster  
 Casting Time: 1  
 Saving Throw: None

This spell allows the caster to utter one of the words of power. When spoken, Power Word: Silence can be invoked against any creature in range, preventing them from making a sound. No saving throw is allowed.

#### Power Word: Sleep (Conjuration)



Level: Brd 2, Sor/Wiz 2  
 Duration: 5 rounds  
 Area of Effect: 1 creature  
 Range: Sight of Caster  
 Casting Time: 1  
 Saving Throw: Will negates

When a wizard calls upon a Power Word Sleep spell, he forces a comatose slumber upon a creature who must resist with a Will save or fall asleep. The creature will wake up if injured.

#### Power Word: Stun (Conjuration)



Level: Sor/Wiz 7, Oghma 6, Tempus 8  
 Duration: Special  
 Area of Effect: 1 creature  
 Range: Sight of Caster  
 Casting Time: 1  
 Saving Throw: None

Similar to Power Word: Silence and Power Word: Kill, Power Word: Stun is another of the words of power. Creatures with less than 50 hit points are stunned for 4-16 rounds, those with 51 to 100 hit points are stunned for 2-8 rounds, those with 101 to 150 hit points are stunned for 1-4 rounds, and those with more than 151 hit points are unaffected. The spell checks the creature's current hit points, not their maximum, so even the toughest creatures can be affected by this spell if they are wounded.



#### Prayer (Conjuration)



Level: Clr 3, Pal 3, Tempus 3  
 Duration: 1 round/level  
 Area of Effect: 60-foot radius  
 Range: Caster  
 Casting Time: 6  
 Saving Throw: None

Prayer bestows favor on the caster and his allies, and curses their enemies. All attacks, damage, and saving throws by friendly characters gain +1, while enemy attacks, damage rolls and saves are all penalized by 1. Any creatures caught in the area of effect when the spell is cast will continue to be affected by the spell when they leave the area, so if the fighters want to chase down that fleeing goblin, the effects of the Prayer will last for the duration of the spell.

#### Prismatic Spray (Evocation)



Level: Brd 7, Sor/Wiz 7, Selune 9  
 Duration: Instantaneous  
 Area of Effect: 70 x 15-foot spray  
 Range: Caster  
 Casting Time: 7  
 Saving Throw: Special

This spell causes shimmering rays of light to flash from the wizard's hand, in a cone 70 feet long and 15 wide at its end. Any creature touched by the rays may be inflicted with a random effect depending on the color (see below), but any creature with 8 hit dice or less is blinded for 2-8 rounds, regardless of any additional effect. The colors of the prismatic spray do the following: red (inflicts 20 hit points of fire damage, Reflex for half), orange (40 hit points of acid damage, Reflex save for half), yellow (80 hit points of electrical damage, Reflex for half), green (Fortitude save or die - survivors still take 20 hit points of poison damage), blue (Fortitude or turn to stone), indigo (Will save or go insane), or violet (Will save or be warped to another plane and back again instantaneously with the lasting effects of having 5 levels drained). There is also an equal chance that any creature within the area of the spell will be hit by two of the beams.

#### Protection From Acid (Abjuration)



Level: Sor/Wiz 5  
 Duration: 10 rounds / level  
 Area of Effect: 1 creature  
 Range: Touch  
 Casting Time: 6  
 Saving Throw: None

This spell grants a damage resistance of 10/- against acid damage for the duration of the spell.

#### Protection From Arrows (Abjuration)



Level: Sor/Wiz 2  
 Duration: 10 minutes / level  
 Area of Effect: 1 creature  
 Range: Touch  
 Casting Time: 3  
 Saving Throw: None

This spell grants the target a damage reduction of 10/+1 against missiles for the duration of the spell. The damage reduction increases with the level of the caster to 10/+2 at 5th level, 10/+3 at 10th, 10/+4 at 15th, and 10/+5 at 20th.

#### Protection From Electricity (Abjuration)



Level: Sor/Wiz 5, Talos 4  
 Duration: 10 rounds / level  
 Area of Effect: 1 creature  
 Range: Touch  
 Casting Time: 6  
 Saving Throw: None

This spell grants a damage resistance of 10/- against electrical damage for the duration of the spell.

#### Protection From Evil (Abjuration) [Good]



Level: Clr 1, Pal 1, Ilmater 1, Helm 1, Brd 1  
 Duration: 1 minute / level  
 Area of Effect: 1 creature  
 Range: Touch  
 Casting Time: 1  
 Saving Throw: None

This spell forms a magic barrier around the target creature, granting a bonus of +2 deflection bonus to AC and saving throws. The target creature also becomes immune to control spells or effects.

#### Protection From Fire (Abjuration)



Level: Clr 3, Drd 3, Rgr 2, Sor/Wiz 3, Selune 3  
Duration: 3 rounds/level  
Area of Effect: 1 creature  
Range: Touch  
Casting Time: 6  
Saving Throw: None

This spell grants a damage resistance of 7/- against fire if the caster targets herself, or a 5/- fire damage resistance for anyone else. The effects lasts for the duration of the spell.

#### Protection From Lightning (Abjuration)



Level: Clr 4, Drd 4, Rgr 3, Sor/Wiz 4  
Duration: 5 rounds/level  
Area of Effect: 1 creature  
Range: Touch  
Casting Time: 7  
Saving Throw: None

This spell grants a 6/- electricity resistance bonus to the target creature that lasts for the duration of the spell.

#### Protection from Petrification (Abjuration)



Level: Sor/Wiz 1  
Duration: 3 rounds/level  
Area of Effect: Target  
Range: Touch  
Casting Time: 1  
Saving Throw: None

This spell grants the recipient immunity to all petrification attacks. This includes basilisk and medusa gaze, etc.

#### Rainstorm (Evocation)



Level: Drd 2, Rgr 3  
Duration: 2 rounds  
Area of Effect: 30-foot radius  
Range: Sight of Caster  
Casting Time: 6  
Saving Throw: Reflex half

This spell brings forth a magical rain that saturates the area of effect. All cold and fire-using/dwelling creatures take 2d3 points of magic damage per round. In addition, all creatures in the area of effect have a 50% chance per round of being struck by bolts of lightning that deal 2d6 electricity damage, with a Reflex save for half damage. Flame Blade spells, Shroud of Flame, and salamander auras are also extinguished.

#### Raise Dead (Necromancy)



Level: Clr 5, Lathander 5  
Duration: Instantaneous  
Area of Effect: 1 creature  
Range: Sight of Caster  
Casting Time: 1 round  
Saving Throw: None

The person has but 1 hit point when raised and must regain the rest by natural healing or curative magic. Raise Dead will not work on someone killed by a Death Spell, Finger of Death, Destruction, or Disintegrate. Note that when this spell is inscribed on a scroll, its power is diminished. A scroll of Raise Dead may not work unless invoked at the place where the target died.

#### Ray of Enfeeblement (Necromancy)



Level: Sor/Wiz 2  
Duration: 1 round/level  
Area of Effect: 1 creature  
Range: Sight of Caster  
Casting Time: 2  
Saving Throw: Fortitude negates

By means of a Ray of Enfeeblement, a wizard weakens an opponent, reducing its strength and therefore the attacks that rely upon it. The victim's Strength is reduced by 15 for the duration of the spell, unless a Fortitude save is made. Any associated penalties with having a reduced Strength apply. The effects of this spell are not cumulative with repeat castings.



#### Recitation (Abjuration, Invocation/Evocation)



Level: Clr 4, Pal 4, Tempus 4  
Duration: 1 round/level  
Area of Effect: 60-foot radius  
Range: Caster  
Casting Time: 7  
Saving Throw: None

By reciting a sacred passage or declaration, the caster invokes his deity's blessing upon himself and his allies, while sowing confusion and weakness among his enemies. The caster's allies gain a +2 bonus to their attack and saving throws, and enemies of the caster receive a -2 penalty to their attacks and saving throws. This spell does not nullify a prayer spell - the two may be cast in tandem, and the effects are cumulative.

#### Remove Curse (Abjuration)



Level: Brd 3, Clr 3, Sor/Wiz 4  
Duration: Permanent  
Area of Effect: Special  
Range: Touch  
Casting Time: 6  
Saving Throw: None

Upon casting this spell, the caster is usually able to remove a curse on an object, on a person, or in the form of some undesired sending or evil presence. Note that the Remove Curse spell does not remove the curse from a cursed shield, weapon, or suit of armor, for example, although the spell typically enables the person afflicted with any such cursed item to get rid of it. Certain special curses may not be countered by this spell, or may be countered only by a caster of a certain level or more.

#### Remove Disease (Abjuration)



Level: Brd 3, Clr 3, Drd 3, Rgr 3  
Duration: Instantaneous  
Area of Effect: 1 creature  
Range: Touch  
Casting Time: 1 round  
Saving Throw: None

When this spell is placed on a diseased individual, it immediately cures them and restores 5 lost hit points.

#### Remove Fatigue (Transmutation)



Level: Clr 4, Ilmater 2  
Duration: Instantaneous  
Area of Effect: 1 creature  
Range: Touch  
Casting Time: 1 round  
Saving Throw: None

This spell restores the stamina of the creature touched, rendering the creature as if freshly awakened from a night of perfect sleep. Spellcasters will still need to rest their minds for 8 hours in order to prepare or ready their spells however.

#### Remove Fear (Abjuration)



Level: Clr 1  
Duration: 10 minutes  
Area of Effect: 30-foot radius  
Range: Close  
Casting Time: 1  
Saving Throw: None

This spell instills courage within all allies in the area of effect, yielding a morale bonus against fear effects. If the subject is suffering from a fear effect when receiving the spell, the fear effect is removed.

#### Remove Paralysis (Abjuration)



Level: Clr 2, Pal 2  
Duration: Permanent  
Area of Effect: 25' Radius  
Range: Close  
Casting Time: 6  
Saving Throw: None

The caster can free creatures from the effects of any paralysis or related magic (such as a ghoul touch, or a Hold Person spell). The spell does not restore ability scores reduced by penalties, damage, or loss.



### Resurrection (Necromancy)



Level: Clr 7, Lathander 8  
Duration: Instantaneous  
Area of Effect: 1 creature

Range: Touch  
Casting Time: 10 rounds  
Saving Throw: None

Restoring life to the dead is one of the cleric's most powerful spells. Resurrection can restore a character to life with full hit points; the deceased character must be in the party for this spell to work. Resurrection will not work on someone killed by a Death Spell, Finger of Death, Destruction, or Disintegrate. Unlike Raise Dead, Resurrection will work on even characters.

Note that when this spell is inscribed on a scroll, its power and range is diminished. A scroll of Resurrection only works when invoked at the place where the target died; if the caster leaves the area and attempts to resurrect his companion, the scroll will not work.

### Rigid Thinking (Enchantment)



Level: Clr 3, Bane 3  
Duration: 1 round/level  
Area of Effect: 1 creature

Range: Sight of Caster  
Casting Time: 5  
Saving Throw: Will negates

The target of this spell must make a Will save or randomly wander, attack the nearest person, or stand confused.

### Sanctuary (Abjuration)



Level: Clr 1, Selune 1  
Duration: 1 round/level  
Area of Effect: 1 Creature

Range: Touch  
Casting Time: 6  
Saving Throw: None

This spell prohibits enemies of the warded creature from taking offensive action against him. While protected by this spell, the subject cannot perform any action other than movement without breaking the spell's effects.

### See Invisibility (Divination)



Level: Brd 2, Sor/Wiz 2, Oghma 2  
Duration: Instant  
Area of Effect: Sight of Caster

Range: Sight of Caster  
Casting Time: 2  
Saving Throw: None

When the wizard casts a See Invisibility spell, he dispels any invisibility and reveals any hidden characters in the area of effect (i.e., thieves using stealth). Note: if an invisible creature enters the area of effect after the spell has already been cast, the creature will remain invisible.

### Seven Eyes (Abjuration)



Level: Sor/Wiz 7, Helm 8  
Duration: 20 rounds  
Area of Effect: Caster

Range: Caster  
Casting Time: 7  
Saving Throw: None

This spell conjures forth seven magical orbs that float in a ring above the caster's head. Each eye has a defensive and offensive ability, though once either one is used the eye will lose its power. Any subsequent castings of Seven Eyes will fail if cast before the expiration time, whether or not any eyes remain. The powers of each eye are described below.

**Eye of the Mind** - This orb protects the caster against mental attacks, such as charm, emotion, and fear. The eye may be expended as the 1st level wizard spell Charm Person.

**Eye of the Sword** - This eye deflects the first physical damaging attack that strikes the caster. The eye may be expended as the 1st level wizard spell Magic Missile (5 missiles).

**Eye of the Mage** - This eye absorbs one manifestation of fire, electrical, cold, or acid damage. The eye can also be expended as the 3rd level wizard spell Lightning Bolt (4d8 damage).



**Eye of Venom** - This eye halts any one attack or effect that could poison the caster. The eye can also be used to poison one creature, dealing 30 points of damage over a period of 30 seconds.

**Eye of the Spirit** - This eye blocks one instant-death magic attack (Death Spell, Finger of Death, Power Word Kill, Slay Living, Destruction). The wizard may instead choose to expend the eye's power similar to a ray of enfeeblement, dropping a target's strength by -10, reducing its chance to hit, and the damage it deals.

**Eye of Fortitude** - This eye blocks one stunning, deafness, blindness, or silence effect. It may alternatively be expended as the 4th level wizard spell, Shout.

**Eye of Stone** - This eye shields the caster from a single petrification attack. It can also be used as the spell, Hold Person.

Any subsequent castings of Seven Eyes will fail if cast before the original spell expires, whether or not any eyes remain.

### Shades (Illusion)



Level: Brd 6, Sor/Wiz 6, Mask 7  
Duration: 1 round/level  
Area of Effect: Special

Range: Sight of Caster  
Casting Time: 6  
Saving Throw: None

This spell shapes material from the Demiplane of Shadow into an illusionary monster under control of the caster. This shadowy creature has only 60% of the hit points of its real-world counterpart, although its attacks do full damage. More powerful shadow creatures are summoned at higher caster levels.

### Shadow Conjurion (Illusion)



Level: Brd 5, Sor/Wiz 4, Mask 5  
Duration: 1 round/level  
Area of Effect: Special

Range: Sight of Caster  
Casting Time: 4  
Saving Throw: None

This spell shapes material from the Demiplane of Shadow into an illusionary monster under control of the caster. This shadowy creature has only 20% of the hit points of its real-world counterpart, although its attacks do full damage. More powerful shadow creatures are summoned at higher caster levels.

### Shambler (Conjuration)



Level: Dru 9  
Duration: 8 hours  
Area of Effect: Special

Range: Sight of Caster  
Casting Time: 1 round  
Saving Throw: None

This spell creates a shambling mound of 11 HD which willingly aid the caster in combat or whatever other duties it is assigned and has the capability to carry out.

### Shield (Abjuration)



Level: Sor/Wiz 1  
Duration: 5 rounds/level  
Area of Effect: Caster

Range: Caster  
Casting Time: 1  
Saving Throw: None

Shield creates an invisible, mobile disk of force that hovers in front of the caster. It negates Magic Missile attacks directed at the caster. The disk also intercepts attacks, providing +7 AC and +3 on Reflex saves against attacks that affect an area.

### Shield of Lathander (Conjuration) [Good]



Level: Clr 5, Lathander 4  
Duration: 2 rounds  
Area of Effect: 1 creature

Range: Touch  
Casting Time: 8  
Saving Throw: None

This spell grants the target a 3/- damage resistance bonus to bludgeoning, slashing, piercing, fire, cold, acid, and electricity damage for the duration of the spell.

#### Shillelagh (Transmutation)



Level: Drd 1  
Duration: 10 rounds / level  
Area of Effect: Caster

Range: Caster  
Casting Time: 2  
Saving Throw: None

This spell creates a magical cudgel that is +1 attack bonus and inflicts 1d10+1 bludgeoning damage per strike.

#### Shocking Grasp (Transmutation)



Level: Sor/Wiz 1, Talos 1  
Duration: Special  
Area of Effect: 1 creature

Range: Touch  
Casting Time: 1  
Saving Throw: None

This spell imbues the caster's hands with a powerful electrical charge that will release when a successful touch attack is made. The attack deals 1d8 points of electrical damage +1 point per caster level. The electrical charge is sufficient for one successful attack, and once an opponent has been touched, the spell's energy is used up.

#### Shout (Evocation)



Level: Brd 4, Sor/Wiz 4, Oghma 4  
Duration: Instantaneous  
Area: Cone

Range: Close (30 ft. long, 10 ft. diameter)  
Casting Time: 1  
Saving Throw: Fortitude partial (see text)

The caster emits an ear-splitting yell that deafens and damages creatures in its path. Any creature within the area of effect is deafened for 2d6 rounds and takes 2d6 points of damage. A successful save negates the deafness and reduces the damage by half.

#### Shroud of Flame (Evocation)



Level: Sor/Wiz 5  
Duration: 5 rounds  
Area of Effect: 1 creature

Range: Sight of Caster  
Casting Time: 5  
Saving Throw: Reflex negates

This spell causes a creature to burst into flames if it fails a Reflex save. The creature will burn for 3d6 points of damage every round, and goutts of flame erupt from the burning target, causing any creatures within ten feet of the target to take 1d6 points of damage from the flames. Anyone hit by the victim's flames must also make a Reflex save to avoid contracting the shroud themselves.

#### Silence (Illusion)



Level: Brd 2,Clr 2, Bane 2  
Duration: 2 rounds/level  
Area of Effect: 15-ft.-radius

Range: Sight of Caster  
Casting Time: 5  
Saving Throw: Will negates or none

Upon casting this spell, silence prevails in the affected area. If cast upon an unwilling creature, the creature can make a Will save to negate the spell's effects. If cast at a point in space, anything that enters the area of effect is unable to emit sound without a save.

#### Skull Trap (Necromancy)



Level: Sor/Wiz 3  
Duration: Special  
Area of Effect: Special

Range: Sight of Caster  
Casting Time: 3  
Saving Throw: Reflex half

Upon casting this spell, a skull is thrown by the caster at the target area. The skull floats in the area until a creature comes within 5 feet of it. When this happens the skull is triggered and explodes, damaging everyone within a 10-foot radius. The damage inflicted is equal to 1-6 hit points per level of the caster. When casting this spell it is wise to set it far away from the party, lest they set it off accidentally. Resting or leaving the area the Skull Trap is in will make it disappear harmlessly. A successful Reflex save will do 50% less damage.

#### Slay Living (Necromancy)



Level: Clr 5, Talos 5  
Duration: Instantaneous  
Area of Effect: 1 creature

Range: Touch  
Casting Time: 1 round  
Saving Throw: Fortitude partial

This spell imbues the caster's hands with destructive negative energy that will release when a successful touch attack is made. This attack will instantly slay a living creature unless a Fortitude save is made, in which case the creature takes 3d6 + 1/level points of magic damage instead. This spell has no effect on undead or constructs.

#### Sleep (Enchantment)



Level: Brd 1, Rgr 2, Sor/Wiz 1, Mask 1  
Duration: 5 rounds/level  
Area of Effect: 15-foot radius

Range: Sight of Caster  
Casting Time: 1  
Saving Throw: None

A Sleep spell causes a comatose slumber to come upon creatures in the area of effect. A maximum of 2d4 hit dice of living creatures are affected, though creatures with 5 or more hit dice are immune. Sleeping creatures are helpless, but will awaken upon taking damage.

#### Slow (Transmutation)



Level: Brd 3, Sor/Wiz 3  
Duration: 1 round/level  
Area of Effect: 20-foot radius

Range: Sight of Caster  
Casting Time: 3  
Saving Throw: Will negates

Slow causes creatures to move and attack at 1/2 of their normal rates. It negates Haste, but does not otherwise affect magically speeded or slowed creatures. Slowed creatures suffer -2 to attack bonus, -2 to dodge bonus, and -2 to their reflex saves. To make matters worse, creatures save at -4 vs. this spell.

#### Smashing Wave (Evocation)



Level: Drd 5, Rgr 5  
Duration: Instantaneous  
Area of Effect: 5-foot wide wave

Range: 40 feet  
Casting Time: 1 round  
Saving Throw: Reflex half

This spell summons a wave of water that moves in the direction will by the caster, striking all in its path with massive force. The wave deals 1d8 crushing damage per caster level (maximum 15d8), and in addition, there is a 25% chance a creature struck is stunned for 2 rounds, and a 5% chance the creature is knocked unconscious. If the creature struck makes a successful Reflex save, the damage is reduced by half and the creature avoids being stunned or knocked unconscious.

#### Snakebite (Transmutation)



Level: Drd 3, Rgr 4  
Duration: 1 round/level  
Area of Effect: Caster

Range: Caster  
Casting Time: 5  
Saving Throw: Fortitude negates

This spell transforms the caster's hands and arms into snakes which can be employed in combat, attacking twice per round. Each attack deals 1d3 piercing damage and the target must roll a Fortitude save or be poisoned - the poison paralyzes and deals 6 poison damage per round over the next 4 rounds.



### Snilloc's Snowball Swarm (Evocation)



Level: Sor/Wiz 2

Duration: Instantaneous

Area of Effect: 10-foot radius burst

Range: Sight of caster

Casting Time: 2

Saving Throw: Reflex half

This spell causes a flurry of snowballs to erupt from a point within range. The swarm of snowballs deals 2d6 points of cold damage. For every two caster levels beyond 3rd, the snowballs deal an extra die of damage, to a maximum of 5d6 at 9th level or higher. Fire-based creatures suffer double damage if they fail their save.

### Sol's Searing Orb (Evocation)



Level: Clr 6, Drd 6, Rgr 6

Duration: Instantaneous

Area of Effect: 1 creature

Range: Sight of Caster

Casting Time: 6

Saving Throw: Fortitude half

Upon completion of this spell the caster hurls a brilliant, blazing sphere at a target creature. When it hits it explodes in a flash of light, blinding the target creature and dealing 6d12 points of fire damage. A successful Fortitude save avoids the blindness and halves the damage. Dwarf and gray dwarves must make their saving throw against blindness at a -4 penalty. Undead creatures are particularly vulnerable to this spell and take double damage.

### Soul Eater (Necromancy)



Level: Sor/Wiz 6, Mask 7

Duration: Instantaneous

Area of Effect: 10-foot radius

Range: Sight of Caster

Casting Time: 5

Saving Throw: Fortitude negates

This spell deals 3d8 damage to all living creatures within a 10-foot radius. Any creatures that die as a result of this damage are obliterated and their essence is transformed into a 3 hit dice skeleton under control of the caster. Also, for each creature that dies in this manner the caster receives a +1 bonus to Strength, Dexterity, and Constitution for 1 turn. Soul Eater has no effect on undead, constructs, and elemental creatures.

### Spell Resistance (Transmutation)



Level: Clr 5, Pal 5

Duration: 1 rounds / level

Area of Effect: 1 creature

Range: Touch

Casting Time: 1 round

Saving Throw: None

This spell grants the recipient a spell resistance of 12 + 1 per level of the caster. This effect will last for the duration of the spell or, ironically enough, until dispelled. This spell will replace whatever spell resistance that the creature already has, so it is possible that the recipient could have his spell resistance lowered by the spell.

### Spell Shield (Abjuration)



Level: Clr 2, Helm 2

Duration: 5 rounds

Area of Effect: 1 creature

Range: Sight of Caster

Casting Time: 2

Saving Throw: None

This spell grants a +3 bonus to Will saves for the duration of the spell.

### Spider Spawn (Conjuration)



Level: Sor/Wiz 4

Duration: 5 rounds + 1 round/level

Area of Effect: Special

Range: Sight of Caster

Casting Time: 6

Saving Throw: None

This spell conjures a large spider which is brought under the caster's telepathic control. The type of spider that appears depends upon the level of the caster:

7th : Giant spider

9th : Phase spider

12th+ : Sword spider

### Spike Growth (Transmutation)



Level: Drd 3

Duration: 10 rounds

Area of Effect: 20-foot radius

Range: Sight of Caster

Casting Time: 6

Saving Throw: Reflex partial

This spell transforms the surrounding terrain into spiky plants. Any creature entering the area takes 1d4 points of piercing damage and must make a Reflex save or suffer injuries to the feet that slow the character's speed by one-third.

### Spike Stones (Transmutation)



Level: Drd 4

Duration: 12 rounds

Area of Effect: 15-foot radius

Range: Sight of Caster

Casting Time: 6

Saving Throw: Reflex half

This spell warps the surrounding rock, reshaping the terrain into spiked projections that blend into the background. Any creature entering the area takes 1d8 hit points of piercing damage per round and must make a Reflex save or have its movement rate reduced by half.

### Spirit Armor (Necromancy)



Level: Brd 4, Sor/Wiz 4

Duration: 5 rounds/level

Area of Effect: 1 creature

Range: Touch

Casting Time: 3

Saving Throw: None

This spell creates a corporeal barrier around the target's body by tapping into the target's life force. The armor itself is weightless, and does not hinder movement or spell casting. In addition, the Spirit Armor will not work cumulatively with any other armor, however, dexterity, deflection, and shield bonuses still apply. While in effect, the armor bonus is +6, as if he were wearing splint mail. Also, due to the magical nature of the spell, the recipient will receive a +3 bonus to Reflex saves. There is a danger to using the target's life force to power the spell, as when the spell expires, the external portion of the spirit is temporarily lost and 2d4 points of damage is incurred.

### Spiritual Weapon (Evocation)



Level: Clr 2

Range: Caster

Saving Throw: None

Casting Time: 5

Duration: 1 round/level

By calling upon his deity, the caster brings into existence a magical hammer, which may be used as a weapon. This hammer is composed of pure force and can be used to strike targets from a safe distance, dealing 1d8 bludgeoning damage per strike.

### Spiritual Wrath (Evocation)



Level: Drd 6, Pal 6, Helm 7, Tempus 6

Duration: Instantaneous

Area of Effect: Special

Range: Sight of Caster

Casting Time: 2

Saving Throw: Reflex half

Upon completion of this spell, the caster becomes a focus of spiritual energy, which then shoots out from the caster in four directions, like lightning bolts. The caster specifies the direction of one of the bolts and the other bolts shoot opposite and perpendicular to that direction, completing a cross-shaped pattern. All creatures in the bolts' path take 4d10 + 2 points of magic damage, Reflex save for half. Creatures of the same moral alignment (good, neutral, evil) as the caster are unaffected by the spell.

### Star Metal Cudgel (Conjuration)



Level: Rgr 4, Drd 3  
Duration: 30 rounds  
Area of Effect: Caster

Range: Caster  
Casting Time: 7  
Saving Throw: None

This spell creates a meteoric iron magical club that is +2 attack bonus and damage, and treated as a +4 weapon for purposes of what it can hit. Proficiency, strength, and specialization bonuses and penalties apply. It does an additional 2d6 points of bludgeoning damage against undead and constructs.

### Static Charge (Transmutation)



Level: Drd 5, Rgr 6, Talos 4  
Casting Time: 1 round  
Saving Throw: Reflex half

Duration: 10 turns  
Area of Effect: Sight of Caster

Static Charge is similar to Call Lightning except it can be used indoors. Upon completion of this spell an enemy creature within the area of effect is fried by a static discharge for 1d8 electricity damage per caster level, to a maximum of 16d8 electricity damage. Once released the static charge will build up again on the caster, discharging once per turn for the duration of the spell.

### Stinking Cloud (Conjuration)



Level: Sor/Wiz 3  
Duration: 1 round/level  
Area of Effect: 30-foot radius

Range: Medium  
Casting Time: 2  
Saving Throw: Fortitude negates

Stinking Cloud creates a billowing mass of noxious vapors up to 30 feet away from the wizard. Any living creature caught within the cloud must roll a successful Fortitude save or become nauseated, making them unable to attack, cast spells, concentrate on spells, and so on. These effects last for as long as he or she remains in the cloud.

### Stone to Flesh (Transmutation)



Level: Sor/Wiz 6  
Duration: Permanent  
Area of Effect: 1 creature

Range: Medium  
Casting Time: 6  
Saving Throw: None

This spell turns a petrified creature back to normal. If one of your companions has been victimized by a basilisk or a medusa, this spell will restore them to normal health. The creature must succeed at a Fortitude save to survive the process however.

### Stoneskin (Abjuration)



Level: Sor/Wiz 4, Ilmater 6  
Duration: 10 minutes/level  
Area of Effect: Creature touched

Range: Touch  
Casting Time: 1  
Saving Throw: None

The warded creature gains resistance to blows, cuts, stabs, and slashes. The subject gains damage reduction 10/+5. (It ignores the first 10 points of damage, though a weapon with a +5 enhancement bonus or any magical attack bypasses the reduction.) Once the spell has prevented a total of 10 points of damage per caster level (maximum 150 points), it is discharged.

### Storm Shell (Abjuration)



Level: Drd 3, Rgr 3, Talos 3  
Duration: 10 rounds  
Area of Effect: Caster

Range: Caster  
Casting Time: 6  
Saving Throw: None

This spell surrounds the caster with a dark sphere of disruptive energy that moves with him. The storm shell grants a 15/- resistance bonus to fire, cold, and electricity.

### Strength of One (Transmutation)



Level: Clr 3, Pal 3  
Duration: 7 rounds  
Area of Effect: 25-foot radius

Range: Caster  
Casting Time: 3  
Saving Throw: None

When this spell is cast all allies in the area of effect are granted a +3 Strength bonus for the duration of the spell.

### Suffocate (Transmutation)



Level: Sor/Wiz 7, Bane 7  
Duration: 4 rounds  
Area of Effect: 10-foot radius

Range: Sight of Caster  
Casting Time: 7  
Saving Throw: Fortitude half

This spell draws the breath out of all creatures within the area of effect. Creatures that do not breathe are unaffected. Suffocating creatures suffer -4 to armor class, -6 to Dexterity, half movement rate, and take 4d8 points of damage per round. A successful Fortitude save negates all effects but 2d8 points of damage for one round. The effects begin to fade when the creature moves out of the area of effect, although it may take a round for a character to catch their second wind.

### Summon Djinni (Conjuration)



Level: Brd 7, Sor/Wiz 7  
Duration: 1 round/level  
Area of Effect: Special

Range: Sight of Caster  
Casting Time: 1 round  
Saving Throw: None

With this spell, the conjurer can cajole a djinni, a massive genie with powerful abilities, to leave the Elemental Plane of Air and enter the Prime Material plane. The djinni will serve for the duration indicated above, attacking the enemies of the caster. Casters are warned to be careful of this spell for a mistreated djinni will turn on his master at the first available opportunity. The summoned djinni does not offer wishes to the caster.

### Summon Efreeti (Conjuration)



Level: Brd 7, Sor/Wiz 7  
Duration: 8 rounds + 1 round/level  
Area of Effect: Special

Range: Sight of Caster  
Casting Time: 1 round  
Saving Throw: None

With this spell, the conjurer can cajole an efreeti, a massive genie with powerful abilities, to leave the Elemental Plane of Fire and enter the Prime Material plane. The efreeti will serve for the duration indicated above, attacking the enemies of the caster. The caster is warned to be careful of this spell, for a mistreated efreeti will turn on its master at the first available opportunity. The efreeti does not provide wishes to the caster.

### Summon Fiend (Conjuration)



Level: Sor/Wiz 8  
Duration: 15 rounds  
Area of Effect: Special

Range: Sight of Caster  
Casting Time: 1 round  
Saving Throw: None

More powerful than the 7th level variant, casting this spell summons a frenzied demon. This demon will attack everyone in the area who is not protected by a protection from evil spell. Only desperate or suicidal mages use this spell.

### Summon Invisible Stalker (Conjuration)



Level: Brd 6, Sor/Wiz 6  
Duration: 2 hours  
Area of Effect: Special

Range: Sight of Caster  
Casting Time: 1 round  
Saving Throw: None

This spell summons an invisible stalker, a creature native to the Elemental Plane of Air. This creature will obey the orders of the caster and remain until the spell duration expires or it is slain.



### Summon Monster I (Conjuration)



Level: Brd 1, Clr 1, Sor/Wiz 1  
Duration: 3 rounds + 1/level  
Area of Effect: Special

Range: Sight of Caster  
Casting Time: 6  
Saving Throw: None

This spell summons a monster who will aid the caster for the duration of the spell. The type of creature that comes is random.

### Summon Monster II (Conjuration)



Level: Brd 2, Clr 2, Sor/Wiz 2  
Duration: 3 rounds + 1/level  
Area of Effect: Special

Range: Sight of Caster  
Casting Time: 4  
Saving Throw: None

This spell summons a monster who will aid the caster for the duration of the spell. The type of creature that comes is random. The creature summoned is more powerful than creatures summoned by lesser versions of this spell.

### Summon Monster III (Conjuration)



Level: Brd 3, Clr 3, Sor/Wiz 3  
Duration: 3 rounds + 1/level  
Area of Effect: Special

Range: Sight of Caster  
Casting Time: 5  
Saving Throw: None

This spell summons a monster who will aid the caster for the duration of the spell. The type of creature that comes is random. The creature summoned is more powerful than creatures summoned by lesser versions of this spell.

### Summon Monster IV (Conjuration)



Level: Brd 4, Clr 4, Sor/Wiz 4  
Duration: 3 rounds + 1/level  
Area of Effect: Special

Range: Sight of Caster  
Casting Time: 6  
Saving Throw: None

This spell summons a monster who will aid the caster for the duration of the spell. The type of creature that comes is random. The creature summoned is more powerful than creatures summoned by lesser versions of this spell.

### Summon Monster IX (Conjuration)



Level: Clr 9, Sor/Wiz 9, Illmater, 9,  
Tempus 9, Bane 9  
Duration: 3 rounds + 1/level  
Area of Effect: Special

Range: Sight of Caster  
Casting Time: 9  
Saving Throw: None

This spell summons a monster who will aid the caster for the duration of the spell. The type of creature that comes is random. The creature summoned is more powerful than creatures summoned by lesser versions of this spell.

### Summon Monster V (Conjuration)



Level: Brd 5, Clr 5, Sor/Wiz 5  
Duration: 3 rounds + 1/level  
Area of Effect: Special

Range: Sight of Caster  
Casting Time: 7  
Saving Throw: None

This spell summons a monster who will aid the caster for the duration of the spell. The type of creature that comes is random. The creature summoned is more powerful than creatures summoned by lesser versions of this spell.



### Summon Monster VI (Conjuration)



Level: Brd 6, Clr 6, Sor/Wiz 6  
Duration: 3 rounds + 1/level  
Area of Effect: Special

Range: Sight of Caster  
Casting Time: 8  
Saving Throw: None

This spell summons a monster who will aid the caster for the duration of the spell. The type of creature that comes is random. The creature summoned is more powerful than creatures summoned by lesser versions of this spell.

### Summon Monster VII (Conjuration)



Level: Clr 7, Sor/Wiz 7, Tempus 7  
Duration: 3 rounds + 1/level  
Area of Effect: Special

Range: Sight of Caster  
Casting Time: 9  
Saving Throw: None

This spell summons a monster who will aid the caster for the duration of the spell. The type of creature that comes is random. The creature summoned is more powerful than creatures summoned by lesser versions of this spell.

### Summon Monster VIII (Conjuration)



Level: Clr 8, Sor/Wiz 8, Tempus 8  
Duration: 3 rounds + 1/level  
Area of Effect: Special

Range: Sight of Caster  
Casting Time: 9  
Saving Throw: None

This spell summons a monster who will aid the caster for the duration of the spell. The type of creature that comes is random. The creature summoned is more powerful than creatures summoned by lesser versions of this spell.

### Summon Nature's Ally I (Conjuration)



Level: Drd 1, Rgr 1  
Duration: 1 round/level  
Area of Effect: Special

Range: Sight of Caster  
Casting Time: 6  
Saving Throw: None

This spell summons a creature of nature who will aid the caster for the duration of the spell. The type of creature that comes is random.

### Summon Nature's Ally II (Conjuration)



Level: Drd 2, Rgr 2  
Duration: 1 round/level  
Area of Effect: Special

Range: Sight of Caster  
Casting Time: 6  
Saving Throw: None

This spell summons a creature of nature who will aid the caster for the duration of the spell. The type of creature that comes is random. The creature summoned is more powerful than creatures summoned by lesser versions of this spell.

### Summon Nature's Ally III (Conjuration)



Level: Drd 3, Rgr 3  
Duration: 1 round/level  
Area of Effect: Special

Range: Sight of Caster  
Casting Time: 6  
Saving Throw: None

This spell summons a creature of nature who will aid the caster for the duration of the spell. The type of creature that comes is random. The creature summoned is more powerful than creatures summoned by lesser versions of this spell.

### Summon Nature's Ally IV (Conjuration)



Level: Drd 4, Rgr 4  
Area of Effect: Special  
Casting Time: 6

Duration: 1 round/level  
Range: Sight of Caster  
Saving Throw: None

This spell summons a creature of nature who will aid the caster for the duration of the spell. The type of creature that comes is random.

### Summon Nature's Ally V (Conjuration)



Level: Drd 5, Rgr 5  
Area of Effect: Special  
Casting Time: 6

Duration: 1 round/level  
Range: Sight of Caster  
Saving Throw: None

This spell summons a creature of nature who will aid the caster for the duration of the spell. The type of creature that comes is random.

### Summon Nature's Ally VI (Conjuration)



Level: Drd 6, Rgr 6  
Area of Effect: Special  
Casting Time: 6

Duration: 1 round/level  
Range: Sight of Caster  
Saving Throw: None

This spell summons a creature of nature who will aid the caster for the duration of the spell. The type of creature that comes is random.

### Summon Nature's Ally VII (Conjuration)



Level: Drd 7  
Area of Effect: Special  
Casting Time: 6

Duration: 1 round/level  
Range: Sight of Caster  
Saving Throw: None

This spell summons a creature of nature who will aid the caster for the duration of the spell. The type of creature that comes is random.

### Summon Nature's Ally VIII (Conjuration)



Level: Drd 8  
Area of Effect: Special  
Casting Time: 6

Duration: 1 round/level  
Range: Sight of Caster  
Saving Throw: None

This spell summons a creature of nature who will aid the caster for the duration of the spell. The type of creature that comes is random.

### Summon Nature's Ally IX (Conjuration)



Level: Drd 9  
Area of Effect: Special  
Casting Time: 6

Duration: 1 round/level  
Range: Sight of Caster  
Saving Throw: None

This spell summons a creature of nature who will aid the caster for the duration of the spell. The type of creature that comes is random.

### Summon Shadow (Necromancy)



Level: Brd 5, Sor/Wiz 5  
Duration: 1 round + 1 round/level  
Area of Effect: Special

Range: Sight of Caster  
Casting Time: 5  
Saving Throw: None

This spell summons a creature of living darkness, a Shadow, which will obey the will of the caster for the duration of the spell. The higher the caster level, the more powerful the Shadow summoned.



### Sunbeam (Evocation)



Level: Drd 7, Lathander 7  
Duration: 4 rounds  
Area of Effect: 15-foot radius

Range: Sight of Caster  
Casting Time: 4  
Saving Throw: Reflex negates and half

This spell allows the caster to evoke dazzling beams of intensely hot light. All creatures in the beam are blinded and take 3d6 points of damage. A successful Reflex save negates the blindness and reduces the damage by half. Undead creatures, fungi, mold, oozes, slimes and other fungoid creatures caught in the ray suffer 1d6 points of damage per caster level (maximum 20d6).

### Sunfire (Evocation)



Level: Sor/Wiz 5  
Duration: Instantaneous  
Area of Effect: 30-foot radius

Range: Caster  
Casting Time: 3  
Saving Throw: Reflex half

A sunfire is an explosive burst of flame similar to a fireball but centered on the caster. All creatures in the area of effect except for the caster are burned for 1d6 fire damage per caster level (to a maximum of 15d6 fire damage). A successful Reflex save halves the damage. This spell blinds drow and gray dwarves if a Reflex save is failed.

### Sunscorch (Evocation)



Level: Drd 1, Rgr 1, Lathander 1, Selune 1  
Duration: Instantaneous  
Area of Effect: 1 creature

Range: Sight of Caster  
Casting Time: 4  
Saving Throw: Reflex half

Upon completion of this spell a brilliant ray of scorching heat fires down from the sky and burns the target creature for 1d6 + 1 fire damage per level of the caster (to a maximum of 1d6 + 15). Undead creatures and monsters vulnerable to bright light take 1d6 + 2 fire damage per level of the caster (to a maximum of 1d6 + 30). In addition to sustaining damage, victims are also blinded for 3 rounds. If the target creature makes a successful Reflex save it will avoid the blindness and take half damage. Drow and grey dwarves are blinded by the spell for 3 rounds (no save allowed).

### Symbol of Death (All)



Level:Clr 8, Sor/Wiz 8, Oghma 8  
Duration: Instantaneous  
Area of Effect: 30-foot radius

Range: Sight of Caster  
Casting Time: 3  
Saving Throw: Fortitude negates

This spell conjures forth a magical glyph imbued with magical power that channels its effects through anyone capable of seeing it. Creatures must make a Fortitude save or die. One or more creatures within the radius, whose combined total hit points do not exceed 150, are susceptible to the symbol's effects.

### Symbol of Fear (All)



Level:Clr 8, Sor/Wiz 8, Oghma 6  
Duration: 10 rounds  
Area of Effect: 30-foot radius

Range: Sight of Caster  
Casting Time: 3  
Saving Throw: Will negates

This spell conjures forth a magical glyph imbued with magical power that channels its effects through anyone capable of seeing it. Creatures are allowed a Will save to resist this spell. If failed, creatures will be affected by a powerful version of the Fear spell.



### Symbol of Hopelessness (All)



Level: Clr 8, Sor/Wiz 8, Oghma 7  
Duration: 10 rounds  
Area of Effect: 30-foot radius

Range: Sight of Caster  
Casting Time: 3  
Saving Throw: Will negates

This spell conjures forth a glyph imbued with magical power that channels its effects through any enemy creatures capable of seeing it. Creatures affected will be overwhelmed by dejection and remain motionless or will lose all hope of winning in combat and flee. A successful Will save will resist the effects.

### Symbol of Pain (All)



Level: Clr 8, Sor/Wiz 8, Ilmater 8  
Duration: 10 minutes/level  
Area of Effect: 30-foot radius

Range: Sight of Caster  
Casting Time: 3  
Saving Throw: Fortitude negates

This spell conjures forth a magical glyph imbued with magical power that channels its effects through any enemy creatures capable of seeing it. Creatures affected will suffer wracking pains throughout their body, reducing their Dexterity scores by 2 and impose a -4 penalty on attack rolls, skill checks and ability checks (Fortitude negates).

### Symbol of Stunning (All)



Level: Clr 8, Sor/Wiz 8  
Duration: 5 rounds  
Area of Effect: 30-foot radius

Range: Sight of Caster  
Casting Time: 3  
Saving Throw: Fortitude negates

This spell conjures forth a magical glyph imbued with magical power that channels its effects through anyone capable of seeing it. One or more creatures with the radius whose total hit points do not exceed 250 become stunned (Fortitude negates). A stunned creature can't act and loses any Dexterity bonuses to AC. Attackers gain +2 bonuses to attack it.

### Tenser's Transformation (Transmutation)



Level: Sor/Wiz 6  
Duration: 1 round/level  
Area of Effect: Caster

Range: Caster  
Casting Time: 6  
Saving Throw: None

The caster becomes a virtual fighting machine — stronger, tougher, faster, and more skilled in combat. The caster's mindset changes so that he relishes combat and can't cast spells. The caster gains 1d6 temporary hit points per caster level, a +4 natural armor bonus to AC, +2d4 Strength, +2d4 Dexterity, +1 base attack bonus per two caster levels (which may give you an extra attack) and a +5 bonus to Fortitude saves. The caster attacks opponents with melee or ranged weapons, even resorting to unarmed attacks if that's all he can do.

### Thorn Spray (Transmutation)



Level: Drd 4  
Duration: Instantaneous  
Area of Effect: 30-foot long, 25-foot wide cone  
Range: Special  
Casting Time: 3  
Saving Throw: Reflex half

By means of this spell, the caster can cause a spray of barbs, spikes, thorns, and spines to spring forth from his hand. The thorn spray inflicts 6d10 piercing damage to all creatures within the area of effect with a Reflex save for half damage.

### Tortoise Shell (Abjuration)



Level: Drd 3  
Duration: 10 rounds  
Area of Effect: 1 creature

Range: Close  
Casting Time: 2  
Saving Throw: None



Upon completion of this spell, a large hemispherical shell resembling that of a tortoise encases the target creature, shielding it from the outside world. The creature encased can take no action but in turn is impervious to all effects. The tortoise shell has 100 hit points.

### Tremor (Transmutation)



Level: Clr 8, Drd 9, Talos 7  
Duration: Instantaneous  
Area of Effect: Sight of Caster

Range: Caster  
Casting Time: 1 round  
Saving Throw: Reflex negates

This spell causes a local tremor to rip through the ground. Enemies within sight of the caster suffer 4d10+2 points of bludgeoning damage and must make a Reflex save or be knocked unconscious for 3 rounds.

### Trollish Fortitude (Necromancy)



Level: Sor/Wiz 6  
Duration: 20 rounds  
Area of Effect: Caster

Range: Caster  
Casting Time: 6  
Saving Throw: None

This spell imbues the caster with the resilience of a troll, allowing the caster to regenerate 5 hit points per round up to his/her maximum hit points.

### Undead Ward (Necromancy)



Level: Clr 5, Pal 5, Selune 5  
Duration: 10 rounds  
Area of Effect: 20-foot radius

Range: Caster  
Casting Time: 7  
Saving Throw: None

This spell amplifies the influence the caster has over undead, though it is tied to the area surrounding the caster where cast and does not move. Any undead creature entering the area of effect is affected as if turned by the caster that invoked this spell. If the turning fails, the undead creature is immune to further turning attempts by the spell unless it leaves and reenters the area of effect.

### Unholy Blight (Evocation) [Evil]



Level: Clr 4, Mask 5  
Duration: Instantaneous  
Area of Effect: 20-foot radius

Range: Medium  
Casting Time: 3  
Saving Throw: Fortitude partial

This spell calls upon unholy power to smite your enemies. Any creatures of good alignment within the area of effect take 1d8 damage (maximum 5d8) per two caster levels and sickens them for 1d4 rounds. A successful Fortitude save reduces damage to half and negates the sickening effect. Neutral creatures take half damage and are not sickened.

### Vampiric Touch (Necromancy)



Level: Sor/Wiz 3  
Duration: Special  
Area of Effect: Living creature touched

Range: Touch  
Casting Time: 3  
Saving Throw: None

This spell imbues the caster's hands with the ability to drain life. When a successful melee touch attack is made, the victim loses 1d6 hit points for every two caster levels (maximum 10d6). These hit points are added to the caster, with any hit points over the caster's normal maximum total treated as temporary bonus hit points. The temporary hit points disappear after 1 hour.

### Vipergout (Conjuration)



Level: Sor/Wiz 7  
Duration: 1 round/level  
Area of Effect: Caster

Range: Caster  
Casting Time: 7  
Saving Throw: None

This spell summons vipers which leap forth from the caster's mouth to attack her enemies. Starting on the round the spell is completed, the caster spits forth one viper each round for the duration of the spell. Spat vipers land at the caster's feet and stay for 3 rounds. Until the caster has brought forth all the snakes summoned by this spell, she cannot cast spells.

#### Vitriolic Sphere (Conjuration)



Level: Sor/Wiz 4  
Duration: Special  
Area of Effect: Special

Range: Sight of Caster  
Casting Time: 4  
Saving Throw: Reflex half

This spell conjures a sphere of glowing emerald acid that the caster can direct to strike any target within range. When it reaches its target, the sphere explodes and drenches the victim in potent acid. The victim suffers 1d4 points of acid damage per caster level, to a maximum of 12d4 points of damage. After the initial damage, the victim must make a saving throw to avoid more damage. If unsuccessful, the victim continues to suffer acid damage in the following rounds, sustaining two less dice of damage each round. For example, an 8th-level wizard inflicts 8d4 damage with this spell on the first round, 6d4 on the second round, 4d4 on the third round, 2d4 on the fourth round, and the spell ends on the fifth round. Each round the victim is entitled to a Reflex save to avoid further damage. The vitriolic sphere also splashes acid in a 5-foot radius around the primary target. Any creatures within the splash radius must roll a Reflex save or suffer a splash hit that inflicts 1d4 points of damage per every five levels of the caster. Splash hits do not cause continuing damage.

#### Vocalize (Transmutation)



Level: Brd 2, Sor/Wiz 2  
Duration: 10 rounds  
Area of Effect: 1 creature

Range: Touch  
Casting Time: 2  
Saving Throw: None

The recipient of this spell can cast spells with a verbal component without having to make any noise, so long as the casting takes place entirely within the duration of the Vocalize spell. This spell has no effect on other noises or speech - it simply removes a spell's verbal component. This spell is a great counter for Silence 15' Radius.

#### Wall of the Banshee (Necromancy)



Level: Brd 8, Sor/Wiz 9, Oghma 9, Talos 9  
Duration: Instantaneous  
Area of Effect: 30-foot radius

Range: Caster  
Casting Time: 9  
Saving Throw: Fortitude negates

The caster emits a terrible scream that kills creatures who hear it (except for the caster). Spell effects 1 creature per level of the caster.

#### Wall of Fire (Evocation)



Level: Drd 5, Sor/Wiz 4  
Duration: 5 rounds  
Area of Effect: 20-foot long, 5-foot wide wall

Range: Sight of Caster  
Casting Time: 4  
Saving Throw: None

This spell brings into existence an immobile, blazing curtain of shimmering fire. Any creature passing through the wall takes 2d6 + 1 fire damage per caster level to a maximum of 2d6 + 20 fire damage.

#### Wall of Moonlight (Evocation)



Level: Drd 4, Selune 5  
Duration: 5 rounds  
Area of Effect: 20-foot long, 5-foot wide wall

Range: Sight of Caster  
Casting Time: 7  
Saving Throw: None

This spell invokes a shimmering tapestry of blue-white force. This wall is intangible, requiring no physical



anchor, and can easily be passed through. Evil creatures passing through the wall take 2d10 magic damage. Undead creatures passing through the wall take 5d10 magic damage. A creature that has passed through the wall can only take damage from it once. Only one Wall of Moonlight may be in effect at any time.

#### Web (Conjuration)



Level: Sor/Wiz 2  
Duration: 15 rounds  
Area of Effect: 15-foot radius

Range: Sight of Caster  
Casting Time: 2  
Saving Throw: Reflex negates

Web creates a many-layered mass of strong, sticky strands, similar to spider webs, but much larger and tougher. Creatures within the area of effect who fail a Reflex save suffer a -2 penalty to attack rolls, -4 penalty to Dexterity, and can't move. An entangled character who attempts to cast a spell must make a Concentration check or lose the spell.

#### Whirlwind (Evocation)



Level: Drd 8, Talos 6  
Duration: 10 rounds  
Area of Effect: Special

Range: Sight of Caster  
Casting Time: 9  
Saving Throw: Reflex partial

This spell creates a small whirlwind near the caster, which the caster can direct to a location within his sight. Once the whirlwind reaches its destination, the caster will lose control and the whirlwind will fly around randomly, harming friend and foe alike. The caster is immune to their own spell, and elementals and other huge creatures are also unaffected. If a creature is caught in the path of the whirlwind, it takes 2d8 crushing damage, 2d8 slashing damage, and must make a successful reflex save or be stunned for 2 rounds. Creatures with 2 hit dice or less are automatically killed by this spell. A maximum of 8 targets may be affected, after which the whirlwind will dissipate.

#### Wyvern Call (Conjuration)



Level: Sor/Wiz 6  
Duration: 1 round/level  
Area of Effect: Special

Range: Sight of Caster  
Casting Time: 1 round  
Saving Throw: None

When this spell is cast, the wizard opens up a magical channel that will summon a wyvern to his aid. The wyvern will remain under the wizard's control and will live and die at his command until the spell duration expires.



## OUTFITTING YOURSELF

The Inventory Page and how to equip items are discussed in the interface section on Inventory in the Game Guide. (See Table 8 on page 147 for listings of Armor Class bonuses.)

### Armor

**Full Plate Armor:** The best (and heaviest) armor a warrior can buy, both in appearance and protection. The perfectly fitted interlocking plates are specially angled to deflect arrows and blows, and the entire suit is carefully adorned with rich engraving and embossed detail.

**Plate Mail:** A combination of chain armor with metal plates covering the vital areas such as the chest, abdomen and groin. The weight is distributed over the whole body and the whole thing is held together with buckles and straps.

**Splint Mail:** A type of mail in which the metal strips are applied vertically to the backing of chain or leather. This armor is strong and relatively inexpensive compared to plate mail.

**Chainmail:** Chainmail is made of interlocking metal rings. It is always worn over a layer of padded fabric or soft leather to prevent chafing and lessen the impact of blows.

**Studded Leather:** This armor is made from leather (not hardened as with normal leather armor) reinforced with close-set metal rivets.

**Leather:** This armor is made of leather hardened in boiling oil and then shaped into breastplate and shoulder protectors. The remainder of the suit is fashioned from more flexible, somewhat softer materials.

### Shields

**Tower Shield:** Also known as the kite or tower shield, this massive metal or wooden shield reaches nearly from the chin to the toe of the user. It must be firmly fastened to the forearm and the shield hand must firmly grip it at all times.

**Large Shield:** This shield is carried in the same manner as a small shield. Medium shields are usually made of metal, range from 3'-4' in diameter, and can be of any shape, from round to square to a spread dragon's wings. A typical medieval shield resembles a triangle with one point facing downward.

**Small Shield:** The small shield is usually round and is carried on the forearm, gripped with the shield hand. Its light weight as compared to a medium shield permits the user to carry other items in that hand, although he cannot wield or carry another weapon.

**Buckler:** Bucklers are slightly smaller versions of small shields.

### Clothing and Jewelry

**Amulets:** Amulets are jewelry (sometimes magical) suspended from a chain worn around the neck. Only one amulet can be worn at a time.

**Boots:** Boots are normally hand-made by cobblers. Common boots are made by using a form, but good boots are designed for the foot of an individual.

**Bracers:** These thick bands of metal or leather are strapped, belted, or tied to a character's forearm.

**Cloak:** Cloaks can be made in every possible shape with just about every type of fabric. The most common forms are a circular piece of fabric with a hole in the center for the head, and fabric draped from neck, connected by a chain, brooch, cord, or pins.



**Gauntlets:** Gauntlets are armored gloves. They can be made of leather, metal plates, or chainmail. Every suit of armor is assumed to include gauntlets of an appropriate type. Magical gauntlets tend to be finer, lighter, and more easily worn than normal varieties.

**Girdles:** Girdles are similar to belts. Unlike belts, girdles are not used to hold up pants and dungarees, but to carry pouches, scabbards, and the like.

**Helmets:** Helmets, made of reinforced leather or metal, cover most of the head, save the face and neck. Helmets protect against critical hits.

**Necklace:** A necklace is a piece of ornamental metal jewelry usually made of silver, gold, or other precious metal, and adorned with gems. A necklace is always worn on the neck and can be of any length.

**Rings:** Rings are worn on the fingers and often carry an enchantment. One can be worn on each hand.

## ARMING YOURSELF

See Tables 6&7 on pages 145-146 for listing of weapon cost, type, damage, threat range and proficiency type. Here are some brief descriptions of the weapons, missile weapons and ammo you can find in Icewind Dale II:

**Arrows:** The flight arrow, as its name implies, is built for distance. These are lightweight arrows and are often used for hunting. Most of these arrows are made of ash or birch and are 30 to 40 inches long.

**Bastard Sword:** Also known as the hand-and-a-half sword, the bastard sword derives its name from the fact that it is halfway between the two-handed sword and the longsword. The bastard sword has a double-edged blade and a long grip. The overall length of the bastard sword ranges between four feet and four feet ten inches.

**Battle Axe:** The most common version of the battle axe is a stout pole about four feet in length with a single-edged, trumpet-shaped blade mounted on one end.

**Bolt:** Bolts are the ammunition fired by crossbows regardless of the weapon's size.

**Broad Sword:** The broad sword is a heavy military sword with a double-edged blade. Although a little slower than a longsword, the broad sword tends to be more damaging.

**Bullet:** A bullet is a pellet of hardened clay or lead cast specifically as ammunition for the sling.

**Club:** Most clubs are stout, hardwood sticks, narrow at the grip and wider at the end. Anyone can find a good stout piece of wood and swing it; hence the club's widespread use. Note that wizards in Icewind Dale II can use clubs.

**Crossbow:** A crossbow is a bow mounted crosswise on a wooden or metal stock. The crossbow fires a quarrel (also called a bolt).

**Dagger:** The typical dagger has a pointed, double-edged blade, as opposed to a knife, which has a single edge and is a bit shorter.

**Dart:** The dart is a small missile weapon that is thrown rather than fired from a bow or other launcher.

**Flail:** The flail is a sturdy wooden handle attached to an iron rod, a wooden rod with studs, or a studded iron ball. Between the handle and its implement is either a hinge or chain link.

**Halberd:** The halberd consists of a cleaver-like axe blade mounted on a staff averaging six feet in length. The axe blade is balanced at the rear with a fluke, and surmounted by a sharp spike. A halberd combines features of both a spear and an axe.

**Longbow:** This type of bow is about as long as the archer is tall, usually 6 or more feet. It has better range than the shortbow. Composite longbows are bows made from more than one type of material. This gives greater flexibility and better range.

**Longsword:** These swords are usually referred to as double-edged swords, war swords, or military swords. In many cases, the longsword has a single-edged blade. There is no single version of the longsword, and they vary in length from 35 inches to 47 inches. In the latter case, the blade is known to take up as much as 40 inches of the total length. Most longswords have a double-edged blade and a sharp point at the tip. Despite the tip, the longsword is designed for slashing, not thrusting.

**Mace:** The mace is a direct descendant of the club, being a wooden shaft with a stone or iron head. The head design varies; some being flanged, and others having pyramidal knobs.

**Morning Star:** The morning star is a wooden shaft topped with a metal head made up of an iron sheath. Morning stars have an overall length of about four feet. Some such weapons have a round, oval, or cylindrical-shaped head studded with spikes.

**Quarter Staff:** The quarter Staff is a length of wood ranging six to nine feet in length. High quality staves are made of stout oak and are shod with metal at both ends. The quarter staff is wielded with both hands.

**Scimitar:** This sword is a long, curved single-edged blade intended mostly for horsemen.

**Shortbow:** This is the earliest form of bow. Shortbows are about 5 feet long. As the years passed, attempts were made to increase bow ranges. Bows were either made longer or flexibility was increased with no change to the length. The former resulted in the longbow. Composite shortbows are bows made from more than one type of material. This gives greater flexibility and better range.

**Sling:** The basic sling consists of a leather or fabric strap with a pouch for holding a missile. The weapon is held by both ends of the strap and twirled around the wielder's head. When top speed is attained, the missile is launched by releasing one of the strap's ends.

**Spear:** One of man's earliest weapons, dating back to the most primitive of times, the first spears were wooden sticks sharpened at one end. When man mastered metals, spearheads were made from iron and steel.

**Sword, Short:** This is popular as an off-hand weapon or as a primary weapon for small characters.

**Throwing Axe:** The blade of this axe has a sharp steel tip, counterbalanced by a pointed fluke. The short handle has a point of the bottom and the head may have a spike on the top.

**Throwing Dagger:** Similar to a dagger, but balanced for throwing.

**Two-Handed Sword:** The two-handed sword is a derivative of the longsword. The blade was lengthened to 6 feet or more, and the handle extended. Two hands became necessary to properly swing the sword.

**Warhammer:** The warhammer consists of a wooden or metal shaft capped with a metal head. The head is usually a block, a cylinder, or a wedge with a flat or slightly rounded face. The heft of the head makes the hammer ideal for swinging and crushing through armors of all types.

*Note that there are "Masterwork" versions of all the weapons listed above. These high quality weapons provide a bonus to hit, but they are not magical.*



## MAGICAL ITEMS AND TREASURE

Your party will come across a wealth of gold during their adventures, but there will be other treasures that your characters will not want to sell or give away, most notably magic items. Magical items are powerful aids. With them, characters can gain bonuses in combat, cast spells with a mere word, withstand the fiercest fire, and perform feats impossible by any other means. Not all magical items are beneficial, however. Some are cursed, the result of faulty construction or the deliberate handiwork of an evil or vengeful wizard.

Unidentified magical items are tinted blue; items that cannot be used by the current character are tinted red. Items that can be used with the Use Magic Device special ability are tinted yellow.

**Magical Weapons:** There can be a magical version of nearly any type of normal weapon. By far the most common magical weapons are swords and daggers. A magical weapon typically gives a +1 or greater bonus, increasing a character's chance to hit and damage. Whether they are simply quicker on the attack, or sharper than normal steel, magical weapons give results far beyond those of the finest-crafted non-magical blade. A rare few weapons have even greater powers.

When you find a magical weapon, more than likely you will not know its properties. These properties must be learned through research and spells. Identify spells and characters' lore abilities can provide information about a weapon's properties.

**Magical Armor:** Enchanted armor complements magical weapons. Magic armor has a +1 or better bonus to its normal Armor Class, being made stronger and finer than non-magical armor. Although such armor is generally finely made and elaborately engraved, characters can discover the armor's powers only by the same methods they use to discover the powers of magical weapons.

**Potions and Oils:** Magical potions and oils are easily found but hard to identify. They come in small bottles, jugs, pots, or vials and clearly radiate magic. The basic function of a potion may be apparent, but whether it is truly beneficial or not is only evident when consumed. Results can vary - the imbiber may discover he can resist great heat or cold, heal grievous wounds, or fearlessly face the greatest dangers. He may also find himself struck dead by a powerful poison.

**Scrolls:** Scrolls are a convenience and luxury for spell casters. By reading the incantation written on the pages, the cleric or wizard can instantly cast that spell without the need to memorize it. Some scrolls are usable by all characters, granting special but temporary protections from various dangers - evil creatures, lycanthropes, extraplanar creatures, etc. Other scrolls bear hideous curses, brought into effect at the time of their use. The only way to know what a scroll contains is to identify its contents. Wizards (but not sorcerers) can also use wizard scrolls to inscribe spells into their spellbooks. This option appears on the item's information page.

**Rings:** Magical rings are usable by many different classes and can bestow a wide range of powers. As with all magical items, some rings can harm your character. Cursed rings can be removed only with the aid of spells.

**Wands, Staves, and Rods:** These are among the most powerful of magical items. Wands are commonly used by wizards, allowing them to cast powerful spells with the flick of a wrist. Staves can be used by either a wizard or a cleric. Staves can be truly destructive, dwarfing even the potential of a wand. Rods are the rarest of all, the accoutrements of witch-kings and great lords. Wands, staves, and rods are not limitless in their power, however; each use drains them slightly until they are powerless.

**Miscellaneous Magic:** Miscellaneous magical items are where the true variety of magical treasures lies. Each item possesses some unique power. There are girdles that grant great strength, caps to make your character smarter, rare tomes that increase ability scores, and much, much more.



## TABLES

### Table 1: Character Ability Scores

The following chart applies to all of the six abilities of a character. The most important column is the Bonus Modifier column which determines the modifier for an ability. For instance, if a character has a Strength of 21, his Strength Ability Modifier would be +5.

Score	Bonus Modifier	Bonus Spells (by Spell Level)								
		1	2	3	4	5	6	7	8	9
1	-5	X	X	X	X	X	X	X	X	X
2-3	-4	X	X	X	X	X	X	X	X	X
4-5	-3	X	X	X	X	X	X	X	X	X
6-7	-2	X	X	X	X	X	X	X	X	X
8-9	-1	X	X	X	X	X	X	X	X	X
10-11	0	-	-	-	-	-	-	-	-	-
12-13	+1	1	-	-	-	-	-	-	-	-
14-15	+2	1	1	-	-	-	-	-	-	-
16-17	+3	1	1	1	-	-	-	-	-	-
18-19	+4	1	1	1	1	-	-	-	-	-
20-21	+5	2	1	1	1	1	-	-	-	-
22-23	+6	2	2	1	1	1	1	-	-	-
24-25	+7	2	2	2	1	1	1	1	-	-
26-27	+8	2	2	2	2	1	1	1	1	-
28-29	+9	3	2	2	2	2	1	1	1	1
30-31	+10	3	3	2	2	2	2	1	1	1
32-33	+11	3	3	3	2	2	2	2	1	1
34-35	+12	3	3	3	3	2	2	2	2	1
36-37	+13	4	3	3	3	3	2	2	2	2
38-39	+14	4	4	3	3	3	3	2	2	2
40-41	+15	4	4	4	3	3	3	3	2	2
42-43	+16	4	4	4	4	3	3	3	3	2
44-45	+17	5	4	4	4	4	3	3	3	3

X: Character cannot cast spells tied to this ability.

### Table 2: Experience and Level Dependent Benefits Chart

Level	XP	Class Skill Max	Cross-Class Skill Max	Feats	Ability Increase
1	0	4	2	1st	-
2	1,000	5	2	-	-
3	3,000	6	3	2nd	-
4	6,000	7	3	-	1st
5	10,000	8	4	-	-
6	15,000	9	4	3rd	-
7	21,000	10	5	-	-
8	28,000	11	5	-	2nd
9	36,000	12	6	4th	-
10	45,000	13	6	-	-
11	55,000	14	7	-	-
12	66,000	15	7	5th	3rd
13	78,000	16	8	-	-
14	91,000	17	8	-	-
15	105,000	18	9	6th	-
16	120,000	19	9	-	4th
17	136,000	20	10	-	-
18	153,000	21	10	7th	-
19	171,000	22	11	-	-
20	190,000	23	11	-	5th
21	210,000	24	12	8th	-
22	231,000	25	12	-	-
23	253,000	26	13	9th	-
24	276,000	27	13	-	6th
25	300,000	28	14	-	-
26	325,000	29	14	10th	-
27	351,000	30	15	-	-
28	378,000	31	15	-	7th
29	406,000	32	16	11th	-
30	435,000	33	16	-	-

Table 3: Base Save and Base Attack Bonuses

Level	Base Save Bonus	Fighter, Barbarian, Paladin, or Ranger Base Attack Bonus	Cleric, Druid, Rogue, Bard, or Monk Base Attack Bonus	Wizard or Sorcerer Base Attack Bonus
1	+0/+2	+1	+0	+0
2	+0/+3	+2	+1	+1
3	+1/+3	+3	+2	+1
4	+1/+4	+4	+3	+2
5	+1/+4	+5	+3	+2
6	+2/+5	+6/+1	+4	+3
7	+2/+5	+7/+2	+5	+3
8	+2/+6	+8/+3	+6/+1	+4
9	+3/+6	+9/+4	+6/+1	+4
10	+3/+7	+10/+5	+7/+2	+5
11	+3/+7	+11/+6/+1	+8/+3	+5
12	+4/+8	+12/+7/+2	+9/+4	+6/+1
13	+4/+8	+13/+8/+3	+9/+4	+6/+1
14	+4/+9	+14/+9/+4	+10/+5	+7/+2
15	+5/+9	+15/+10/+5	+11/+6/+1	+7/+2
16	+5/+10	+16/+11/+6/+1	+12/+7/+2	+8/+3
17	+5/+10	+17/+12/+7/+2	+12/+7/+2	+8/+3
18	+6/+11	+18/+13/+8/+3	+13/+8/+3	+9/+4
19	+6/+11	+19/+14/+9/+4	+14/+9/+4	+9/+4
20	+6/+12	+20/+15/+10/+5	+15/+10/+5	+10/+5
21	+7/+12	+21/+16/+11/+6/+1	+15/+10/+5	+10/+5
22	+7/+13	+22/+17/+12/+7/+2	+16/+11/+6/+1	+11/+6/+1
23	+7/+13	+23/+18/+13/+8/+3	+17/+12/+7/+2	+11/+6/+1
24	+8/+14	+24/+19/+14/+9/+4	+18/+13/+8/+3	+12/+7/+2
25	+8/+14	+25/+20/+15/+10/+5	+18/+13/+8/+3	+12/+7/+2
26	+8/+15	+26/+21/+16/+11/+6	+19/+14/+9/+4	+13/+8/+3
27	+9/+15	+27/+22/+17/+12/+7	+20/+15/+10/+5	+13/+8/+3
28	+9/+16	+28/+23/+18/+13/+8	+21/+16/+11/+6/+1	+14/+9/+4
29	+9/+16	+29/+24/+19/+14/+9	+21/+16/+11/+6/+1	+14/+9/+4
30	+10/+17	+30/+25/+20/+15/+10	+22/+17/+12/+7/+2	+15/+10/+5

Note: Whenever a class gets another / in their Base Attack Bonus (BAB) this means that they are now able to perform another attack per round. For example, a Level 11 Fighter is able to make three attacks per round, the first at a BAB of +11, the second at +6, and the third at +1.

Table 4: Monk Unarmed Bonuses

Level	Base Attack Bonus	Unarmed Damage	AC Bonus
1	+0	1d6	0
2	+1	1d6	0
3	+2	1d6	0
4	+3	1d8	0
5	+3	1d8	1
6	+4/+1	1d8	1
7	+5/+2	1d8	1
8	+6/+3	1d10	1
9	+6/+3	1d10	1
10	+7/+4/+1	1d10	2
11	+8/+5/+2	1d10	2
12	+9/+6/+3	1d12	2
13	+9/+6/+3	1d12	2
14	+10/+7/+4/+1	1d12	2
15	+11/+8/+5/+2	1d12	3
16	+12/+9/+6/+3	1d20	3
17	+12/+9/+6/+3	1d20	3
18	+13/+10/+7/+4/+1	1d20	3
19	+14/+11/+8/+5/+2	1d20	3
20	+15/+12/+9/+6/+3	1d20	4
21	+15/+12/+9/+6/+3	1d20+1d6	4
22	+16/+13/+10/+7/+4	1d20+1d6	4
23	+17/+14/+11/+8/+5	d20+1d6	4
24	+18/+15/+12/+9/+6	1d20+1d6	4
25	+18/+15/+12/+9/+6	1d20+1d8	5
26	+19/+16/+13/+10/+7	1d20+1d8	5
27	+20/+17/+14/+11/+8	1d20+1d8	5
28	+21/+18/+15/+12/+9	1d20+1d8	5
29	+21/+18/+15/+12/+9	1d20+1d10	5
30	+22/+19/+16/+13/+10	1d20+1d10	6



## Table 5: Spell Progression

### 5A and 5B: Paladins & Rangers

Level	1	2	3	4	5	6
6	1	0	0	0	0	0
7	1	0	0	0	0	0
8	1	0	0	0	0	0
9	1	0	0	0	0	0
10	1	1	0	0	0	0
11	1	1	0	0	0	0
12	1	1	1	0	0	0
13	1	1	1	0	0	0
14	2	1	1	0	0	0
15	2	1	1	1	0	0
16	2	2	1	1	0	0
17	2	2	2	1	0	0
18	3	2	2	1	0	0
19	3	3	3	2	0	0
20	3	3	3	3	0	0
21	4	3	3	3	0	0
22	4	3	3	3	1	0
23	4	4	3	3	1	0
24	4	4	4	3	1	0
25	4	4	4	4	1	0
26	4	4	4	4	2	0
27	5	4	4	4	2	0
28	5	5	4	4	2	0
29	5	5	5	4	2	1
30	5	5	5	5	3	1

### 5C: Wizards

Level	1	2	3	4	5	6	7	8	9
1	1	-	-	-	-	-	-	-	-
2	2	-	-	-	-	-	-	-	-
3	2	1	-	-	-	-	-	-	-
4	3	2	-	-	-	-	-	-	-
5	3	2	1	-	-	-	-	-	-
6	3	3	2	-	-	-	-	-	-
7	4	3	2	1	-	-	-	-	-
8	4	3	3	2	-	-	-	-	-
9	4	4	3	2	1	-	-	-	-
10	4	4	3	3	2	-	-	-	-
11	4	4	4	3	2	1	-	-	-
12	4	4	4	3	3	2	-	-	-
13	4	4	4	4	3	2	1	-	-
14	4	4	4	4	3	3	2	-	-
15	4	4	4	4	4	3	2	1	-
16	4	4	4	4	4	3	3	2	-
17	4	4	4	4	4	4	3	2	1
18	4	4	4	4	4	4	3	3	2
19	4	4	4	4	4	4	4	3	3
20	4	4	4	4	4	4	4	4	4
21	5	5	4	4	4	4	4	4	4
22	5	5	4	4	4	4	4	4	4
23	5	5	4	4	4	4	4	4	4
24	5	5	4	4	4	4	4	4	4
25	5	5	5	4	4	4	4	4	4
26	5	5	5	4	4	4	4	4	4
27	5	5	5	5	4	4	4	4	4
28	5	5	5	5	4	4	4	4	4
29	5	5	5	5	5	4	4	4	4
30	5	5	5	5	5	4	4	4	4

*Note: Specialist wizards get one extra spell per level but are prohibited from learning spells of their opposition schools (see spell descriptions and Table 4 for opposing schools).*

## 5D: Sorcerer Spells Known

Level	1	2	3	4	5	6	7	8	9
1	2	-	-	-	-	-	-	-	-
2	2	-	-	-	-	-	-	-	-
3	3	-	-	-	-	-	-	-	-
4	3	1	-	-	-	-	-	-	-
5	4	2	-	-	-	-	-	-	-
6	4	2	1	-	-	-	-	-	-
7	5	3	2	-	-	-	-	-	-
8	5	3	2	1	-	-	-	-	-
9	5	4	3	2	-	-	-	-	-
10	5	4	3	2	1	-	-	-	-
11	5	5	4	3	2	-	-	-	-
12	5	5	4	3	2	1	-	-	-
13	5	5	4	4	3	2	-	-	-
14	5	5	4	4	3	2	1	-	-
15	5	5	4	4	4	3	2	-	-
16	5	5	4	4	4	3	2	1	-
17	5	5	4	4	4	3	3	2	-
18	5	5	4	4	4	3	3	2	1
19	5	5	4	4	4	3	3	3	2
20	5	5	4	4	4	3	3	3	3
21	6	5	5	4	4	4	3	3	3
22	6	5	5	4	4	4	3	3	3
23	6	6	5	5	4	4	4	3	3
24	6	6	5	5	4	4	4	3	3
25	7	6	6	5	5	4	4	4	3
26	7	6	6	5	5	4	4	4	3
27	7	7	6	6	5	5	4	4	4
28	7	7	6	6	5	5	4	4	4
29	7	7	7	6	6	5	5	4	4
30	7	7	7	6	6	5	5	4	4

Note: This chart is the number of spells a sorcerer knows. It is different than the number of spells the sorcerer can cast per day (Table 5e).

## 5E: Sorcerer Spell Progression

Level	1	2	3	4	5	6	7	8	9
1	3	-	-	-	-	-	-	-	-
2	4	-	-	-	-	-	-	-	-
3	5	-	-	-	-	-	-	-	-
4	6	3	-	-	-	-	-	-	-
5	6	4	-	-	-	-	-	-	-
6	6	5	3	-	-	-	-	-	-
7	6	6	4	-	-	-	-	-	-
8	6	6	5	3	-	-	-	-	-
9	6	6	6	4	-	-	-	-	-
10	6	6	6	5	3	-	-	-	-
11	6	6	6	6	4	-	-	-	-
12	6	6	6	6	5	3	-	-	-
13	6	6	6	6	6	4	-	-	-
14	6	6	6	6	6	5	3	-	-
15	6	6	6	6	6	6	4	-	-
16	6	6	6	6	6	6	5	3	-
17	6	6	6	6	6	6	6	4	-
18	6	6	6	6	6	6	6	5	3
19	6	6	6	6	6	6	6	6	4
20	6	6	6	6	6	6	6	6	6
21	7	6	6	6	6	6	6	6	6
22	7	6	6	6	6	6	6	6	6
23	7	7	6	6	6	6	6	6	6
24	7	7	6	6	6	6	6	6	6
25	7	7	7	6	6	6	6	6	6
26	7	7	7	6	6	6	6	6	6
27	7	7	7	7	6	6	6	6	6
28	8	7	7	7	6	6	6	6	6
29	8	7	7	7	7	6	6	6	6
30	8	8	7	7	7	6	6	6	6

Note: This chart is the number of spells a sorcerer can cast per day. It is different than the number of spells the sorcerer knows (Table 5d).



## 5F: Clerics and Druids

Level	1	2	3	4	5	6	7	8	9
1	1	0	0	0	0	0	0	0	0
2	2	0	0	0	0	0	0	0	0
3	2	1	0	0	0	0	0	0	0
4	3	2	0	0	0	0	0	0	0
5	3	2	1	0	0	0	0	0	0
6	3	3	2	0	0	0	0	0	0
7	4	3	2	1	0	0	0	0	0
8	4	3	3	2	0	0	0	0	0
9	4	4	3	2	1	0	0	0	0
10	4	4	3	3	2	0	0	0	0
11	5	4	4	3	2	1	0	0	0
12	5	4	4	3	3	2	0	0	0
13	5	5	4	4	3	2	1	0	0
14	5	5	4	4	3	3	2	0	0
15	5	5	5	4	4	3	2	1	0
16	5	5	5	4	4	3	3	2	0
17	5	5	5	5	4	4	3	2	1
18	5	5	5	5	4	4	3	3	2
19	5	5	5	5	5	4	4	3	3
20	5	5	5	5	5	4	4	4	4
21	6	5	5	5	5	5	4	4	4
22	6	5	5	5	5	5	4	4	4
23	6	6	5	5	5	5	5	4	4
24	6	6	5	5	5	5	5	5	4
25	6	6	6	5	5	5	5	5	4
26	6	6	6	5	5	5	5	5	5
27	6	6	6	6	5	5	5	5	5
28	7	6	6	6	5	5	5	5	5
29	7	6	6	6	6	5	5	5	5
30	7	7	6	6	6	5	5	5	5

Note: Clerics with high Wisdom receive bonus spells per level (see Table 1, Wisdom). All spells require the casting ability score be equal to 10 plus the spell level.

## 5G: Bard Spells Known

Level	1	2	3	4	5	6	7	8
1	-	-	-	-	-	-	-	-
2	2	-	-	-	-	-	-	-
3	3	-	-	-	-	-	-	-
4	3	2	-	-	-	-	-	-
5	4	3	-	-	-	-	-	-
6	4	3	-	-	-	-	-	-
7	4	4	2	-	-	-	-	-
8	4	4	3	-	-	-	-	-
9	4	4	3	-	-	-	-	-
10	4	4	4	2	-	-	-	-
11	4	4	4	3	-	-	-	-
12	4	4	4	3	-	-	-	-
13	4	4	4	4	2	-	-	-
14	4	4	4	4	3	-	-	-
15	4	4	4	4	3	-	-	-
16	5	4	4	4	4	2	-	-
17	5	5	4	4	4	3	-	-
18	5	5	5	4	4	3	-	-
19	5	5	5	5	4	4	-	-
20	5	5	5	5	5	4	-	-
21	6	5	5	5	5	4	2	-
22	6	6	5	5	5	4	3	-
23	6	6	6	5	5	5	3	-
24	6	6	6	6	5	5	4	-
25	6	6	6	6	6	5	4	-
26	6	6	6	6	6	5	4	2
27	7	6	6	6	6	5	4	3
28	7	7	6	6	6	6	5	3
29	7	7	7	6	6	6	5	4
30	7	7	7	7	6	6	5	4

## 5H: Bard Spells Progression

Level	1	2	3	4	5	6	7	8
1	-	-	-	-	-	-	-	-
2	0	-	-	-	-	-	-	-
3	1	-	-	-	-	-	-	-
4	2	0	-	-	-	-	-	-
5	3	1	-	-	-	-	-	-
6	3	2	-	-	-	-	-	-
7	3	2	0	-	-	-	-	-
8	3	3	1	-	-	-	-	-
9	3	3	2	-	-	-	-	-
10	3	3	2	0	-	-	-	-
11	3	3	3	1	-	-	-	-
12	3	3	3	2	-	-	-	-
13	3	3	3	2	0	-	-	-
14	3	3	3	3	1	-	-	-
15	4	3	3	3	2	-	-	-
16	4	4	3	3	2	0	-	-
17	4	4	4	3	3	1	-	-
18	4	4	4	4	3	2	-	-
19	4	4	4	4	4	3	-	-
20	4	4	4	4	4	4	-	-
21	4	4	4	4	4	4	0	-
22	4	4	4	4	4	4	1	-
23	4	4	4	4	4	4	2	-
24	4	4	4	4	4	4	3	-
25	5	4	4	4	4	4	4	-
26	5	5	4	4	4	4	4	1
27	5	5	5	4	4	4	4	2
28	5	5	5	5	4	4	4	3
29	5	5	5	5	5	4	4	4
30	5	5	5	5	5	5	4	4

## Table 6: Simple Weapons

The following weapons require simple weapon feat proficiencies to wield properly.

Weapon	Cost	Damage	Critical	Weight	Proficiency Feat
Bolts, crossbow (10)	1gp	-	-	1 lb.	-
Bullets, sling (10)	1sp	-	-	5 lb.	-
Club	-	1d6	x2	3 lb.	Mace
Crossbow, heavy	50 gp	1d10	19-20/x2	9 lb.	Crossbow
Crossbow, light	35 gp	1d8	19-20/x2	6 lb.	Crossbow
Dagger	2 gp	1d4	19-20/x2	1 lb.	Small Blade
Dart	5 sp	1d4	x2	0.5 lb.	Missile
Mace, heavy	12 gp	1d8	x2	12 lb.	Mace
Mace, light	5 gp	1d6	x2	6 lb.	Mace
Morningstar	8 gp	1d8	x2	8 lb.	Mace
Quarterstaff	-	1d6/1d6	x2	4 lb.	Quarterstaff
Shortspear	2 gp	1d8	x3	5 lb.	Polearm
Sling	-	1d4	x2	0 lb.	Missile

*Note: The critical column above sometimes shows two pieces of information. The number prefixed by a 'x' is the critical multiplier and represents the number of times damage is rolled if a critical hit is scored. A number range like '19-20' refers to an increased Threat Range. Refer to the section on Critical Hits for more information, Page 41.*



## Table 7: Martial Weapons

The following weapons require martial weapon feat proficiencies to wield properly, except for the bastard sword which requires an exotic weapon feat.

Weapon	Cost	Damage	Critical	Weight	Proficiency Feat
Arrows (20)	1 gp	-	-	3 lb.	-
Axe, throwing	8 gp	1d6	x2	4 lb.	Missile
Battleaxe	10 gp	1d8	x3	7 lb.	Axe
Flail, heavy	15 gp	1d10	19-20/x2	20 lb.	Flail
Flail, light	8 gp	1d8	x2	5 lb.	Flail
Greataxe	20 gp	1d12	x3	20 lb.	Axe
Greatsword	50 gp	2d6	19-20/x2	15 lb.	Greatsword
Halberd	10 gp	1d10	x3	15 lb.	Polearm
Hammer, light	1 gp	1d4	x2	2 lb.	Hammer
Handaxe	6 gp	1d6	x3	5 lb.	Axe
Longbow	75 gp	1d8	x3	3 lb.	Bow
Longbow, composite	100 gp	1d8	x3	3 lb.	Bow
Longspear	5 gp	1d8	x3	9 lb.	Polearm
Longsword	15 gp	1d8	19-20/x2	4 lb.	Large Sword
Scimitar	15 gp	1d6	18-20/x2	4 lb.	Large Sword
Shortbow	30 gp	1d6	x3	2 lb.	Bow
Shortbow, composite	75 gp	1d6	x3	2 lb.	Bow
Sword, bastard	35 gp	1d10	19-20/x2	7 lb.	Exotic Weapon
Sword, short	10 gp	1d6	19-20/x2	3 lb.	Small Blade
Warthammer	12 gp	1d8	x3	8 lb.	Hammer

*Note: The critical column above sometimes shows two pieces of information. The number prefixed by a 'x' is the critical multiplier and represents the number of times damage is rolled if a critical hit is scored. A number range like '19-20' refers to an increased Threat Range. Refer to the section on Critical Hits for more information, page 41.*

## Table 8: Armor

Armor	Cost (gp's)	Armor Bonus	Max Dex Bonus	Armor Check Penalty	Arcane Spell Failure	Weight (lb's)
<b>Light Armor</b>						
Leather	10	2	6	0	10%	15
Studded Leather	25	3	5	-1	15%	20
<b>Medium Armor</b>						
Hide	15	3	4	-3	20%	25
Scale mail	50	4	3	-4	25%	30
Chainmail	150	5	2	-5	30%	40
<b>Heavy Armor</b>						
Splint mail	200	6	0	-7	40%	45
Half-plate	600	7	0	-7	40%	50
Full plate	1,500	8	1	-6	35%	50
<b>Shield</b>						
Small Shield	3	1	N/A	-1	5%	5
Large Shield	9	2	N/A	-2	10%	6
Tower Shield	20	2	N/A	-3	15%	15

## Table 9: Two-Weapon Fighting Penalties

Circumstances	Primary Hand	Off Hand
Normal Penalties	-6	-10
Off-hand weapon is light	-4	-8
Ambidexterity feat	-6	-6
Two-Weapon Fighting feat	-4	-8
Off-hand weapon is light and Ambidexterity feat	-4	-4
Off-hand weapon is light and Two-Weapon Fighting feat	-2	-6
Ambidexterity feat and Two-Weapon Fighting feat	-4	-4
Off-hand weapon is light and Ambidexterity feat and Two-Weapon Fighting feat	-2	-2

## CREDITS

### Black Isle Studios

#### PRODUCTION

##### President

Fergus Urquhart

##### Producer

Darren Monahan

##### Associate Producer

Doug Avery

##### Line Producer

Kevin Osburn

##### Audio and Localization

##### Producer

Fred Hatch

##### Division Operations

##### Manager

Benson

##### Webmaster

Jessica Urquhart

#### ART

##### Lead Artists

Tim Donley

Pete Meihuizen

##### Artists

Aaron Brown

Eric Campanella

John Dickenson

Hector Espinoza

Derek Johnson

Jason Manley

Brian Menze

Aaron Meyers

Dennis Presnell

Justin Sweet

#### PROGRAMMING

##### Lead Programmer

Bernie Weir

##### Programmers

Dave Boulanger

Danien Chee

Rich Finegan

Tom French

Rob Holloway

Darren Monahan

Chad Nicholas

##### Additional Programming by

Jake Devore

Jim Gardner

#### DESIGN

##### Lead Designer

Josh Sawyer

##### Designers

Chris Avellone

Steve Bokkes

John Deiley

Damien Foletto

Rob Holloway

Dave Maldonado

##### Technical Designers

Ron Austin

Scott Everts

Dave Hendece

Primo Pulanco

Jason Suinn

#### BIS QA

##### Testers

Chris Heidari

Tex Yang

#### MARKETING

##### Black Isle Studios

##### Marketing Team

Margo Engel

Tamara Johnston

Paige Slaughter

Michael Greene

##### Public Relations Manager

Heather Greer

##### Manual

Chris Avellone

Michael Greene

##### Manual Layout & Design

Cheryl Sweeney

The Icewind Dale II team would

like to express its thanks to the

D&D team and everyone at

Wizards of the Coast, R.A.

Salvatore, Ryan and everyone at

Snowblind Studios (thanks to

John Van Deusen for the bugbear

model), Ray, Greg, and everyone

at BioWare, Josh Grant and the

very dedicated and hard-working

Quality Assurance department at

Interplay, and most of all, to you,

our illuminated patrons.

#### QUALITY ASSURANCE

##### QA Special Projects

##### Manager

Eric Fong

##### QA Operations Manager

Shanna Takayama

##### QA Product Manager

Josh Grant

##### Multiplayer Lead

Jeff Huges

##### Associate Product Manager

Albert Perez, Jr.

##### QA Analysts

John Boomershine

Brad Dutton

Robert Evinger

Eric Good

Justin Hamilton

Rob Hanson

Ed Hyland

Joe Raniel Isip

Michael Los

Erick Lujan

Jeff "Jeffy" Mitchell

Matt Monaco

Matt Panepinto

Dave Peters

Chuck Salzman

Gary Tesdall

##### Compatibility Technician

Derek Gibbs

Josh Walters

#### AUDIO

##### Sound & Music Supervision

Adam Levenson

##### Sound Design & Editing

Frank Szick

Adam Levenson

JP Walton

##### Mastering

Frank Szick

JP Walton

##### Additional Editing

Chris Borders

Scott Purvis

##### Music

Inon Zur

##### Music Recorded & Mixed

Dori Amarillio

##### Audio Scripting

JP Walton

Frank Szick

##### VO Direction/Casting/

##### Supervision

Chris Borders

Fred Hatch

##### VO Talent

Earl Boen

Carlos Carrasco

T.C. Carson

Gabrielle Carteris

Moe Daniels

Grey Delisle

Charles Dennis

Brian George

J.D. Hall

Vanessa Marshall

Iona Morris

Joe Nipote

Kathleen Noone

Jack Roth

Kath Soucie

Peter Stormare

Mari Weiss

Greg Eagles

##### VO Recorded at SMS

##### Studios

##### VO Recording Engineer

Ernie Sheesley (SMS)

##### VO Recording Assistant

Lisa Carlon (SMS)

Eric Lewis (SMS)

##### Audio Operations Manager

Gloria Soto

Cinematics mixed at Interplay  
Entertainment by Adam Levenson  
in Stereo

#### VIDEO

##### Senior Video Manager

Dan Williams

##### Senior Media

##### Producer/Editor

Dave Cravens

##### Media Producer/Editor

Chris Folino

##### Cinematic Compression and

##### Playback by



From RADGame Tools, Inc.

#### LOCALIZATION

##### International Product

##### Manager

Tom Decker

Rafael Lopez

##### Localization Producer

Fred Hatch

##### Language Editors

Olaf Becker (German)

Carole Huguet (French)

Rafael Lopez (Spanish)



# INDEX

## A

Aasimar	47
Ability Scores	7, 45
Abjurer	54
Action cursors	11
AI (party behavior)	15
Alchemy	64
Alignment	7, 61, 62
Ammunition	19, 131
Amulets	130
Animal Empathy	64
Appearance	7
Arcane Spell Failure	25
Area Map	17
Area of Effect	73
Armor	24, 25, 130
Armor Bonuses	39
Armor Check Penalty	24
Armor Class (AC)	39
Attack	11
Attack Roll	40

## B

Bags and Scroll Cases	20
Barbarian	51, 56
Bard	51, 57
Bard Songs	13, 57
Biography	7, 20
Blindness	44
Bluff	64

## C

Casting Spells	12, 42
Casting Time	73
Chaotic Evil	62
Chaotic Good	61
Chaotic Neutral	61
Character Actions	38
Character Arbitration	26
Character Generation	7
Character Record	20
Charisma	45
Class	6, 50
Cleric	51, 57
Cloak	130

Combat	39
Concentration	64
Conjurer	54
Constitution	45
Containers	17
Critical Hits and Misses	41
Multipliers	41
Threat range	41
Cursors (action cursors)	11
Custom Portraits	6
Customer Service Info	4, 152
Customizing Buttons	12, 13

## D

Damage Reduction	60
Dark elves	48
Darkvision	24, 60
Deafness	44
Deep gnomes	49
Deflection bonuses	39
Dexterity	45
Dialogue	16, 28, 38
Dialogue Window	16
Diplomacy	64
Disable Device	64
Disease	44
Diviner	54
Drinks	17
Drow (dark elves)	48
Druid	51, 58
Duration	73
Dwarves	47

## E

Effective Character Level	45
Elves	48
Enchanter	54
Encumbrance	19
Energy Drain	44
Evasion	60, 70
Evoker	54
Experience	44
Experience Point Cap	45
Export	20

## F

Faerûn	29
Fatigue	24, 39
Favored Class	56
Favored Enemy	7, 60
Feats	7, 65
Weapon Proficiencies	40
Fighter	52
Fighting	39
Fog of War	12
Fortitude saving throw	43

## G

Gameplay	23
Gauntlet	131
Gender	6
Ghostwise halflings	49
Girdle	131
Gnomes	49
Gold dwarves	47
Graphics	22
Gray dwarves	48
Group Darkvision	23

## H

Half-Elves	50
Half-Orcs	50
Hallings	49, 50
Healing	43
Heart of Fury	23
Hedron Kurdos	30
Helmet	131
Hide	64
History of Icewind Dale	29, 30
Hit Dice	46
Hit Points	43
Humans	47

## I

Identifying Items	17, 61
Illusionist	54
Import	8
Inns	16
Intelligence	45
Interface	9
Intimidate	64
Intoxication	24
Inventory	18



## J

Journal	18
---------	----

## K

Knowledge (arcana)	65
--------------------	----

## L

Lawful Evil	62
Lawful Good	61
Lawful Neutral	61
Lay on Hands	53
Level Up button	20
Levels	44

## M

Magic	73
Magical Items	133
Maps	17
Maximum Dex Bonus	24
Monk	52, 58
Moon elves	48
Move Silently	65
Movement	38
Multiclass Characters	54
Multiplayer	25-28

Character Arbitration	26
Chatting	27
Creating a Game	26
Explorable Area	28
Import Options	27
Joining A Game	26
Loading Time	28
Options	27
Party Gold	28
Permissions	27
Protocol	25

## N

Name	7
Necklace	131
Necromancer	54
Neutral Evil	62
Neutral Good	61
Neutral (True)	61

## O

Open Lock	65
Options	22

## P

Paladin	52, 53, 59
Paralysis	44
Party Choice Screen	5
Party Formation	22
Path Searching	24
Pausing	38
Phased	44
Pick Pocket	65
Poison	44
Portraits	6, 14
Potions	133
Proficiency, armor	24
Proficiency, weapons	40, 41

## Q

Quest Experience	45
Quick Formations	14
Quick Item Slots	19
Quick Load	24
Quick Save	23
Quick Spell	13
Quit	23
Quiver	18, 19

## R

Race	6, 47
Rage	56
Raising the Dead	44
Ranger	53, 60
Recovery	43
Reflex saving throw	43
Rest	15, 20, 24
Rings	131
Rogue	53, 60
Rotate Formation	11
Rules, D&D	38

## S

Saving Throws	42, 43
Screen Resolution	11, 23
Search	65
Shield bonuses	39
Shield dwarves	47
Shields	130
Skills	7, 62, 63
Sneak Attack	60
Sorcerer	53

Special Abilities	56
Specialist Wizards	54
Spell Disruption	42
Spell Resistance	61
Spells	7, 21, 22, 75
Spell List Screen	21
Spontaneous Casting	57
Starting Gold	8
Strength	45
Strongheart halflings	49
Stores	16
Sub-races	47

## T

Targos	30-34
Docks	31
Town	32
Taverns	16
Temples	16
Threat Range, critical hits	41
Tieflings	47
Tips, adventuring	35
Tool tips	15, 23
Turning Undead	57, 59

## U

Use Magic Device	65
------------------	----

## W

Weapons	131
Weapon Combo Slots	12, 18, 19
Wild elf	48
Wild Shape	58
Wilderness Lore	65
Will saving throw	43
Wisdom	45
Wizard	53, 54
World Map	17

**Bold numbers denotes the primary location for the item's information.**

## Warranty / Interplay Contact Information

### Interplay Entertainment Corp.

Technical Support  
16815 Von Karman Ave., Irvine, CA 92606  
949-553-6678 (phone)  
949-252-2820 (fax)

HOW TO REACH US ONLINE:  
INTERNET E-MAIL: [orderdesk@interplay.com](mailto:orderdesk@interplay.com)  
WORLD WIDE WEB: [www.interplay.com](http://www.interplay.com)  
FTP: [ftp.interplay.com](ftp://ftp.interplay.com)

### INTERPLAY LIMITED 90-DAY WARRANTY

Interplay warrants to the original purchaser of this Interplay Entertainment Corp. product that the game disc will be free from defects in material and workmanship for 90 days from the date of purchase. If the game disc is found defective within 90 days of original purchase, Interplay agrees to replace, free of charge, any product discovered to be defective within such period upon receipt at its service center of the product, postage paid, with proof of the date of purchase. This warranty is limited to the disc containing the software program originally provided by Interplay and is not applicable to normal wear and tear. This shall be void if the defect has arisen through abuse, mistreatment, or neglect. Any implied warranties applicable to this product, including warranties of merchantability and fitness for a particular purpose are disclaimed. Interplay disclaims all responsibility for incidental or consequential damages. Some states do not allow limitations as to how long an implied warranty lasts and/or exclusions or limitation of incidental or consequential damages so the above limitations and/or exclusions or liability may not apply to you. This warranty gives you specific rights, and you may also have other rights which vary from, state to state.

### LIMITED WARRANTY

If the game disc should fail after the original 90-day warranty period has expired, you may return the disc to Interplay at the address noted below with a check or money order (made out to GamesOnline) for \$15.00 (U.S. currency), which includes postage and handling, and Interplay or its agent will mail a replacement to you. To receive a replacement, you need to enclose the original defective disc in protective packaging accompanied by: (1) a \$15.00 check or money order, (2) a brief statement describing the defect, and (3) your return address. If you have a problem with your game disc, you may wish to call us first at (949) 553-6678. If your game disc is defective and a replacement is necessary, U.P.S. or registered mail is recommended for returns. Please send the defective disc(s) only (not the box) with a description of the problem and \$15.00 to: Interplay Warranty, Dept. , 16815 Von Karman Avenue, Irvine, CA 92606. Ordering replacement copies of disks or Manuals is also available through our web store, [www.Interplay-Store.com](http://www.Interplay-Store.com).

### COPYING PROHIBITED

This software product and the manual are copyrighted and all rights are reserved by Interplay Entertainment Corp. and are protected by the copyright laws that pertain to computer software. You may not copy the software. You may not loan, sell, rent, lease, give, sub license, or otherwise transfer the software (or any copy). You may not modify, adapt, translate, create derivative works, decompile, disassemble, or otherwise reverse engineer or derive source code from all or any portion of the software or anything incorporated therein or permit or encourage any third party to do so.

*Notice: Interplay reserves the right to make modifications or improvements to the product described in the manual at any time and without notice.*

### SOFTWARE USE LIMITATIONS AND LIMITED LICENSE

This copy of Icewind Dale II is intended solely for your personal non-commercial home entertainment use. You may not decompile, reverse engineer, or disassemble the software, except as permitted by law. Interplay Entertainment Corp. retains all right, title and interest in the Software including all intellectual property rights embodied therein and derivatives thereof. The Software, including, without limitation, all code, data structures, characters, images, sounds, text, screens, game play, derivative works and all other elements of the Software may not be copied, resold, rented, leased, distributed (electronically or otherwise), used on pay-per-play, coin-op or other for-charge basis, or for any commercial purpose. Any permissions granted herein are provided on a temporary basis and can be withdrawn by Interplay Entertainment Corp. at any time. All rights not expressly granted are reserved.







A Stand-Alone Product

**BioWARE**  
INFINITY ENGINE

*Interplay*

TEEN

Blood  
Mild Language  
Use of Alcohol

MN-W58-1336-0

ICEWIND DALE II © 2002 Interplay Entertainment Corp. All Rights Reserved. The BioWare Infinity Engine © 1998-2002 BioWare Corp. All Rights Reserved. Icewind Dale, Icewind Dale II, Baldur's Gate, FORGOTTEN REALMS, the FORGOTTEN REALMS logo, D&D, the DUNGEONS & DRAGONS logo, Wizards of the Coast and the Wizards of the Coast logo are trademarks of Wizards of the Coast, Inc., a subsidiary of Hasbro, Inc., and are used by Interplay under license from Infogrames Interactive, Inc. Black Isle Studios and the Black Isle Studios logo are trademarks of Interplay Entertainment Corp. The BioWare Infinity Engine and the BioWare logo are trademarks of BioWare Corp. Exclusively licensed and distributed by Interplay Entertainment Corp. All other trademarks and copyrights are property of their respective owners.